

# April 30 Monthly Housing Reporting

**In accordance with Act 113 (2024)**

Submitted by the Department for Children and Families

# The Big Picture

(As of April 7, 2025)



1080

Number of households in the GA Emergency Housing Program as of 4/7/2025



3,458

Number of people from [2024 Point-in-Time Sheltered & Unsheltered Homelessness Count](#) that took place on 1/24/24



4,884

Number of individuals with completed assessments for [Vermont Coordinated Entry Dashboard](#) on 4/7/2025

# Households By District

This is the current district data on all households in the GA Housing program as of 4/7/2025.

| District Office              | Rooms       | Households  | Adults      | Children   |
|------------------------------|-------------|-------------|-------------|------------|
| Barre District Office        | 115         | 113         | 146         | 31         |
| Bennington District Office   | 142         | 139         | 174         | 76         |
| Brattleboro District Office  | 160         | 155         | 200         | 48         |
| Burlington District Office   | 242         | 241         | 299         | 99         |
| Hartford District Office     | 60          | 60          | 71          | 18         |
| Middlebury District Office   | *           | *           | *           | *          |
| Morrisville District Office  | 22          | 22          | 28          | *          |
| Newport District Office      | *           | *           | *           | *          |
| Rutland District Office      | 185         | 177         | 235         | 106        |
| Springfield District Office  | 57          | 57          | 69          | 17         |
| St Albans District Office    | 53          | 53          | 63          | *          |
| St Johnsbury District Office | 40          | 40          | 49          | 16         |
| <b>Total</b>                 | <b>1099</b> | <b>1080</b> | <b>1358</b> | <b>438</b> |

\* Data is suppressed when less than 12

# Governor's Executive Order 03-25

The Executive Order creates two priority eligibility groups:

(1) families with children; and (2) households with a medically vulnerable individual.

**Eligible households under the Executive Order are now part of the March Cohort.**

## Families with custody of a child under 19:

- DCF shall identify the households currently in the hotel/motel program with custody of children under 19

## Medically vulnerable

- Medically vulnerable for purposes of priority eligibility shall mean an individual who:
  - meets the Medicare definition of “homebound,” such as someone who relies on the medically necessary assistance of another person or medical equipment such as a wheelchair for mobility and other essential functions;
  - who requires a lifesaving device that requires access to electricity, such as an oxygen concentrator;
  - is in active cancer treatment or treatment for severe kidney/renal disease, or severe liver or heart conditions;
  - is actively receiving Medicaid-eligible or Medicare-eligible “home-based” nursing services (like VNA visits, or hospice); or
  - is a woman in the third trimester of pregnancy or a woman who will enter the third trimester of pregnancy during the period April 1, 2025, to June 30, 2025.

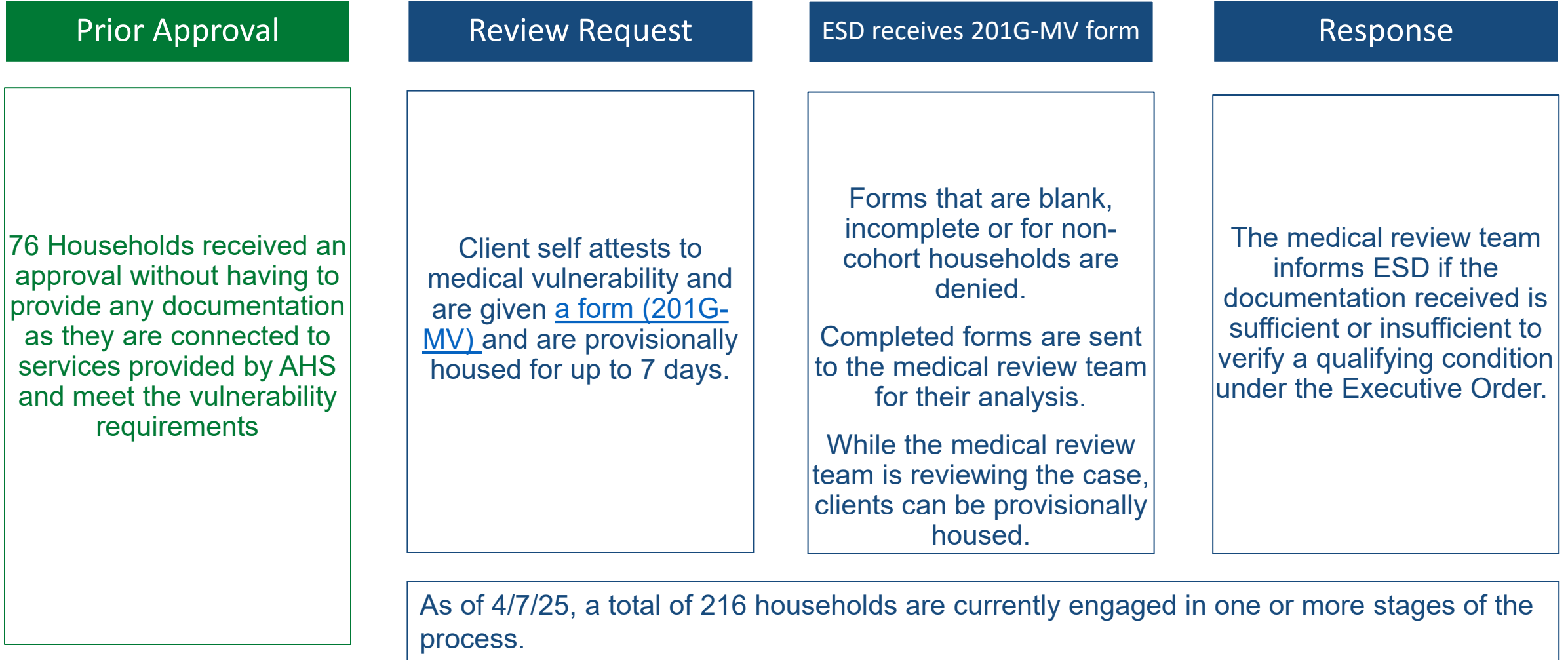
# GA Program Utilization – April 2025

The General Assistance Emergency Housing Program served 1433 households the night of March 31, 2025. A subgroup of households from this population would then continue to be eligible under the Governor’s Executive Order 03-25.

| Note:  | Households | Adults | Children |
|--|------------|--------|----------|
| Housed Night of 3/31/2025  | 1433       | 1803   | 510      |
| Housed Night of 3/31/25 and still housed Night of 4/7/25   | 1080       | 1358   | 438      |
| Housed Night of 3/31/25 and Exhausted 80 Nights (some households were then found eligible, some households exited and never reapplied, and some were not eligible any longer). | 410        | 538    | 152      |
| Housed Night of 3/31/25; Exhausted 80 Nights and not rehoused under Executive Order  | 162        | 196    | 19       |
| Housed Night of 3/31/25; Not in Housing 4/7/25; but household still has some eligible nights remaining   | 141        | 170    | 40       |

# Medical Vulnerability review process and data

This process is available for client who have been housed on 3/31/2025 and have medical conditions that are outlined in the Executive Order.



# Eligibility Category of Households

This is the current eligibility data on all households in the GA Housing program as of 4/7/2025.

| Approval Category                                  | Count       |
|--|-------------|
| Age 65+  | 56          |
| Court Ordered/Constructive Eviction                | 21          |
| Disabled (201G-VR)                                 | 278         |
| Disabled (SSI/SSDI)                                | 244         |
| Domestic Violence                                  | 40          |
| Families with Children                             | 192         |
| Pregnant   | 17          |
| Death of a Spouse, Domestic Partner or Minor Child | *           |
| Natural Disaster                                   | *           |
| Executive Order--Families                          | 70          |
| Executive Order--Medically Vulnerable              | *           |
| Executive Order--Provisional                       | 151         |
| Executive Order--Pregnant                          | *           |
| <b>Grand Total</b>                                 | <b>1080</b> |

## Notes:

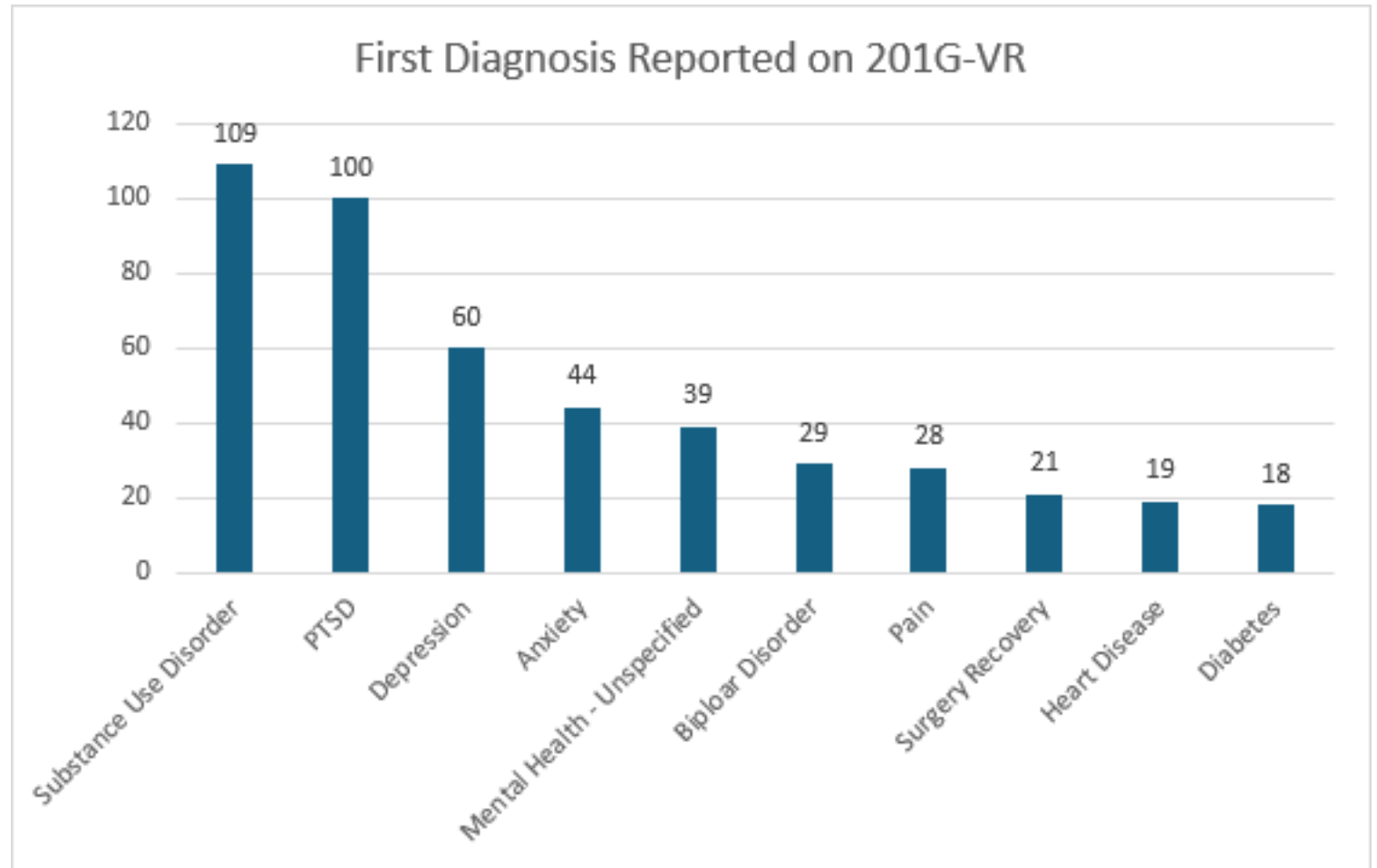
- The [range of individuals in SSI/SSDI](#) crosses a range of acuity and health challenge— it can be mental health, chronic health condition, or a physical disability.
- As of 4/1/2025, medical vulnerability can be verified by the submission of the [Emergency Housing Verification of Medically Vulnerable](#) form for households who might qualify under the Executive Order for housing assistance.

\* Data is suppressed when less than 12

# Disability reasons documented on the Medical Variance Form (201G-VR)

This form must be used to document a qualifying disability or health condition under General Assistance (GA) rule 2652.2, Emergency Housing Assistance.

Prior to the Governor's March 28 Executive Order, approximately 65% of households were eligible for General Assistance Emergency Housing due to a disability, which is documented on the Department's 201G-VR Medical Variance form by a healthcare provider. The top 10 first reasons listed on the 201G-VR form are the following:



This data is through 12/30/2024, and does not include SSI/SSDI or Medical Vulnerability (201G-MV) data



# Screening and Case Management

- When people register for GA Housing they are referred to Coordinated Entry Lead Agency for Coordinated Entry screening.
- The Coordinated Entry Assessment Process helps to identify housing and health-related needs. It also helps to assess if people have complex needs who would benefit from a Team Based Care program approach and if people are connected or need assistance connecting to health/social health related services and care teams.
- The Coordinated Entry assessor refers directly to programs needed and if a Team Based Care approach is appropriate, they reach out to the AHS Field Director to help make connections to local Community Health Team, Adult Local Interagency Team and/or Vermont Chronic Care Initiative. We are exploring ways to improve this process to tighten it up to enhance engagement and connection to Vermont Team Based Care by having Field Directors help to facilitate connections.
- In addition, there are various programs across AHS that help support people in the General Assistance Emergency Housing program, helping to connect them to housing resources and health/social health services as needed
- Under the Medically Vulnerable Process, we are identifying people we receive forms on who are not receiving complex care coordination and are providing outreach to see if they are willing to engage with VCCI.

# Subpopulations Enrolled in Coordinated Entry March 2025

CE Subpopulations by Region

| Name   | Count Client IDs | Count of Household ID | Number of Veteran Clients | Number of Clients in Chronic Households | Number of Clients in Youth (24+) Households |
|--|------------------|-----------------------|---------------------------|---|---|
| Addison Coordinated Entry - At Risk (VT-500)                         | 15               | 8                     | 0                         | 1                                       | 6   |
| Addison Coordinated Entry - Literally Homeless (VT-500)              | 118              | 79                    | 1                         | 21                                      | 4   |
| Bennington Coordinated Entry - At Risk (VT-500)                      | 125              | 62                    | 2                         | 0                                       | 20  |
| Bennington Coordinated Entry - Literally Homeless (VT-500)           | 456              | 273                   | 15                        | 89                                      | 44  |
| Caledonia/Essex Coordinated Entry - At Risk (VT-500)                 | 20               | 9                     | 0                         | 0                                       | 7   |
| Caledonia/Essex Coordinated Entry - Literally Homeless (VT-500)      | 160              | 104                   | 2                         | 27                                      | 12  |
| Chittenden Coordinated Entry - Homeless (VT-501)                     | 998              | 799                   | 21                        | 191                                     | 62  |
| Franklin/Grand Isle Coordinated Entry - At Risk (VT-500)             | 7                | 5                     | 1                         | 1                                       | 2   |
| Franklin/Grand Isle Coordinated Entry - Literally Homeless (VT-500)  | 288              | 193                   | 7                         | 26                                      | 25  |
| Lamoille Coordinated Entry - At Risk (VT-500)                        | 120              | 57                    | 3                         | 1                                       | 23  |
| Lamoille Coordinated Entry - Literally Homeless (VT-500)             | 113              | 81                    | 1                         | 29                                      | 3   |
| Orange/Windsor North Coordinated Entry - At Risk (VT-500)            | 34               | 17                    | 2                         | 0                                       | 3   |
| Orange/Windsor North Coordinated Entry - Literally Homeless (VT-500) | 329              | 227                   | 23                        | 64                                      | 18  |
| Orleans Coordinated Entry - At Risk (VT-500)                         | 3                | 1                     | 0                         | 0                                       | 0   |
| Orleans Coordinated Entry - Literally Homeless (VT-500)              | 115              | 61                    | 2                         | 7                                       | 10  |
| Rutland Coordinated Entry - At Risk (VT-500)                         | 108              | 56                    | 4                         | 7                                       | 6   |
| Rutland Coordinated Entry - Literally Homeless (VT-500)              | 624              | 372                   | 18                        | 150                                     | 44  |
| Washington Coordinated Entry - At Risk (VT-500)                      | 81               | 44                    | 3                         | 0                                       | 8   |
| Washington Coordinated Entry - Literally Homeless (VT-500)           | 904              | 577                   | 33                        | 137                                     | 50  |
| Windham South Coordinated Entry - At Risk (VT-500)                   | 33               | 16                    | 0                         | 0                                       | 4   |
| Windham South Coordinated Entry - Literally Homeless (VT-500)        | 617              | 428                   | 13                        | 181                                     | 54  |
| Windsor S/Windham N Coordinated Entry - At Risk (VT-500)             | 59               | 38                    | 1                         | 4                                       | 6   |
| Windsor S/Windham N Coordinated Entry - Literally Homeless (VT-500)  | 262              | 150                   | 1                         | 60                                      | 17  |

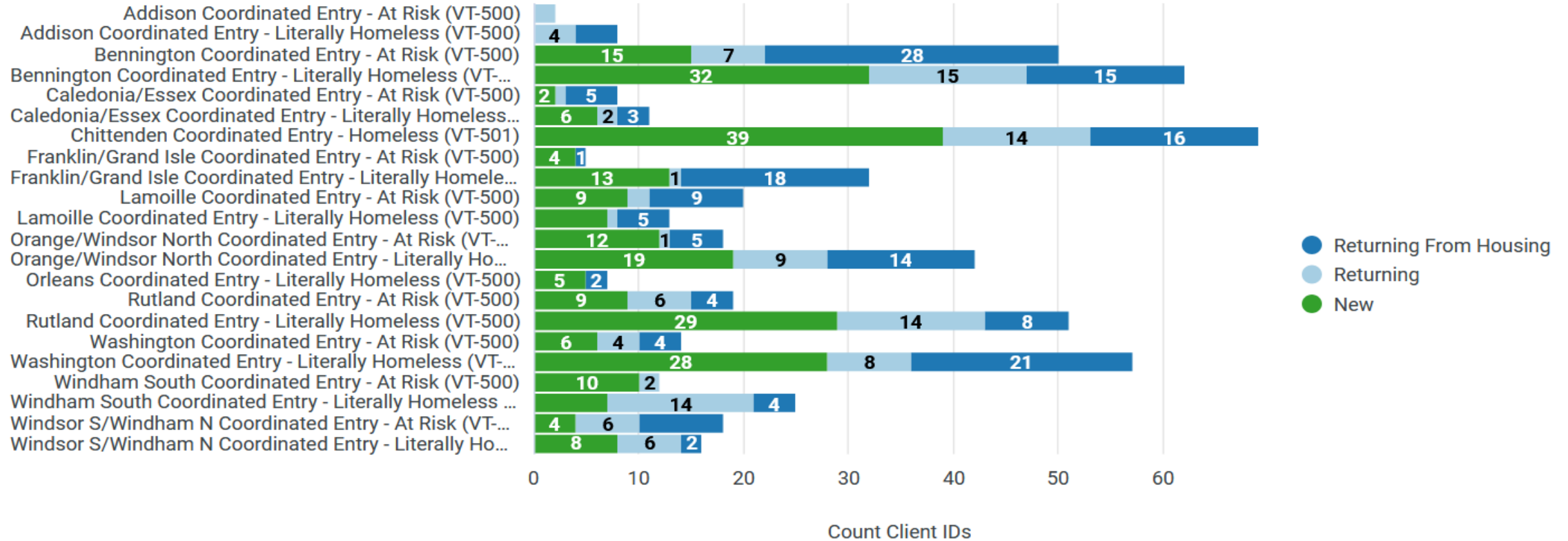
This table shows the number of clients enrolled in Coordinated Entry during the past month, the number of households those clients were in, the number of clients that were veterans, the number of clients that were in chronically homeless households (as defined [here](#)), and the number of clients in a household where the head of household was 24 years of age or under, broken down by the local housing coalitions throughout Vermont.

Source: <https://icalliances.org/vermont-coordinated-entry-dashboard>



# New and Returning Enrollments by Region March 2025

CE New and Returning Enrollments by Region

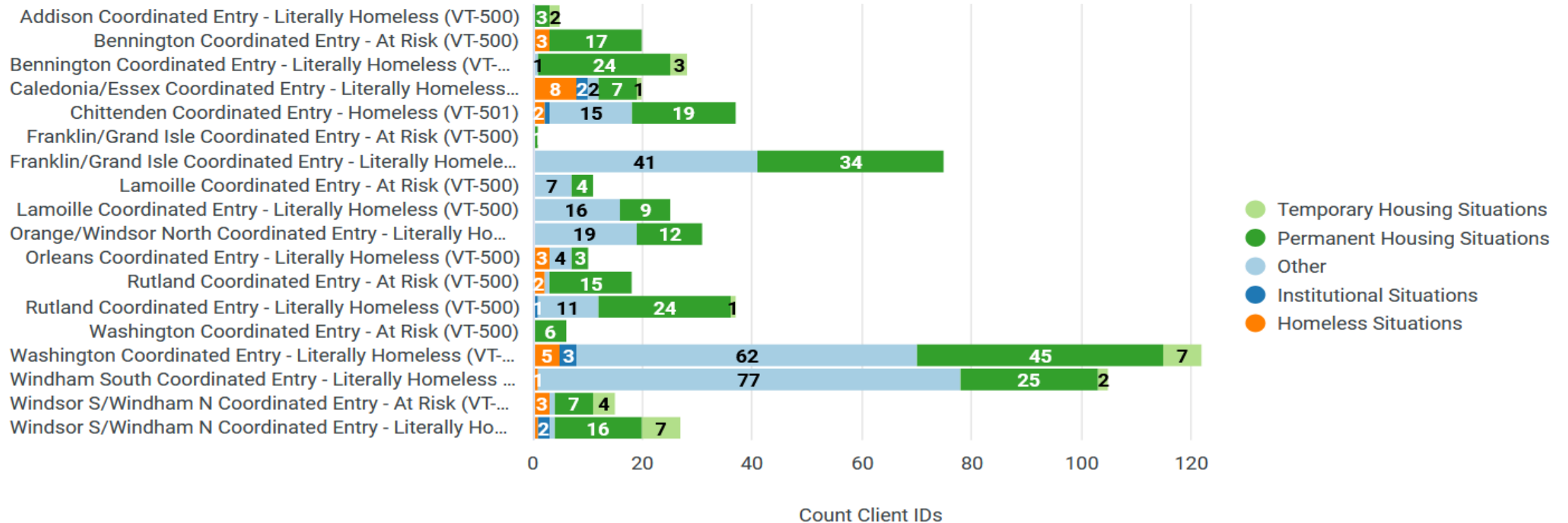


This chart categorizes clients that have entered CE in the past complete month into “Returning From Housing” (Clients that had an exit in HMIS to a permanent destination prior to enrolling in CE), “Returning” (Clients that had an exit in HMIS to a non-permanent destination prior to enrolling in CE), and “New” (Clients that had no exit in HMIS prior to enrolling in CE), broken down by the local housing coalitions throughout Vermont.

Source: <https://icalliances.org/vermont-coordinated-entry-dashboard>

# CE Exit Destination by Region March 2025

CE Exit Destination Categories by Region



This chart breaks down the Exit Destinations of clients leaving CE in the past complete month into categories described in [Appendix A of the HMIS Data Standards](#), broken down by the local housing coalitions throughout Vermont.

Source: <https://icalliances.org/vermont-coordinated-entry-dashboard>

# Housing Opportunity Grant Program (HOP) Status Update

New base funding for HOP grants was prioritized for emergency shelter expansion, including the preservation of shelter capacity created with one-time funding in State Fiscal Year (SFY) 24 and increased capacity in SFY25.

The **Annual HOP Award Summary** is available [online](#).

The status of contracts for housing and supportive services resulting from the Agency's requests for proposals can be found at <https://www.vermontbusinessregistry.com/>. No contracts were awarded in response to the May 24, 2023 RFP.

# Emergency Shelter Capacity

| County      | Total Current Household Capacity |
|-------------|----------------------------------|
| Addison     | 62                               |
| Bennington  | 31                               |
| Caledonia   | 35                               |
| Chittenden  | 201                              |
| Franklin    | 32                               |
| Lamoille    | 28                               |
| Orleans     | 7                                |
| Rutland     | 25                               |
| Washington  | 124                              |
| Windham     | 74                               |
| Windsor     | 48                               |
| Grand Total | 667                              |

# Emergency Shelter Capacity Updates

Ongoing Operations at State-Started Shelters - Champlain Valley Office of Economic Opportunity will take over operations at the state-started Williston Family Shelter in May 2025, operations will continue in Williston until the shelter will shift to a permanent location at the end of 2025. The Agency is in discussion with the Town of Waterbury and a provider to explore future operations in the Waterbury location.

Champlain Housing Trust is finishing renovations on a building that Spectrum Youth & Family Services will start operating at the in June as a young adult shelter.

Lamoille Community House will launch new family shelter emergency apartment capacity in the summer of 2025.

BROC Community Action is looking to start providing emergency shelter capacity in Rutland.

The new building acquired by COTS will allow them to expand year-round capacity in the future, after the necessary renovations occur.

Groundworks and Upper Valley Haven have shelter construction projects underway and anticipate open in summer 2026.

The state is working with additional providers on acquisition and development projects and will share more information as projects finalize.

Eligibility and contact information, and links to documents and resources can be found at the DCF website.

## Resources

<https://dcf.vermont.gov/Addressing-and-Preventing-Unsheltered-Homelessness>



# SFY 2025 Monthly Hotel Authorizations\*

Data as of 4/25/2025

| Month          | Payment Authorizations |
|----------------|------------------------|
| July 2024      | \$3,335,061            |
| August 2024    | \$3,334,668            |
| September 2024 | \$2,768,658            |
| October 2024   | \$1,871,410            |
| November 2024  | \$1,899,932            |
| December 2024  | \$3,211,672            |
| January 2025   | \$3,296,490            |
| February 2025  | \$3,020,698            |
| March 2025     | \$3,434,720            |
| April 2025     | \$2,540,970            |
| May 2025       |                        |
| June 2025      |                        |
| TOTAL          | \$28,714,279**         |

\*Prior month authorizations will adjust throughout the year as data corrections are made.

\*\*Spending represents the cost of hotel rooms, not including admin and security expenses.

# Residential Capacity

- As of April 28, **154** Residential Mental Health Treatment beds with **3** currently available.
- As of April 28, **63** Mental Health Intensive Residential Treatment beds with **5** currently available.
- As of April 19, **110** Recovery Housing beds with **13** currently available.
- As of April 28, **183** Department of Corrections (DOC) Transitional Housing beds with **58** currently available.
- As of April 28, **2,871** Skilled Nursing Facility beds with **317** currently available.