

# September 30th Housing Reporting

**In accordance with Act 113 (2024)**

Submitted by the Department for Children and Families

# The Big Picture

## (September 2024)



1,066

Number of households in the GA Emergency Housing Program as of 9/16/2024



3,458

Number of people from [2024 Point-in-Time Sheltered & Unsheltered Homelessness Count](#) that took place on 1/24/24



4,883

Number of individuals with completed assessments for [Vermont Coordinated Entry Dashboard](#) on 9/2/2024

# Households By District

This is the current district data on all households in the GA Housing program as of 9/16/2024.

District Office	Rooms	Households	Adults	Children
Barre District Office	143	139	190	61
Bennington District Office	99	95	125	51
Brattleboro District Office	159	153	193	82
Burlington District Office	207	206	252	84
Hartford District Office	42	41	47	17
Middlebury District Office	7	7	7	<6
Morrisville District Office	20	20	24	14
Newport District Office	13	13	14	<6
Rutland District Office	308	291	373	178
Springfield District Office	38	37	46	19
St Albans District Office	46	46	54	17
St Johnsbury District Office	18	18	25	12
<b>Total</b>	<b>1100</b>	<b>1066</b>	<b>1350</b>	<b>538</b>

# Eligibility Category of Households

This is the current eligibility data on all households in the GA Housing program as of 9/16/2024.

Approval Category	Count
Age 65+	88
Court Ordered/Constructive Eviction	46
Disabled (201G-VR)	172
Disabled (SSI/SSDI)	362
Domestic Violence	52
Families with Children	315
Pregnant	18
Natural Disaster	<12
Death of a Spouse, Domestic Partner or Minor Child	<12
Grand Total	1066

**Notes:** The [range of individuals in SSI/SSDI](#) crosses a range of acuity and health challenge– it can be mental health, chronic health condition, or a physical disability. As of 3/15/2024, disability can be verified by a licensed medical professional and [Disability Variance Form](#) can be submitted.

# Act 113 Changes to the GA Housing Program

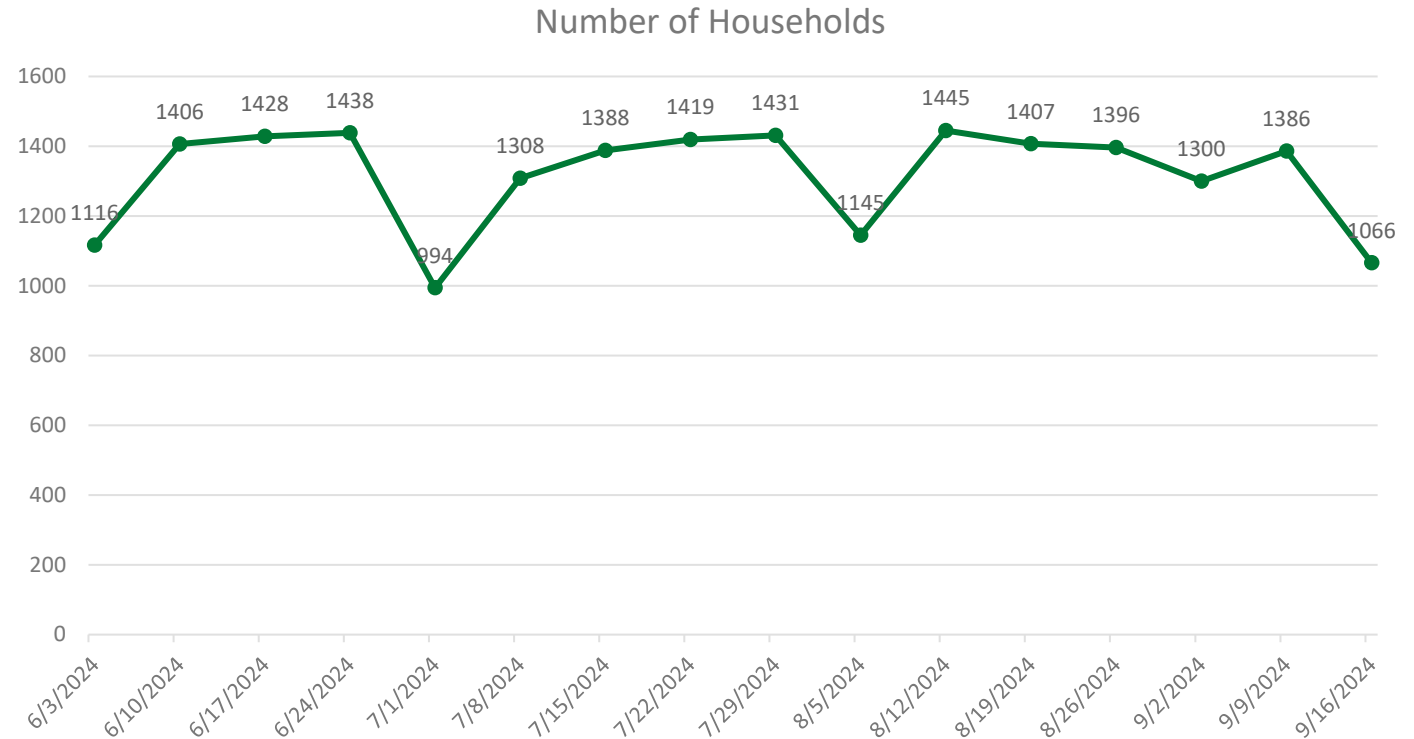
Act 113: "The utilization of hotel and motel rooms pursuant to this subdivision shall be capped at 1,100 rooms per night between September 15, 2024, through November 30, 2024, and between April 1, 2025, through June 30, 2025. (2) The maximum number of days that an eligible household receives emergency housing in a hotel or motel under this section, per 12-month period, shall not exceed 80 days."

The number of eligible households in September has remained consistent with previous months.

Currently, it is estimated that 1/5<sup>th</sup> of households being housed will exhaust their 80 days on September 19, 2024, which is 80 days from July 1, 2024, when the law became effective.

DCF has published an administrative procedure to help with the distribution of the 1,100 rooms to the most vulnerable households.

Households eligible in June, July, August, and September 2024



# Administrative Procedures for Act 113

During times where the number of eligible households exceeds 90% of the 1,100 per night room cap, or 90% of hotel capacity during time periods when the 1,100 per night room cap is not in place, the department will use the following procedure for providing emergency housing assistance.

## High Risk Households

Households with a member who:

- Is a child 19 years of age or under.
- Is pregnant.
- Is experiencing domestic violence, dating violence, sexual assault, stalking, human trafficking, hate violence, or other dangerous or life-threatening conditions related to violence against the individual that caused the household to lose its housing.
- Is 65 years of age or older.
- Is otherwise categorically eligible and includes a member who is 50 years of age or older.

## Length of Authorization

- Granted in up-to 28-day increments.

## Applying with ESD

- Can apply for emergency housing between the hours of 8am and 4:30pm Monday through Friday.
- Can reapply for housing up to 10 days in advance of the end date of their current authorization.

## All Other Eligible Households

## Length of Authorization

- Granted in up-to-4-day increments.

## Applying with ESD

- Can apply for emergency housing between the hours of 12pm and 4:30pm Monday through Friday.
- Can reapply for housing on the day their current authorization ends.

Procedure is available online:

<https://dcf.vermont.gov/Addressing-and-Preventing-Unsheltered-Homelessness>

# Act 113 Implementation

## Unique Households Since 7/1/2024

Households	Adults	Children
2139	2644	764

## Housed Night of 9/16/2024

Households	Adults	Children
1066	1350	538

Date Households Will Reach 80th Night	Estimated number of Households	Estimated percentage of Households	Confirmed number of households
9/19/2024	291	21.00%	223
9/20/24 to 9/27/24	131	9.45%	TBD
9/28/2024	113	8.15%	TBD
9/29/24 to 10/8/24	371	26.77%	TBD

# Screening and Case Management

- The Office of Economic Opportunity (OEO), Field Services, Blueprint Program and Vermont Chronic Care Initiative (VCCI) are working together to help identify people who have had a Coordinated Entry assessment who need connections to other services and/or a team-based care approach to their care. The Coordinated Entry assessment assesses health and social needs in addition to housing needs. This information will be used to identify needs and referrals to services, resources, and/or Team Based Care. The Department of Aging, Disability's and Independent Living and Department of Mental Health are also consulted on a regular basis for connections to their programs and resources for eligible Vermonters, including the new iCARE skilled nursing facility in Bennington.
- The updated Coordinated Entry Assessment will have an integrated Vermont Team Based Care referral processes for those who need and want a team-based approach to their health and social health needs.
- Each region has community health teams and Adult Local Interagency teams that can be resources to help people connect to team-based care.
- Each region is also engaged in a Team Based Care Learning Collaborative led by the Blueprint Program Managers, Field Directors and an expert technical assistance coach to improve each regions approach and workflows in relation to Team Based Care. The teams have identified regional improvement projects they will be working on over the next several months to enhance local Team Based Care processes.



# Subpopulations Enrolled in Coordinated Entry August 2024

CE Subpopulations by Region

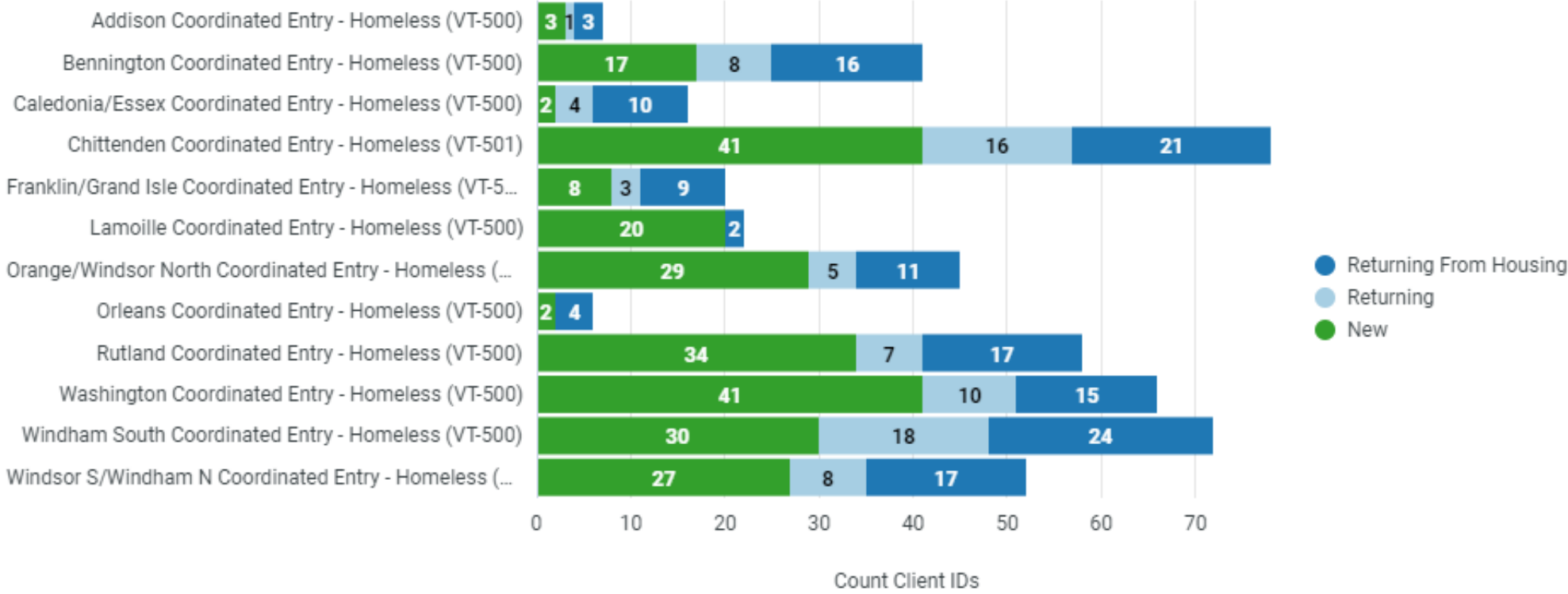
Name	Count Client IDs	Count of Household ID	Number of Veteran Clients	Number of Clients in Chronic Households	Number of Clients in Youth (24-) Households
Addison Coordinated En...	117	78	2	20	8
Bennington Coordinated...	378	207	10	84	33
Caledonia/Essex Coordi...	145	90	0	10	9
Chittenden Coordinated ...	856	675	16	162	61
Franklin/Grand Isle Coor...	278	177	10	20	25
Lamoille Coordinated E...	282	154	4	19	21
Orange/Windsor North ...	387	265	23	73	29
Orleans Coordinated Ent...	113	58	1	15	11
Rutland Coordinated Ent...	798	492	16	211	51
Washington Coordinate...	1,044	655	39	142	72
Windham South Coordin...	624	442	11	120	48
Windsor S/Windham N ...	375	193	7	48	41

This table shows the number of clients enrolled in Coordinated Entry during the past month, the number of households those clients were in, the number of clients that were veterans, the number of clients that were in chronically homeless households (as defined [here.](#)), and the number of clients in a household where the head of household was 24 years of age or under, broken down by the local housing coalitions throughout Vermont.

Source: <https://icalliances.org/vermont-coordinated-entry-dashboard>

# New and Returning Enrollments by Region August 2024

CE New and Returning Enrollments by Region

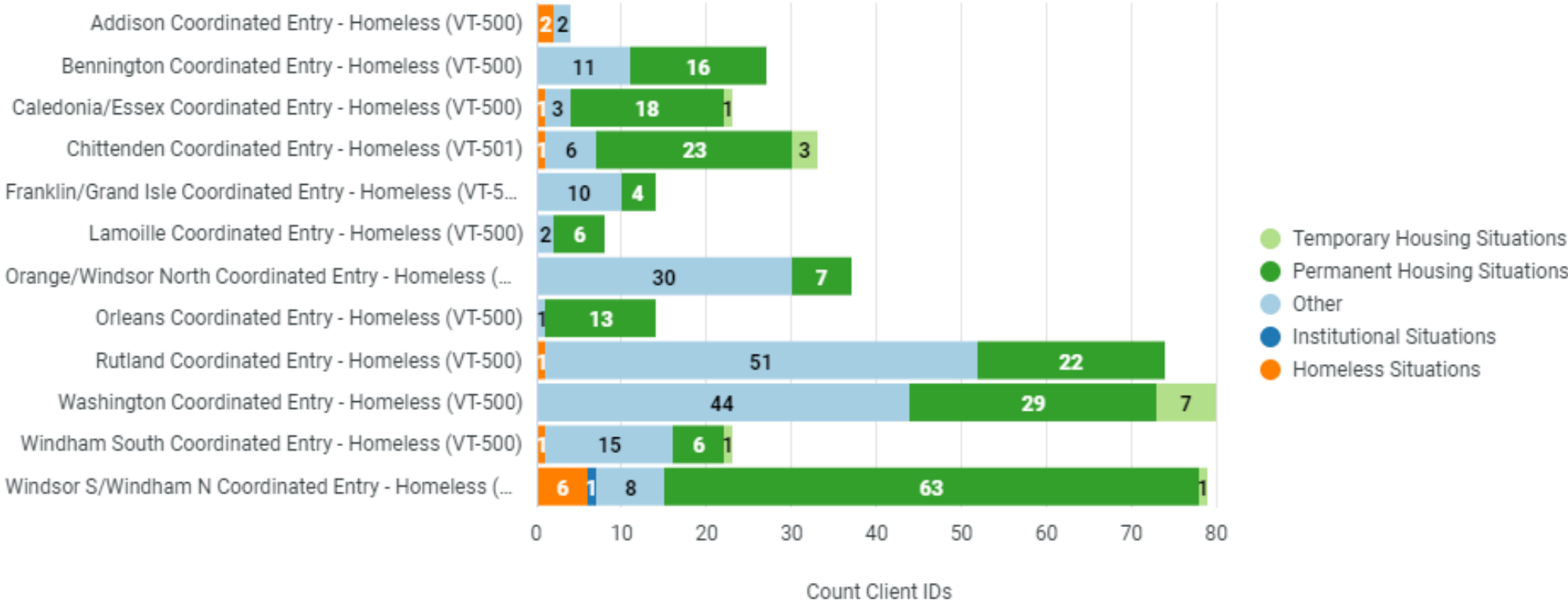


This chart categorizes clients that have entered CE in the past complete month into “Returning From Housing” (Clients that had an exit in HMIS to a permanent destination prior to enrolling in CE), “Returning” (Clients that had an exit in HMIS to a non-permanent destination prior to enrolling in CE), and “New” (Clients that had no exit in HMIS prior to enrolling in CE), broken down by the local housing coalitions throughout Vermont. Source: <https://icalliances.org/vermont-coordinated-entry-dashboard>



# CE Exit Destination by Region August 2024

CE Exit Destination Categories by Region



This chart breaks down the Exit Destinations of clients leaving CE in the past complete month into categories described in [Appendix A of the HMIS Data Standards](#), broken down by the local housing coalitions throughout Vermont. Source: <https://icalliances.org/vermont-coordinated-entry-dashboard>

# Housing Opportunity Grant Program (HOP) Status Update

**New base funding for HOP grants was prioritized for emergency shelter expansion, including the preservation of shelter capacity created with one-time funding in State Fiscal Year (SFY) 24) and increased capacity in SFY25.**

The **Annual HOP Award Summary** is available at <https://dcf.vermont.gov/oeo/resources/awards>.

# Appropriations

Funding Bucket	Total	Obligated*	Unobligated Balance	Unobligated Project Proposals (estimates)**	Remaining Balance
One-Time funds Act 113 Sec. B.1102 (b)(9)***	\$10,000,000	\$9,238,685	\$761,315	\$761,315	\$0
HOP Base****	\$27,942,422	\$26,257,070	\$1,685,352	\$1,475,037	\$210,325
Pandemic-Era Hotel Program Transition One-Time funding Act 78 Sec. 123 (c)	\$10,000,00	\$7,023,067	\$2,976,833	\$2,976,833	\$0

\*Award Notice Issued

\*\*Potential Awards (includes projects in development in previous slides, but prior to award notification - may increase/decrease)

\*\*\* Subject to Carryforward Approval

\*\*\*\* Includes General and Federal Funds, including some competitive HUD funds

Eligibility and contact information, and links to documents and resources can be found at the DCF website.

## Resources

<https://dcf.vermont.gov/Addressing-and-Preventing-Unsheltered-Homelessness>

# Emergency Shelter Capacity

County	Total Household Capacity
Addison	62
Bennington	31
Caledonia	35
Chittenden	140
Franklin	25
Lamoille	28
Orleans	7
Rutland	20
Washington	81
Windham	69
Windsor	38
<b>Grand Total</b>	<b>536</b>

**Note:** Vermont is a shelter first state. That means these beds are all filled before someone is offered General Assistance Emergency Housing.

# SFY 2025 Monthly Hotel Authorizations\*

Data as of 9/12/2024

Month	Payment Authorizations
July 2024	\$3,258,237
August 2024	\$3,313,138
September 2024	\$2,112,826
October 2024	
November 2024	
December 2024	
January 2025	
February 2025	
March 2025	
April 2025	
May 2025	
June 2025	
<b>TOTAL</b>	<b>\$8,684,201**</b>

\*Prior month authorizations will adjust throughout the year as data corrections are made.

\*\*Spending represents the cost of hotel rooms, not including admin and security expenses.



# Residential Capacity

- As of September 10, **154** Residential Mental Health Treatment beds with **4** currently available.
- As of September 10, **63** Mental Health Intensive Residential Treatment beds with **4** currently available.
- As of September 9, **91** Recovery Housing beds with **15** currently available.
- As of August 30, **242** Department of Corrections (DOC) Transitional Housing beds with **4** currently available.
- As of September 11, **2,871** Skilled Nursing Facility beds with **299** currently available.

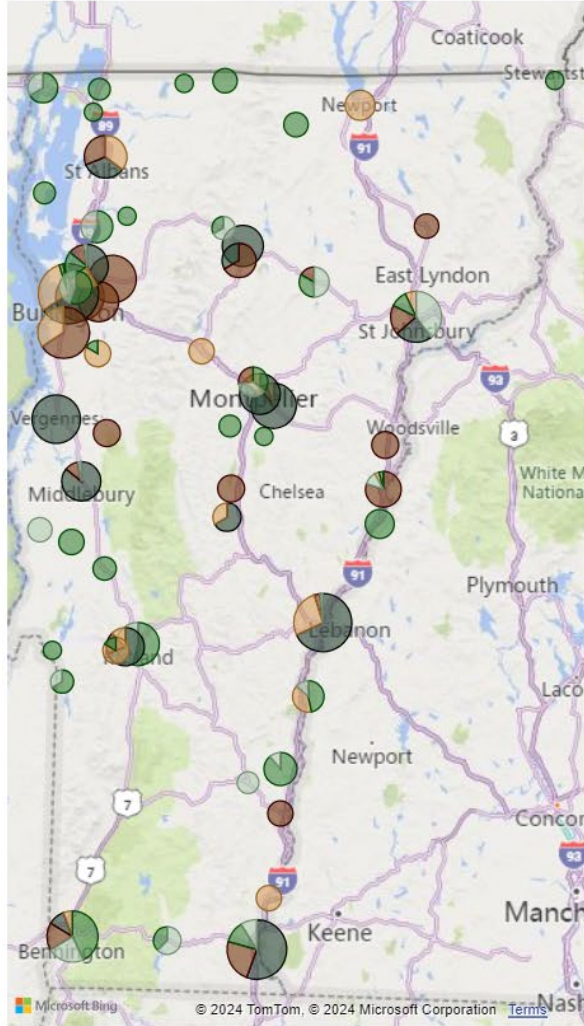
# Current and Future Units from VHCB and VHIP

## Housing Vermont's Unhoused Population

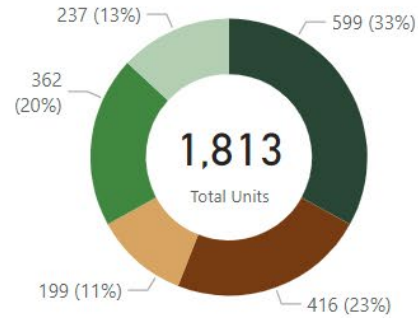
Last Refreshed: 2/1/2024

AHS District

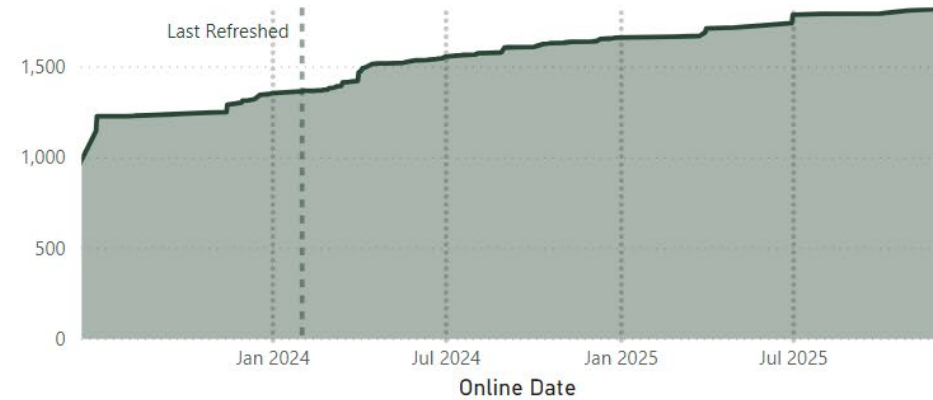
CoC Region



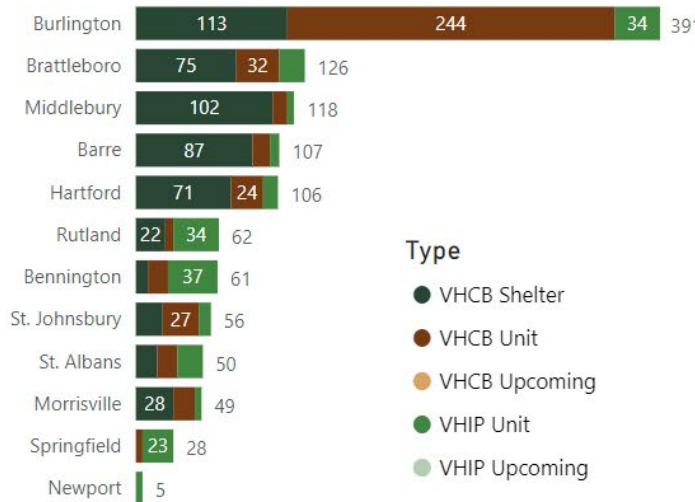
Units by Type



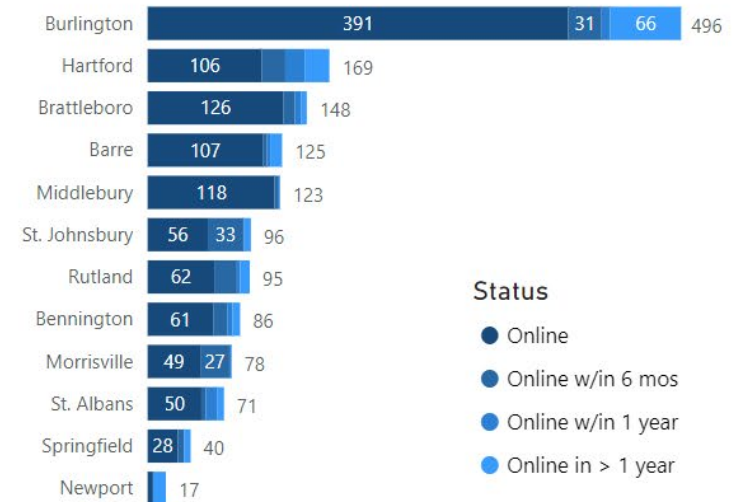
Units running total in Date by Online Date



Units by AHS District and Type



Units by AHS District and Status



Type

- VHCB Shelter
- VHCB Unit
- VHCB Upcoming
- VHIP Unit
- VHIP Upcoming

Status

- Online
- Online w/in 6 mos
- Online w/in 1 year
- Online in > 1 year