

July 31st Housing Report

In accordance with Act 113 (2024)

Submitted by the Department for Children and Families

The Big Picture

(7/8/2024)



1,308

Number of households in the General Assistance Emergency Housing Program as of 7/8/24



3,458

Number of people from [2024 Point-in-Time Sheltered & Unsheltered Homelessness Count](#) that took place on 1/24/24



4,950

Number of individuals have completed the assessment for [Vermont Coordinated Entry Dashboard](#) on 7/8/24

Households By District

This is the current district data on all households in the GA Housing program as of 7/8/2024.

District Office	Rooms	Households	Adults	Children
Barre District Office	141	140	187	43
Bennington District Office	130	124	149	60
Brattleboro District Office	170	164	186	55
Burlington District Office	270	269	325	81
Hartford District Office	64	60	65	21
Middlebury District Office	9	9	9	0
Morrisville District Office	22	22	27	10
Newport District Office	17	17	18	3
Rutland District Office	377	362	441	160
Springfield District Office	44	44	56	24
St Albans District Office	63	62	77	17
St Johnsbury District Office	35	35	43	24
Total	1342	1308	1583	498

Eligibility Category of Households

This is the current eligibility data on all households in the GA Housing program as of 7/8/2024.

Approval Category	Count
Age 65+	60
Court Ordered/Constructive Eviction	119
Disabled (201G-VR)	245
Disabled (SSI/SSDI)	555
Domestic Violence	49
Families with Children	257
Pregnant	9
Natural Disaster	12
Death of a Spouse, Domestic Partner or Minor Child	2
Grand Total	1308

Notes: The [range of individuals in SSI/SSDI](#) crosses a range of acuity and health challenge– it can be mental health, chronic health condition, or a physical disability. As of 3/15/2024, disability can be verified by a licensed medical professional and [Disability Variance Form](#) can be submitted.

Act 113 Changes to the GA Housing Program

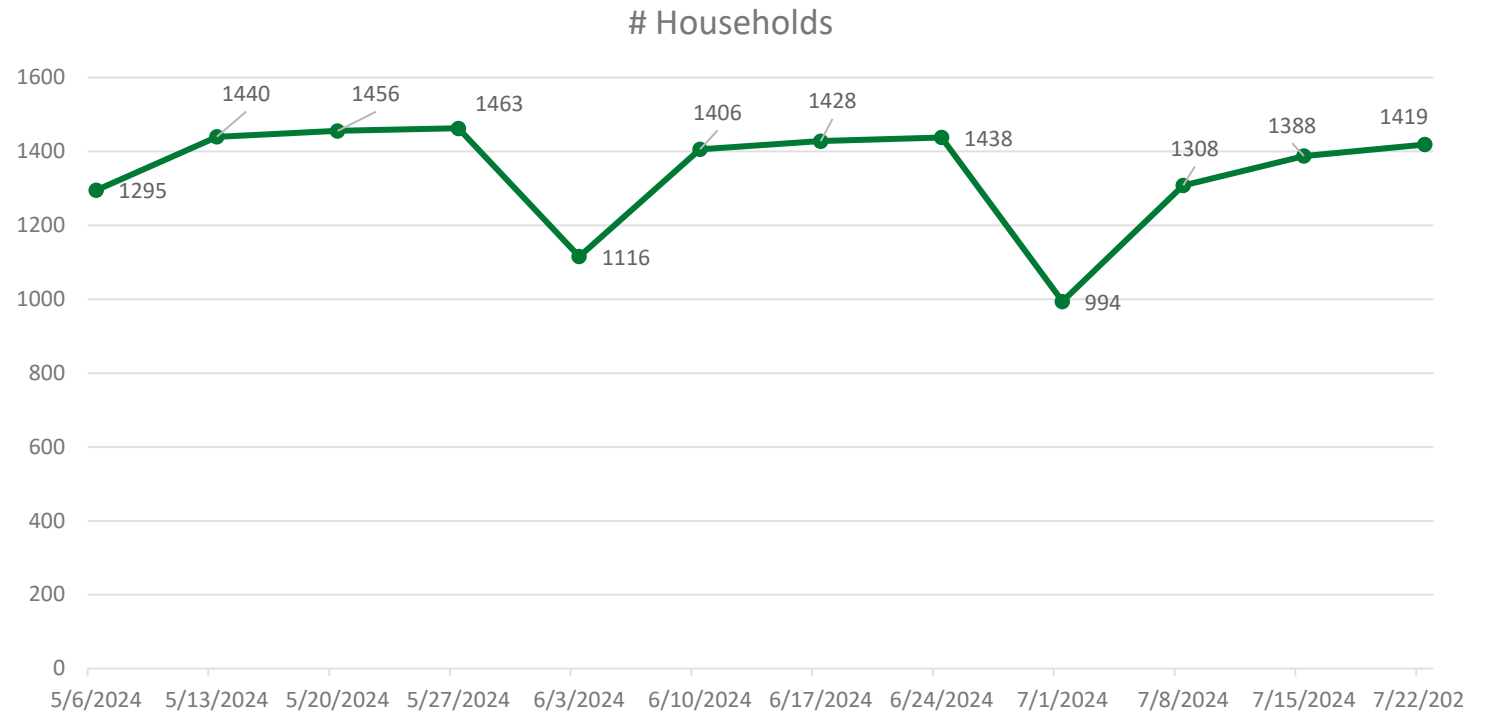
Act 113: "The utilization of hotel and motel rooms pursuant to this subdivision shall be capped at 1,100 rooms per night between September 15, 2024, through November 30, 2024, and between April 1, 2025, through June 30, 2025. (2) The maximum number of days that an eligible household receives emergency housing in a hotel or motel under this section, per 12-month period, shall not exceed 80 days."

The number of eligible households in July has remained consistent with previous months.

Currently, it is estimated that 1/3rd of households being housed will exhaust their 80 days on September 19, 2024, which is 80 days from July 1, 2024, when the law became effective.

Based on current data, DCF is working on a prioritization policy to help with the distribution of the 1,100 rooms to the most vulnerable households.

Households eligible May, June and July 2024



Screening and Case Management

- The Temp-Positions contract for screening and case management services ended on 6/30/24.
- Those staff were able to help people in the cohort connect to needed and desired services and provider teams in the community based on individual household needs including healthcare, mental healthcare, substance use, child and family services, housing, etc.
- Moving forward we are working with the Office of Economic Opportunity (OEO) and through Field Services and Vermont Chronic Care Initiative (VCCI) to help identify people who have had a Coordinated Entry assessment who need connections to other services and a team-based care approach. The Coordinated Entry assessment assesses health and social needs in addition to housing needs. This information will be used to identify needs and referrals to services, resources, and/or Team Based Care.
- Each region has community health teams and Adult Local Interagency teams that can be resources to help people connect to team-based care.
- Each region is also engaged in a Team-Based Care Learning Collaborative led by the Blueprint Program Managers, Field Directors, and an expert technical assistance coach to improve each regions approach and workflows in relation to Team Based Care.

Subpopulations Enrolled in Coordinated Entry June 2024

CE Subpopulations by Region

Name	Count Client IDs	Count of Household ID	Number of Veteran Clients	Number of Clients in Chronic Households	Number of Clients in Youth (24-) Households
Addison Coordinated En...	118	81	1	14	8
Bennington Coordinated...	354	195	12	65	28
Caledonia/Essex Coordi...	344	199	3	16	19
Chittenden Coordinated ...	838	682	19	153	76
Franklin/Grand Isle Coor...	270	161	7	19	18
Lamoille Coordinated E...	311	158	4	21	20
Orange/Windsor North ...	358	246	27	72	23
Orleans Coordinated Ent...	115	67	3	12	11
Rutland Coordinated Ent...	711	449	14	196	57
Washington Coordinate...	1,046	660	34	125	85
Windham South Coordin...	584	416	10	107	51
Windsor S/Windham N ...	377	197	4	47	49

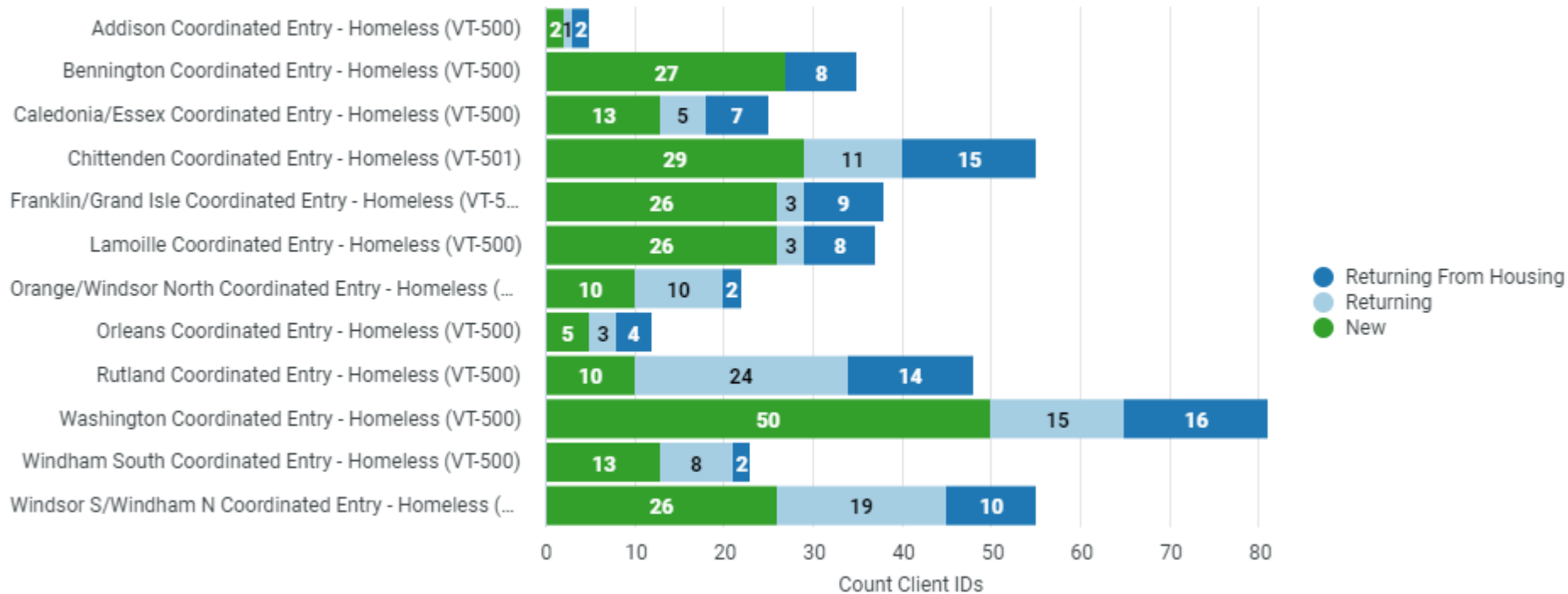
This table shows the number of clients enrolled in Coordinated Entry during the past month, the number of households those clients were in, the number of clients that were veterans, the number of clients that were in chronically homeless households (as defined [here.](#)), and the number of clients in a household where the head of household was 24 years of age or under, broken down by the local housing coalitions throughout Vermont.

This and the following two charts are from the dashboard linked on slide 2.

New and Returning Enrollments by Region June 2024

CE New and Returning Enrollments by Region

2d ago

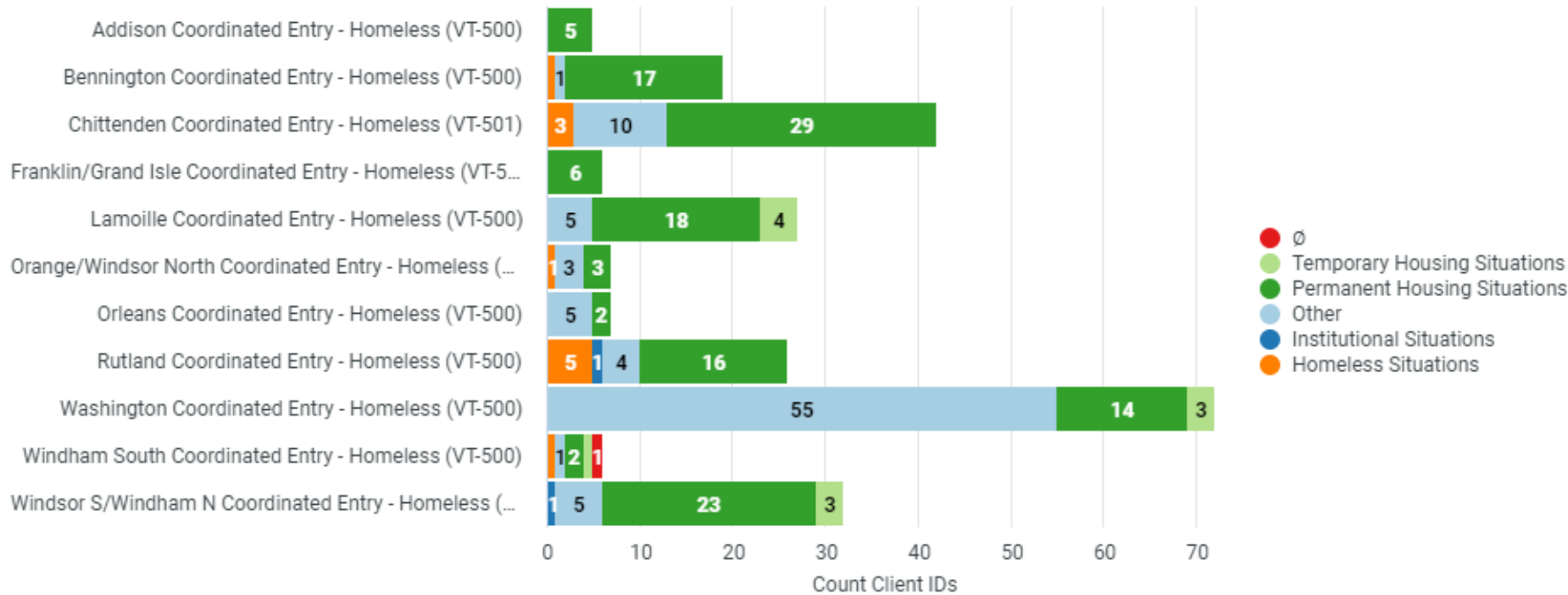


This chart categorizes clients that have entered CE in the past complete month into “Returning From Housing” (Clients that had an exit in HMIS to a permanent destination prior to enrolling in CE), “Returning” (Clients that had an exit in HMIS to a non-permanent destination prior to enrolling in CE), and “New” (Clients that had no exit in HMIS prior to enrolling in CE), broken down by the local housing coalitions throughout Vermont.

Powered by Looker

CE Exit Destination by Region June 2024

CE Exit Destination Categories by Region



Powered by Looker

This chart breaks down the Exit Destinations of clients leaving CE in the past complete month into categories described in [Appendix A of the HMIS Data Standards](#), broken down by the local housing coalitions throughout Vermont.

The following is a summary of community investments, both from the letters of interest, and from previous or subsequent community engagement.

Housing Opportunity Grant Program (HOP) Status Update

New base funding for HOP grants was prioritized for:

- Emergency Shelter expansion
 - Preservation of shelter capacity created with one-time funding in State Fiscal Year (SFY) 24
 - Anticipate increased household capacity of up to approximately 99 during SFY25, some projects are still in development and this number should be finalized in early fall

The **Annual HOP Award Summary** will be posted online later this summer.

Budget

Funding Bucket	Total	Obligated*	Unobligated Balance	Unobligated Project Proposals (estimates)**	Remaining Balance
One-Time funds Act 113 Sec. B.1101.1 (b)(9)***	\$10,000,000	\$0	\$10,000,000	\$0	\$10,000,000
HOP Base	\$27,852,306	\$26,160,856	\$1,691,450	\$971,414	\$720,036
Pandemic-Era Hotel Program Transition One-Time funding Act 78 Sec. 123 (c)	\$10,000,00	\$7,815,433	\$2,184,567	\$722,051	\$1,462,516

*Award Notice Issued

**Potential Awards (includes projects in development in previous slides, but prior to award notification - may increase/decrease)

*** Act 113 One-Time funding is not yet available.

Eligibility and contact information, and links to documents and resources, including a summary of the Letters of Interest can be found at the DCF website.

Resources

<https://dcf.vermont.gov/Addressing-and-Preventing-Unsheltered-Homelessness>

Emergency Shelter Capacity

County	Total Household Capacity
Addison	62
Bennington	30
Caledonia	31
Chittenden	148
Franklin	23
Lamoille	19
Orleans	7
Rutland	19
Washington	93
Windham	66
Windsor	36
Grand Total	534

Note: Vermont is a shelter first state. That means these beds are all filled before someone is offered General Assistance Emergency Housing.

SFY 2025 Monthly Hotel Authorizations*

Data as of 7/16/24

July	Aug	Sept	Oct	Nov	Dec	Jan	Feb	March	April	May	June	Total
\$2,952,400**												\$2,952,400**

*Prior month authorizations will adjust throughout the year as data corrections are made.

**Spending represent the cost of hotel rooms, not including admin and security expenses.

Residential Capacity

- As of July 10, **154** Residential Mental Health Treatment beds with **3** currently available.
- As of July 10, **63** Mental Health Intensive Residential Treatment beds with **11** currently available.
- As of July 12, **91** Recovery Housing beds with **8** currently available.
- As of July 10, **243** Department of Corrections (DOC) Transitional Housing beds with **5** currently available.
- As of July 10, **2,861** Skilled Nursing Facility beds with **277** currently available.

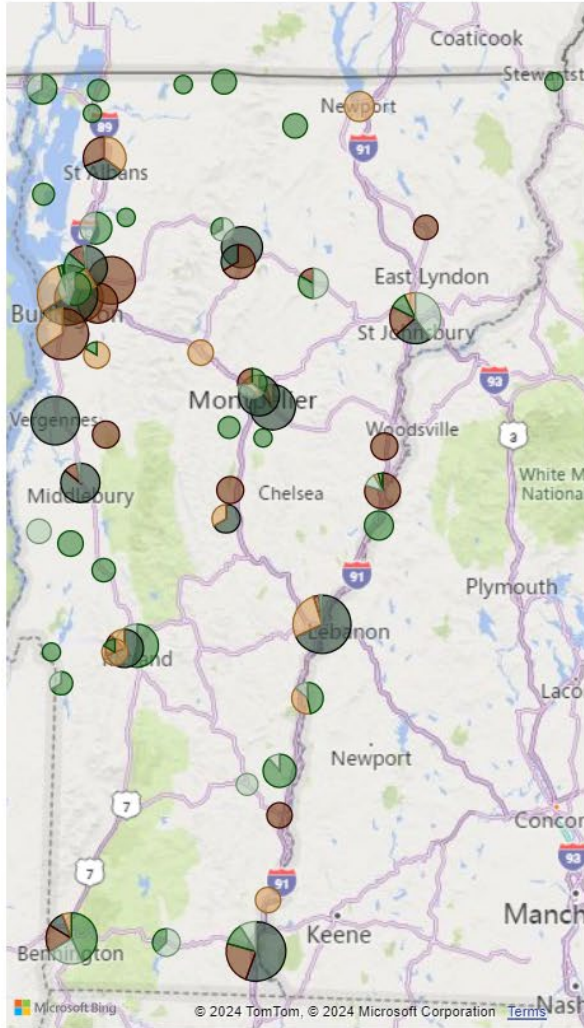
Current and Future Units from VHCB and VHIP

Housing Vermont's Unhoused Population

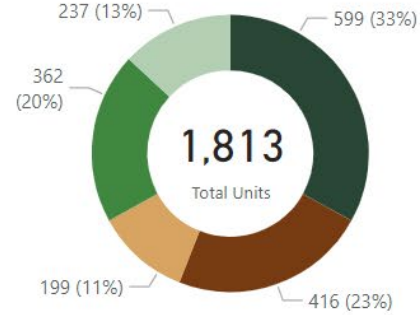
Last Refreshed: 2/1/2024

AHS District

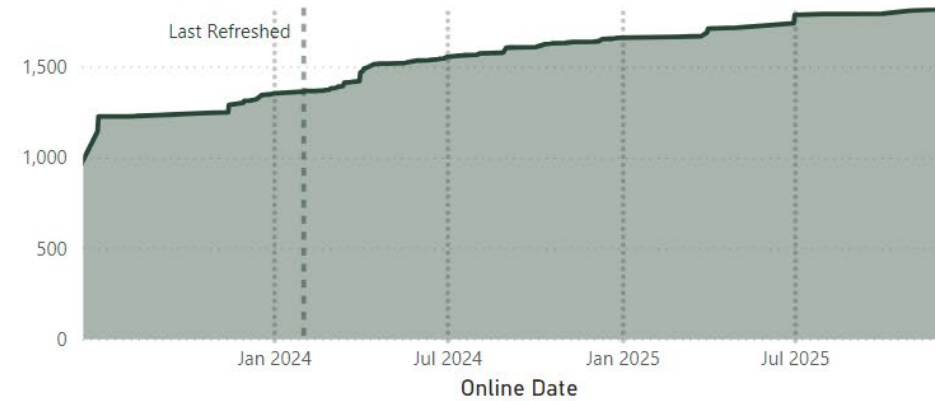
CoC Region



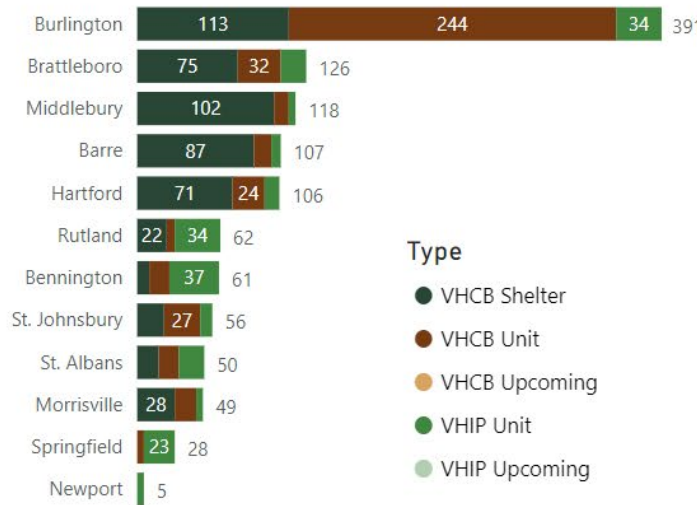
Units by Type



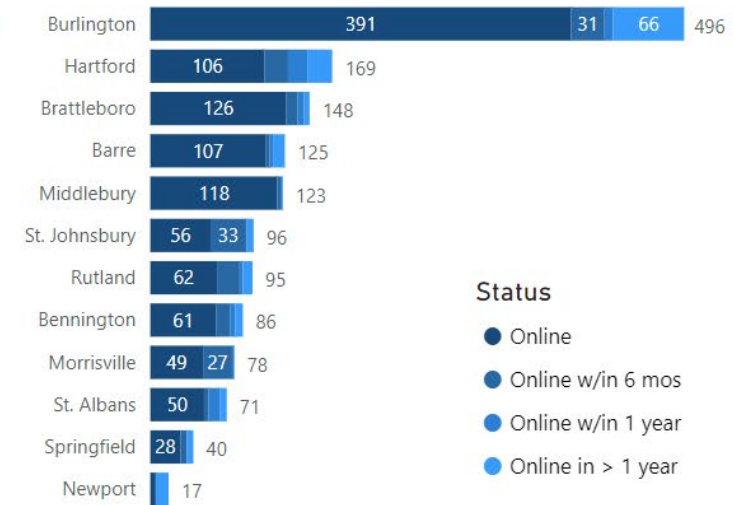
Units running total in Date by Online Date



Units by AHS District and Type



Units by AHS District and Status



Type

- VHCB Shelter
- VHCB Unit
- VHCB Upcoming
- VHIP Unit
- VHIP Upcoming

Status

- Online
- Online w/in 6 mos
- Online w/in 1 year
- Online in > 1 year