

# AGENCY OF TRANSPORTATION



OLDER ADULTS &  
PERSONS WITH  
DISABILITIES  
PROGRAM  
OVERVIEW

JANUARY 2025

# O&D PROGRAM FUNDING AND MANAGEMENT PROCESS

O&D Funds applied for through VTrans' annual transit grant process.

Funds awarded to transit provider(s). Transit Providers enter into agreements with each O&D partner

Transit providers and Regional Planning Commission establish O&D/Mobility Committee meetings, agendas, etc.

Mobility Committees advise and contribute to budget information and discuss program options (trip types and frequency).

Transit Provider shares regular budget reports to show actual v. projected activity and costs.

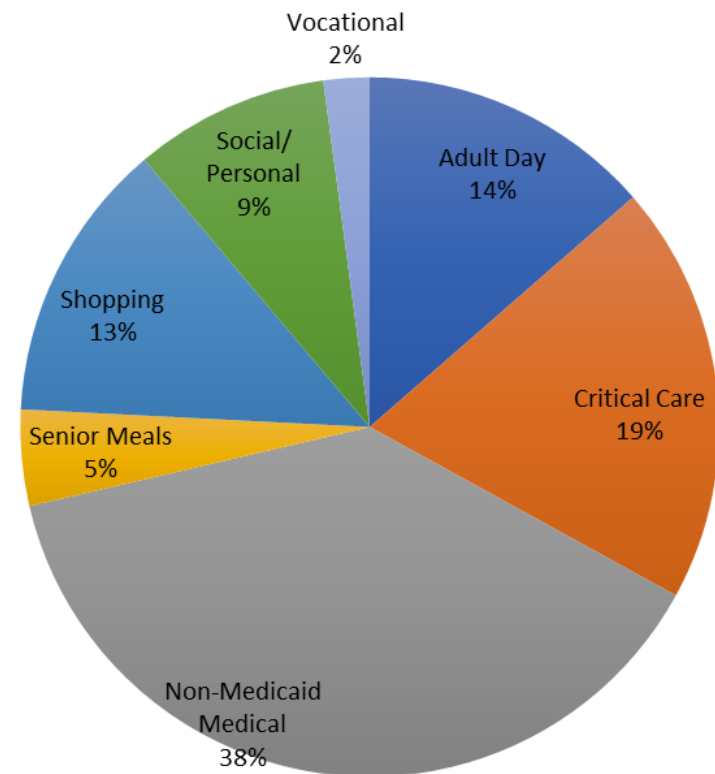
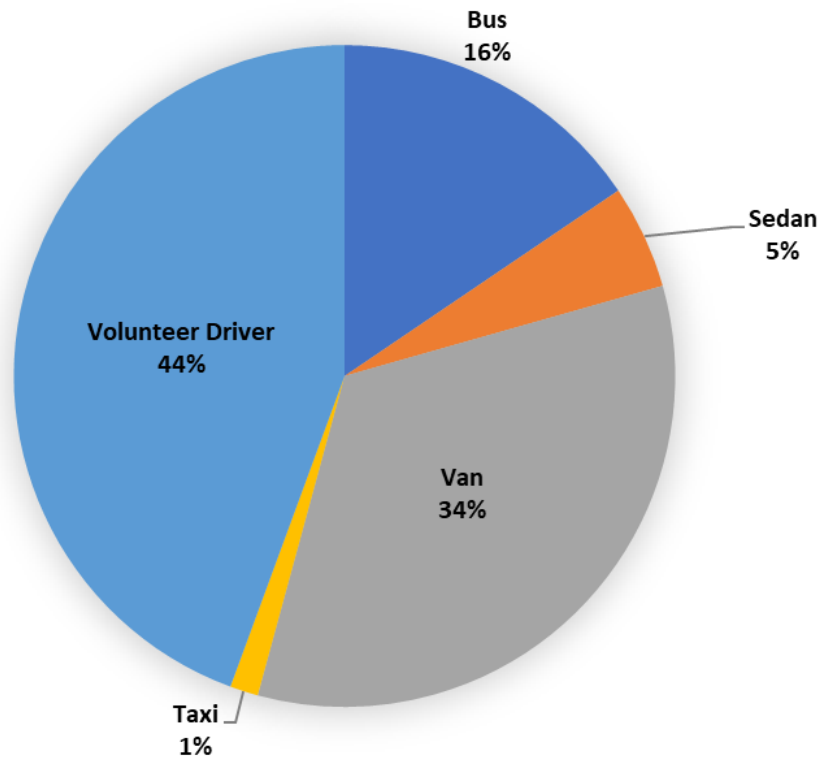
# PUBLIC TRANSIT PROGRAM UPDATES – INITIAL FY '26 AWARDS

Total Awards	FY'26 Budget	Requested	FY '26 award	% of Request
Ops (sans ICBS)	\$4,879,212	\$6,024,508	\$5,743,000	95%
Intercity	\$833,601	\$840,000	\$833,601	99%
Admin	\$3,590,000	\$4,098,300	\$3,979,000	97%
PM	\$3,250,000	\$2,997,678	\$2,893,000	97%
CMAQ Ongoing (w CRP)	\$7,000,000	\$6,696,600	\$5,124,000	77%
O&D	\$4,500,000	\$6,153,100	\$5,971,146	97%
State funds (Ops only)	\$6,675,759	\$6,500,478	\$6,452,647	99%
<b>Total</b>	<b>\$30,728,572</b>	<b>\$33,310,664</b>	<b>\$30,996,394</b>	<b>93%</b>
FHWA Flex - GMT Urban	\$3,500,000	\$4,500,000	\$4,850,000	108%

## ELIGIBLE TRIPS ARE SPECIFIED IN FEDERAL PROGRAM GUIDANCE (FTA C 9070.1 H); TYPES INCLUDE:

- Critical Care Non-Medicaid – Transportation to kidney dialysis and cancer treatment appointments.
- Non-Medicaid Medical needs – All trips to non-emergency medical appointments, except Critical Care Non-Medicaid as defined above.
- Senior Meals Programs – Trips to local congregate meal programs or group settings for seniors at a meal site approved by the local Agencies on Aging as outlined by the Older Americans Act.
- Adult Day Services – Services include professional nursing services, respite, personal care, therapeutic activities, nutritious meals, and support and education to families and caregivers in a community-based, non-residential day center not covered under the Medicaid program.
- Wellness – Trips to providers of wellness programs such as nutrition, smoking cessation, pre-diabetes, chronic pain management, or exercise programs at a qualifying center.
- Shopping – Trips to local grocery store, pharmacy, food shelves, thrift shops, clothing and/or hardware stores.
- Vocational – Trips to paid employment, interviews or training programs
- Social/Personal – For socialization and/or personal trips. Trips could include religious services, personal trips (such as hair appointment or visiting a family member).

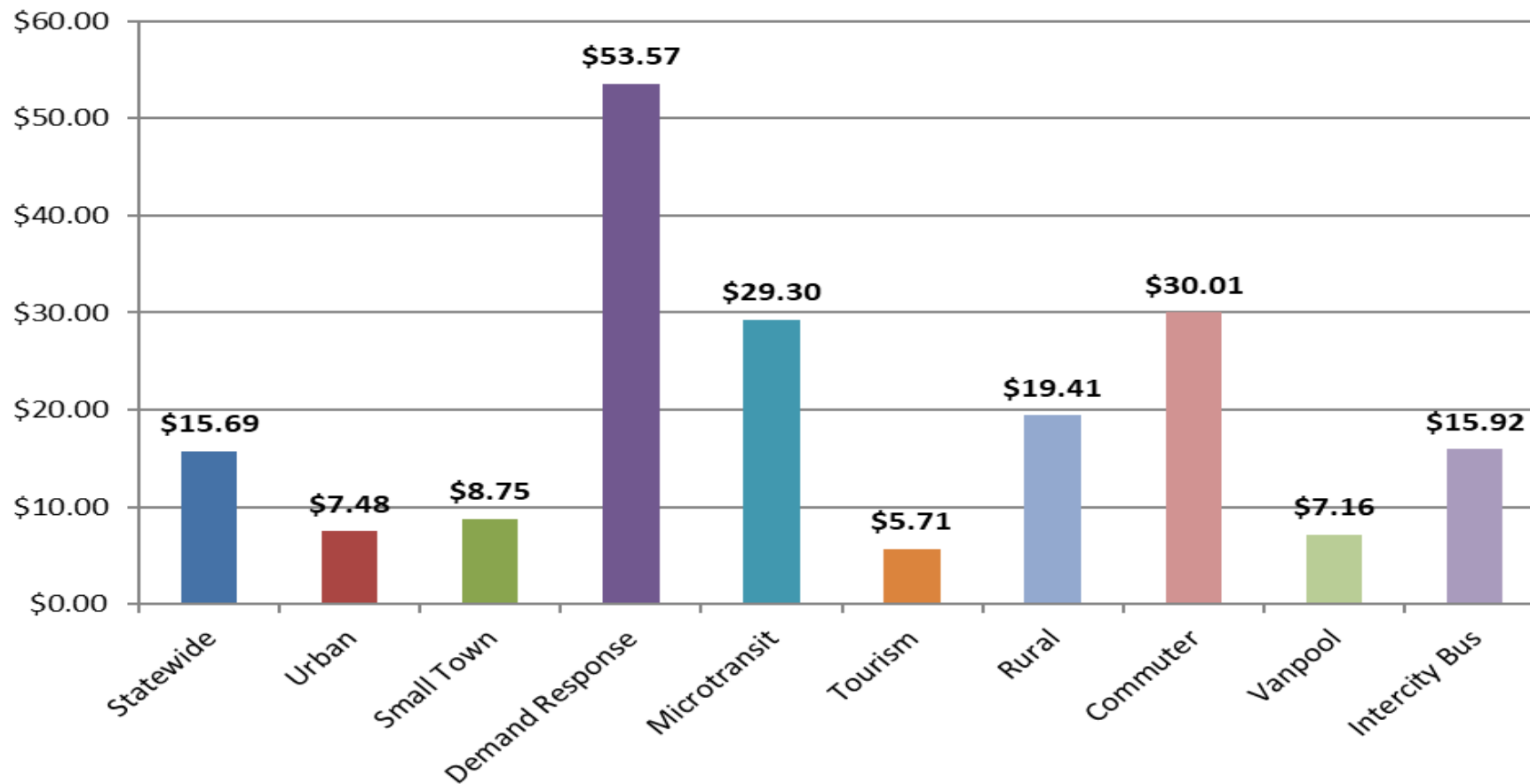
# O&D TRIPS BY MODE AND % OF TRIP PURPOSE



## FY 2025 O&D RIDERSHIP BY TRIP PURPOSE

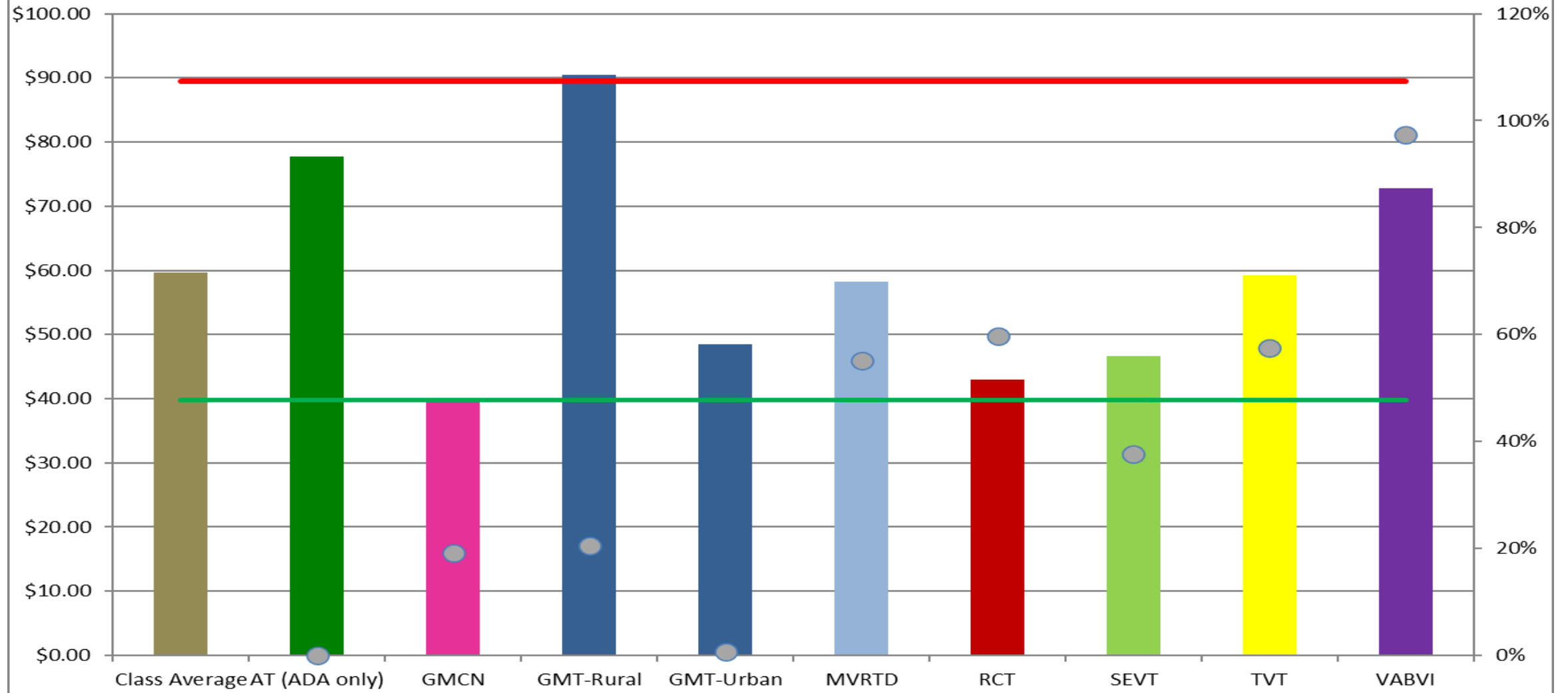
Agency	Adult Day	Critical Care	Non-Medicaid	Senior Meals	Shopping	Social/ Personal	Vocational	Other
TVT	9,204	3,944	6,873	2,648	4,931	2,788	247	229
GMT-Urban/SSTA	708	1,469	5,354	1,111	1,170	2,986	1,553	22
GMT-Rural	1,249	2,967	4,829	47	366	831	257	331
CIDER	605	90	2,084	29	704	319		
RCT	2,110	4,501	11,384		4,555	2,310	256	
MVRTD	136	3,883	8,350	299	2,794	1,342	572	385
SEVT	3,632	8,276	9,297	1,894	1,879	1,140	-	28
GMCN	813	1,213	2,813	-	279	539		
VABVI			1,108		1,030			
Total	18,457	26,343	52,092	6,028	17,708	12,255	2,885	995

# TRANSIT COST BY SERVICE CATEGORY



# Graph #3: 2025 Demand Response Cost per Passenger

Net Cost per Passenger    Successful    Acceptable    Percent Volunteer





# DEC.AND JUL. 2025 – VOLUNTEER DATA

Dec-25			Jul-25			
Transit Provider Name	Volunteer Coordinator staff positions as of Dec. 15, 2025	# of full and part-time drivers		Transit Provider Name	Volunteer Coordinator staff positions as of July 1, 2025	# of full and part-time drivers
GMCN	0	10		GMCN	0	10
MVRTD	2	33		MVRTD	1	25
RCT	2	46		RCT	1	38
TVT	2	44		TVT	2	37
SEVT	0	26		SEVT	0	29
GMT - Washington	1	10		GMT-Washington	1	8
GMT - Franklin	0	8		GMT - Franklin		8
CIDER	0.5	15		Cider	0.5	15
SSTA	0.5	5		SSTA	0.5	4
Totals	8	192		Totals	5.5	170

# OLDER ADULTS AND PERSONS WITH DISABILITIES PROGRAM

## Challenges

- Significant cost increases
- Fewer Volunteer drivers
- Significant demand increases
- Added “Social/Personal” and “Vocational” trips over the last several years
- Grant app requests came in at \$6.1M, awarded \$5.9M and yet... increased constraints and trip purposes are being discussed in several regions

## Opportunities

- Community Driver program
- Section 24 Investments
- Mobility Management
- Redirect funds from fixed to demand response services?
- Increase local contributions?
- Review and update program and O&D Committee guidance