



DEFENDER GENERAL CASELOAD REPORT

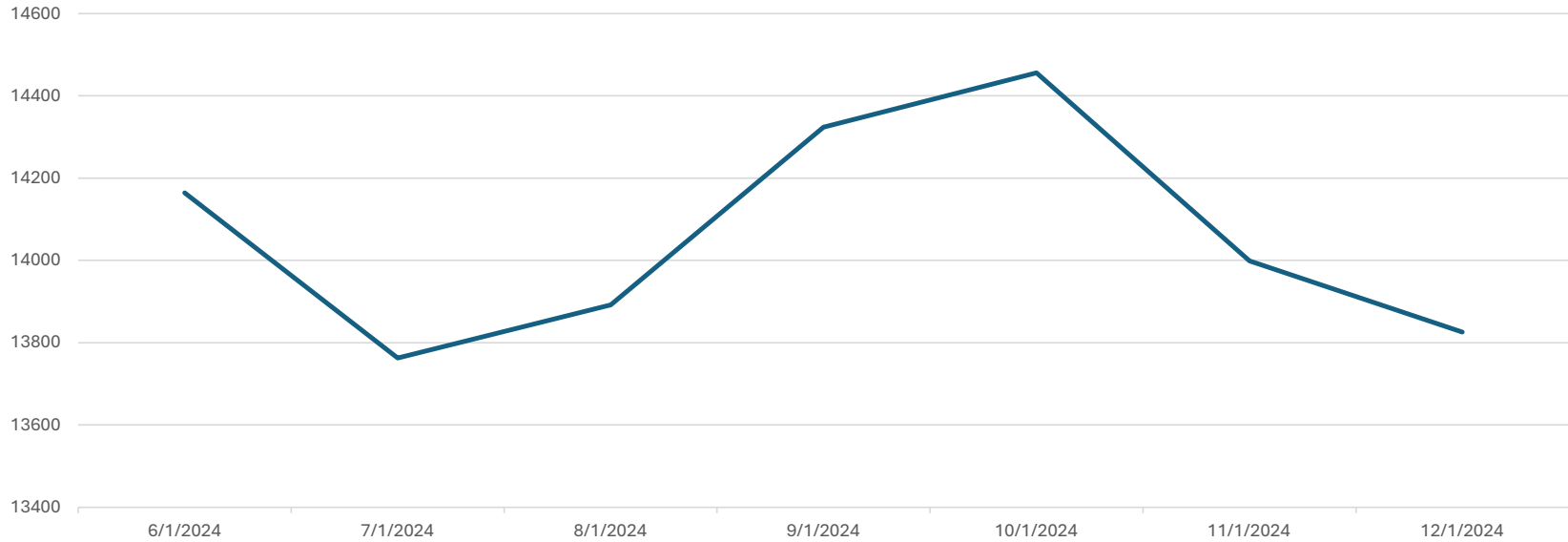
FY2024 - 1st Quarter FY2025

CRIMINAL BACKLOG 6/2024-12/2024

COUNTY	6/1/2024	7/1/2024	8/1/2024	9/1/2024	10/1/2024	11/1/2024	12/1/2024
Addison	343	342	349	368	346	351	377
Bennington	1246	1251	1295	1329	1357	1218	1153
Caledonia	1085	1034	1067	1107	1113	1018	994
Chittenden	2819	2752	2751	2799	2756	2605	2683
Essex	230	222	219	229	226	203	191
Franklin	1084	1088	1142	1180	1261	1275	1277
Grand Isle	60	59	67	68	66	63	63
Lamoille	528	516	544	552	529	478	514
Orange	337	336	345	354	358	353	361
Orleans	1419	1339	1223	1240	1185	1207	1126
Rutland	1559	1494	1546	1555	1541	1500	1438
Washington	1256	1164	1225	1263	1354	1389	1350
Windham	1406	1386	1384	1410	1474	1446	1418
Windsor	792	780	735	870	890	893	881
Statewide	14164	13763	13892	14324	14456	13999	13826

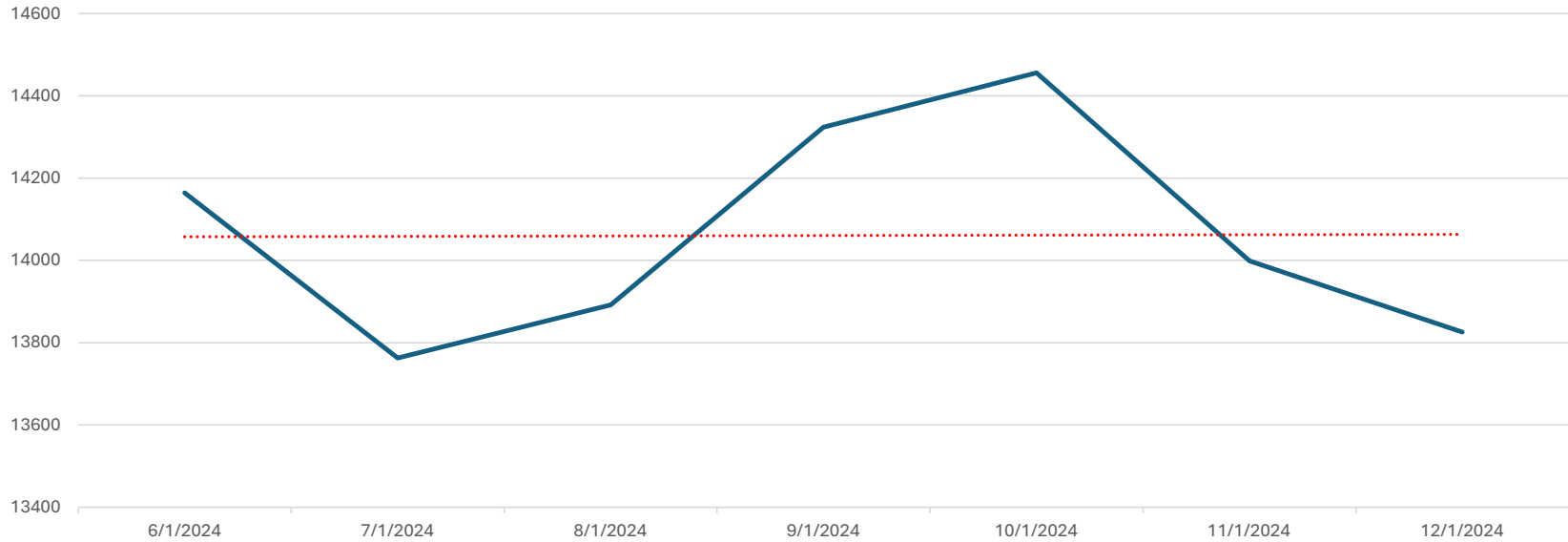
Criminal Case Backlog 6/2024-12/2024

Chart Title



Criminal Case Backlog 6/2024-12/2024

Chart Title



**DER - TOTAL
IAL CASES -**

	FELONY		MISDEMEANOR		OTHER		TOTAL		FY 2023		% INC/DEC	
	CHGS	CASES	CHGS	CASES	CHGS	CASES	CHGS	CASES	CHGS	CASES	CHGS	CASES
	89	54	306	135	17	13	412	202	333	198	23.7	2.0
	381	198	857	415	192	103	1430	716	1090	596	31.2	20.1
	127	88	559	290	62	52	748	430	756	437	-1.1	-1.6
	617	448	2017	1306	221	168	2855	1922	2401	1596	18.9	20.4
	30	25	86	45	9	8	125	78	111	58	12.6	34.5
	220	181	766	466	153	95	1139	742	1135	733	0.4	1.2
	213	174	723	439	145	89	1081	702	1048	678	3.1	3.5
	7	7	43	27	8	6	58	40	87	55	-33.3	-27.3
	79	58	338	182	41	31	458	271	611	347	-25.0	-21.9
	47	21	154	77	1	1	202	99	212	118	-4.7	-16.1
	179	127	656	305	75	54	910	486	1133	519	-19.7	-6.4
	355	249	1217	609	86	70	1658	928	1579	905	5.0	2.5
	392	259	1416	698	246	154	2054	1111	1824	993	12.6	11.9
	228	156	1018	505	142	98	1388	759	1228	669	13.0	13.5
	218	139	742	393	219	111	1179	643	1191	652	-1.0	-1.4
	2962	2003	10132	5426	1464	958	14558	8387	13604	7821	7.0	7.2
	2926	1976	9686	5246	992	599	13604	7821				
	1.2	1.4	4.6	3.4	47.6	59.9	7.0	7.2				

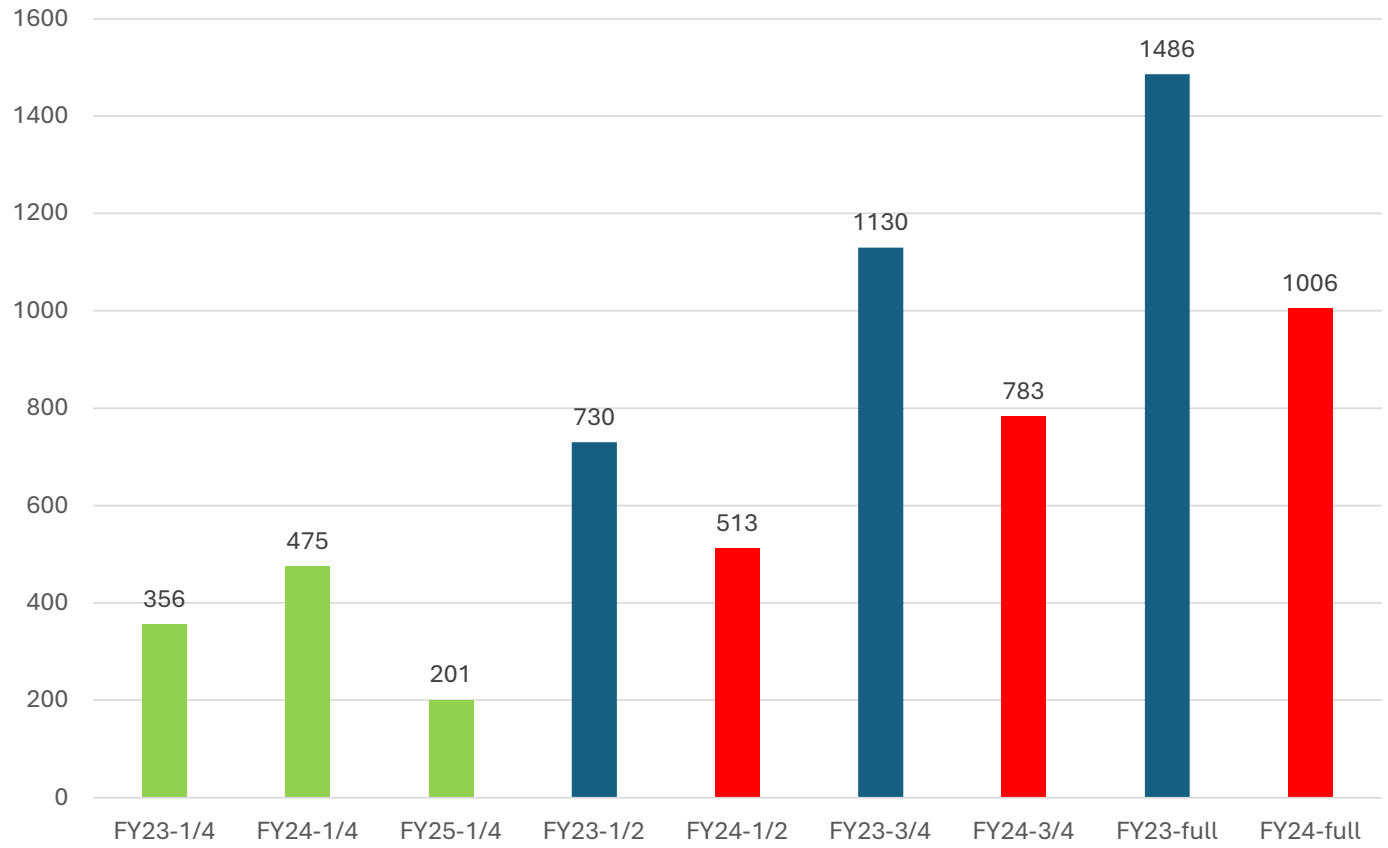
**PUBLIC DEFENDER - TOTAL
ADDED CRIMINAL CASES -
FY 2025 - 1/4**

	FELONY		MISDEMEANOR		OTHER		TOTAL		1ST 1/4 FY24		% INC/DEC	
	CHGS	CASES	CHGS	CASES	CHGS	CASES	CHGS	CASES	CHGS	CASES	CHGS	CASES
ADDISON	16	13	67	32	2	2	85	47	119	56	-28.6	-16.1
BENNINGTON	97	61	356	127	78	59	531	247	333	182	59.5	35.7
CALEDONIA	12	11	112	68	25	23	149	102	199	105	-25.1	-2.9
CHITTENDEN	182	118	451	288	54	54	687	460	723	499	-5.0	-7.8
ESSEX	0	0	9	7	4	3	13	10	32	20	-59.4	-50.0
FRANKLIN/GRAND ISLE	40	34	211	140	37	32	288	206	319	216	-9.7	-4.6
FRANKLIN	39	33	199	133	35	30	273	196	297	203	-8.1	-3.4
GRAND ISLE	1	1	12	7	2	2	15	10	22	13	-31.8	-23.1
LAMOILLE	26	17	56	32	10	10	92	59	137	97	-32.8	-39.2
ORANGE							0	0	140	52	-100.0	-100.0
ORLEANS	67	47	249	143	15	14	331	204	282	150	17.4	36.0
RUTLAND	126	80	356	193	40	38	522	311	359	221	45.4	40.7
WASHINGTON	100	61	415	213	52	43	567	317	545	302	4.0	5.0
WINDHAM	56	38	309	159	47	40	412	237	345	171	19.4	38.6
WINDSOR	77	45	186	90	48	35	311	170	287	168	8.4	1.2
TOTAL	799	525	2777	1492	412	353	3988	2370	3820	2239	4.4	5.9
1ST 1/4 FY24	802	518	2634	1412	384	309	3820	2239				
% INC/DEC	-0.4	1.4	5.4	5.7	7.3	14.2	4.4	5.9				

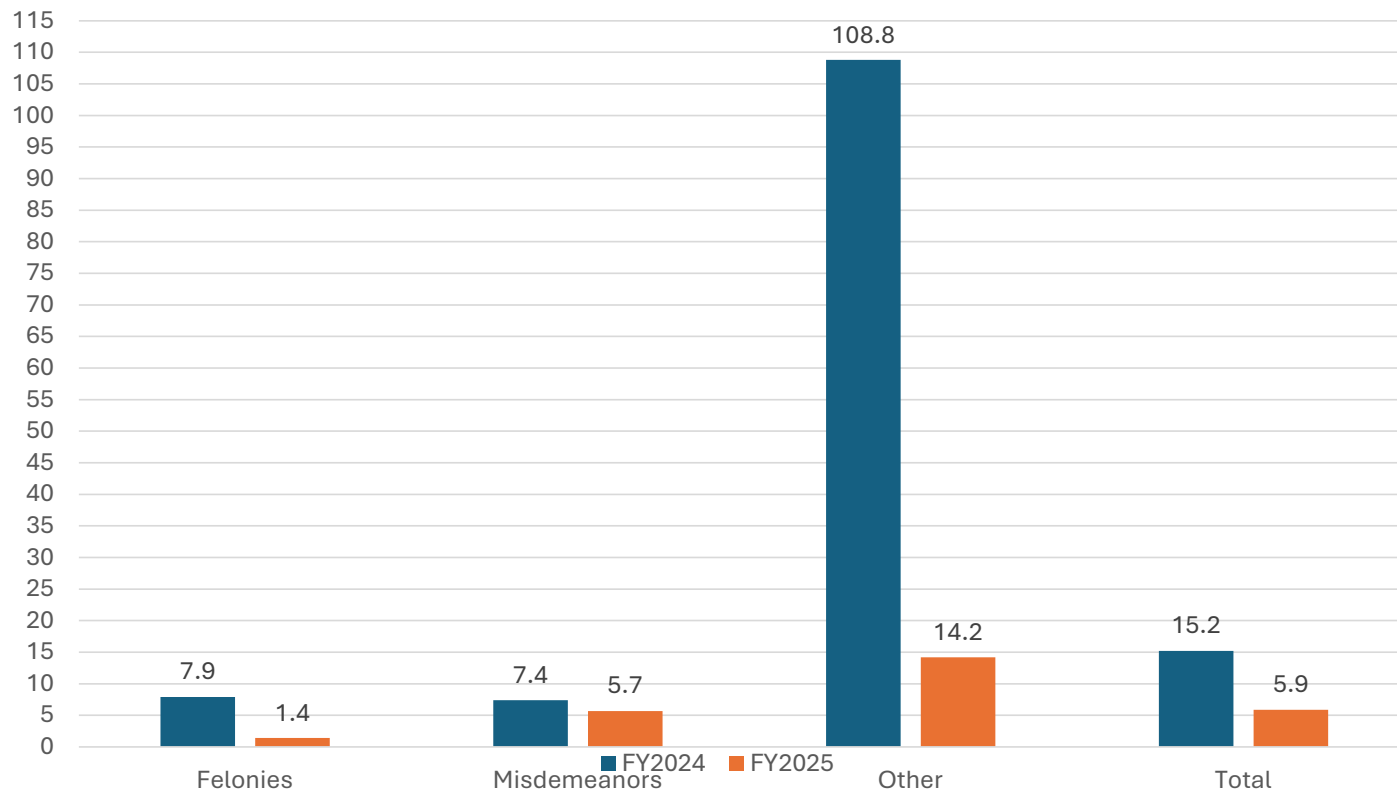
**PUBLIC DEFENDER - TOTAL
ADDED FAMILY CASES BY TYPE
OF CASE - FY 2024 – YEAR**

								TOTAL	TOTAL	
	CHINS A	CHINS B	CHINS C	CHINS D	DELINQ	TPR		FY24	FY23	% INC/DEC
ADDISON	4	32	3	1	27	14		81	107	-24.3
BENNINGTON	2	32	6	8	62	5		115	98	17.3
CALEDONIA	3	15	3	8	19	6		54	47	14.9
CHITTENDEN	8	33	6	13	91	10		161	174	-7.5
ESSEX	1	8	1	0	3	0		13	5	160.0
FRANKLIN/GRAND ISLE	0	54	5	5	53	19		136	158	-13.9
FRANKLIN	0	42	5	3	51	17		118	142	-16.9
GRAND ISLE	0	12	0	2	2	2		18	16	12.5
LAMOILLE	1	13	1	8	17	0		40	49	-18.4
ORANGE	0	0	0	2	7	0		9	23	-60.9
ORLEANS	9	20	4	2	58	0		93	69	34.8
RUTLAND	0	21	4	19	31	2		77	78	-1.3
WASHINGTON	6	16	4	5	63	6		100	87	14.9
WINDHAM	1	25	1	5	37	5		74	57	29.8
WINDSOR	0	9	1	11	26	6		53	91	-41.8
TOTAL	35	278	39	87	494	73		1006	1043	-3.5
FY23	38	295	44	119	495	52		1043		
% INC/DEC	-7.9	-5.8	-11.4	-26.9	-0.2	40.4		-3.5		

Added Family Cases by Quarter



Office of the Defender General
Public Defense Change of Added Cases-1st ¼ of FY2024- 1st ¼ of FY2025



FY2024: Felony Cases +1.4%
 Misdemeanor Cases +3.4%
 Probation Violations +59.9%

PUBLIC DEFENDER - TOTAL ADDED CRIMINAL CASES - FY 2024												
	FELONY		MISDEMEANOR		OTHER		TOTAL		FY 2023		% INC/DEC	
	CHGS	CASES	CHGS	CASES	CHGS	CASES	CHGS	CASES	CHGS	CASES	CHGS	CASES
ADDISON	89	54	306	135	17	13	412	202	333	198	23.7	2.0
BENNINGTON	381	198	857	415	192	103	1430	716	1090	596	31.2	20.1
CALEDONIA	127	88	559	290	62	52	748	430	756	437	-1.1	-1.6
CHITTENDEN	617	448	2017	1306	221	168	2855	1922	2401	1596	18.9	20.4
ESSEX	30	25	86	45	9	8	125	78	111	58	12.6	34.5
FRANKLIN/GRAND ISLE	220	181	766	466	153	95	1139	742	1135	733	0.4	1.2
FRANKLIN	213	174	723	439	145	89	1081	702	1048	678	3.1	3.5
GRAND ISLE	7	7	43	27	8	6	58	40	87	55	-33.3	-27.3
LAMOILLE	79	58	338	182	41	31	458	271	611	347	-25.0	-21.9
ORANGE	47	21	154	77	1	1	202	99	212	118	-4.7	-16.1
ORLEANS	179	127	656	305	75	54	910	486	1133	519	-19.7	-6.4
RUTLAND	355	249	1217	609	86	70	1658	928	1579	905	5.0	2.5
WASHINGTON	392	259	1416	698	246	154	2054	1111	1824	993	12.6	11.9
WINDHAM	228	156	1018	505	142	98	1388	759	1228	669	13.0	13.5
WINDSOR	218	139	742	393	219	111	1179	643	1191	652	-1.0	-1.4
TOTAL	2962	2003	10132	5426	1464	958	14558	8387	13604	7821	7.0	7.2
FY 2023	2926	1976	9686	5246	992	599	13604	7821				
% INC/DEC	1.2	1.4	4.6	3.4	47.6	59.9	7.0	7.2				

SUMMARY OF FY 2024

PUBLIC DEFENDER STATISTICS

ADDED CRIMINAL CLIENTS

	FY 2024	FY 2023	%INC/DEC
STATEWIDE	8387	7821	7.2
ADDISON	202	198	2.0
BENNINGTON	716	596	20.1
CALEDONIA	430	437	-1.6
CHITTENDEN	1922	1596	20.4
ESSEX	78	58	34.5
FRANKLIN/GRAND ISLE	742	733	1.2
FRANKLIN	702	678	3.5
GRAND ISLE	40	55	-27.3
LAMOILLE	271	347	-21.9
ORANGE	99	118	-16.1
ORLEANS	486	519	-6.4
RUTLAND	928	905	2.5
WASHINGTON	1111	993	11.9
WINDHAM	759	669	13.5
WINDSOR	643	652	-1.4
	8387	7821	7.2



"That's all Folks!"