

November 30 Monthly Housing Report

In accordance with Act 27 (2025)

Submitted by the Department for Children and Families

The Big Picture

(As of November 17, 2025)



819

Number of households in the GA Emergency Housing Program as of 11/17/2025



3,386

Number of people from [2025 Point-in-Time Sheltered & Unsheltered Homelessness Count](#) that took place on 1/22/25



4,648

Number of individuals with completed assessments for [Vermont Coordinated Entry Dashboard](#) on 11/10/2025

Households By District

This is the current district data on all households in the GA Housing program as of 11/17/2025.

District Office	Rooms	Households	Adults	Children
Barre District Office	97	96	124	27
Bennington District Office	112	110	147	35
Brattleboro District Office	67	62	84	45
Burlington District Office	155	147	202	82
Hartford District Office	71	71	92	*
Middlebury District Office	*	*	*	*
Morrisville District Office	*	*	*	*
Newport District Office	24	24	27	*
Rutland District Office	164	160	210	56
Springfield District Office	40	39	55	18
St Albans District Office	50	49	61	11
St Johnsbury District Office	43	43	56	15
Total	841	819	1078	308

* Data is suppressed when less than 12

Eligibility Category of Households

This is the current eligibility data on all households in the GA Housing program as of 11/17/2025.

Approval Category	Count
Age 65+	85
Court Ordered/Constructive Eviction	20
Disabled (201G-VR)	211
Disabled (SSI/SSDI)	292
Domestic Violence	18
Families with Children	185
Pregnant	*
Natural Disaster	*
Death of a Spouse, Domestic Partner or Minor Child	*
Grand Total	819

Notes:

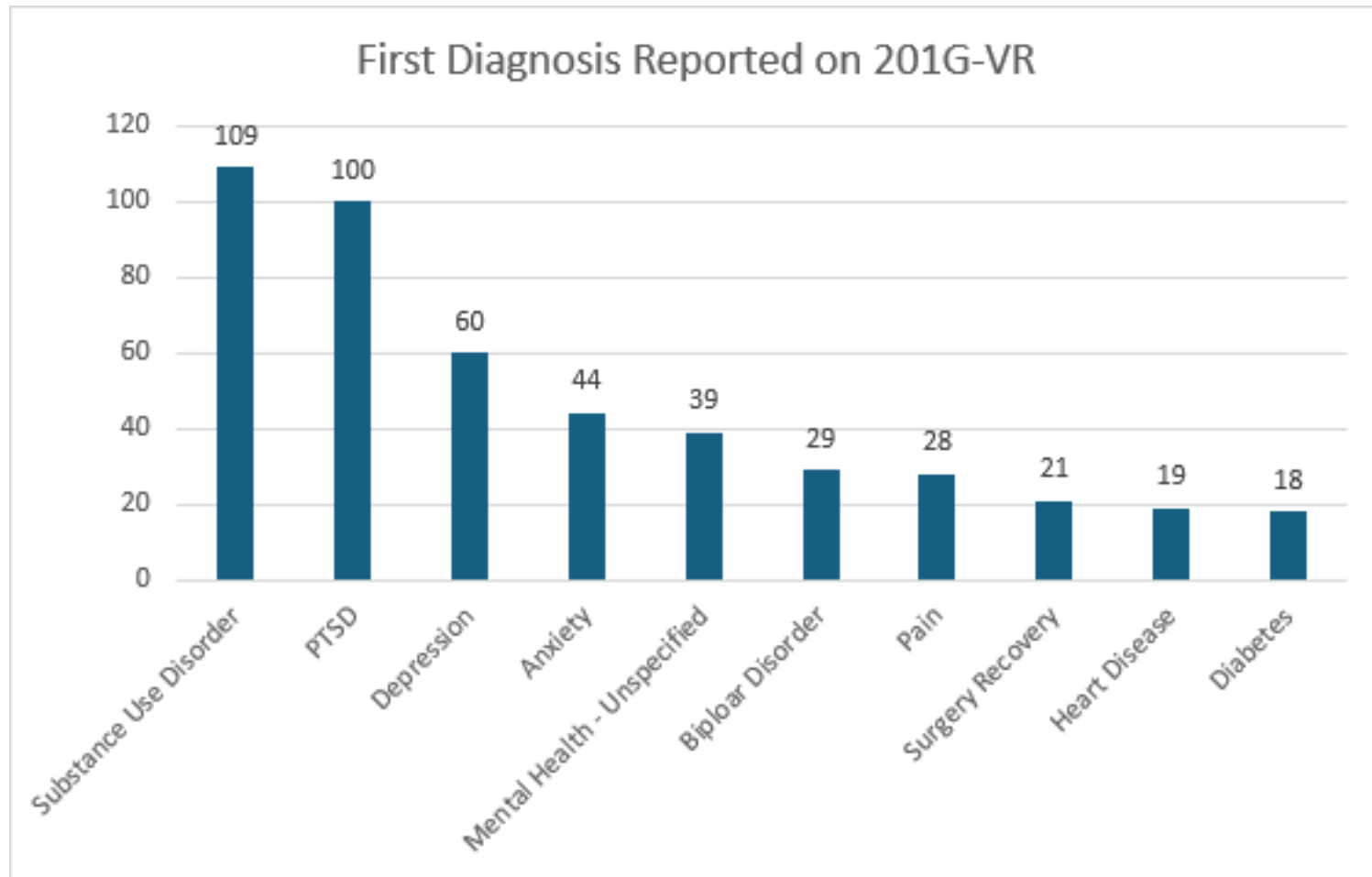
- The [range of individuals in SSI/SSDI](#) crosses a range of acuity and health challenge— it can be mental health, chronic health condition, or a physical disability.

* Data is suppressed when less than 12

Disability reasons documented on the Medical Variance Form (201G-VR)

This form must be used to document a qualifying disability or health condition under General Assistance (GA) rule 2652.2, Emergency Housing Assistance for applicants who are not in receipt of SSI or SSDI but claim a disability.

The top 10 first reasons listed on the 201G-VR form are the following:



This data is through 12/30/2024, and does not include SSI/SSDI

Screening and Case Management

Numbers on specific case management program lines represent the number of households receiving the General Assistance Hotel Benefit that are also receiving benefits through that program.

Case Management Program	Number receiving GA Hotel Benefit (as of 11/19/25)
Choices for Care	11
Vermont Chronic Care Initiative	37
DMH Complex Needs (formerly CRT)	28
Reach Up	63

Subpopulations Enrolled in Coordinated Entry October 2025

CE Subpopulations by Region

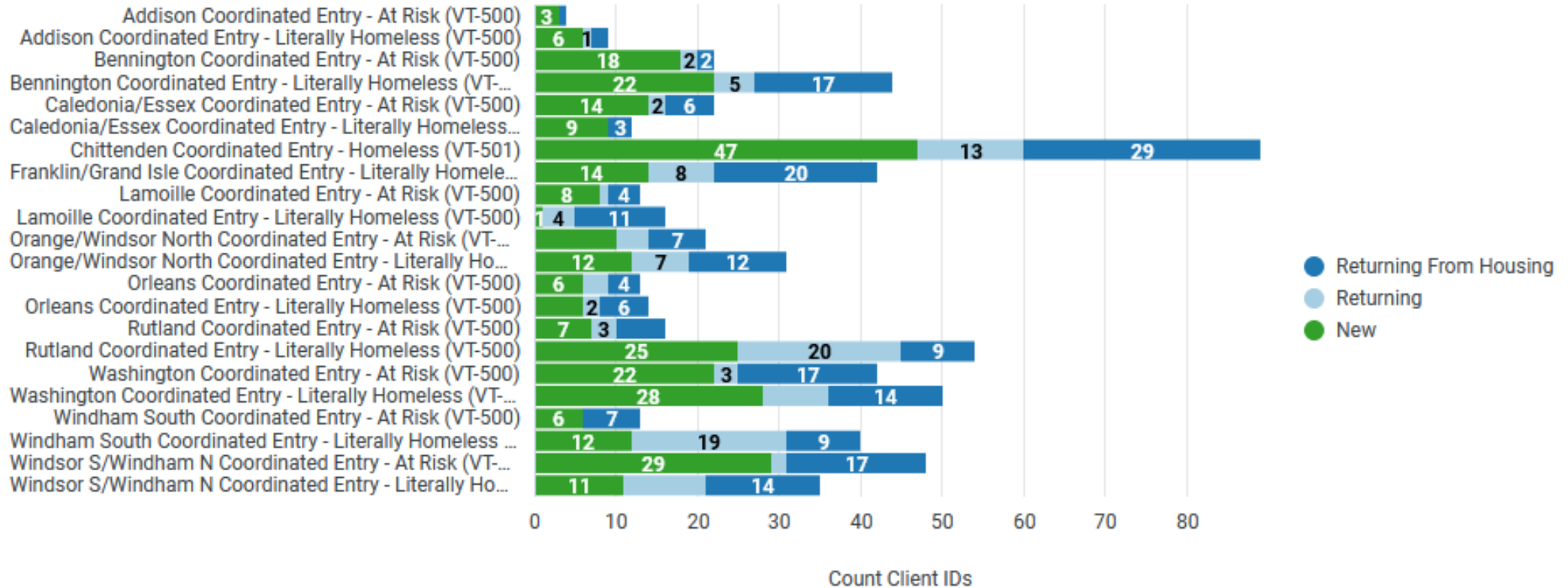
Name	Count Client IDs	Count of Household ID	Number of Veteran Clients	Number of Clients in Chronic Households	Number of Clients in Youth (24+) Households
Addison Coordinated Entry - At Risk (VT-500)	21	14	0	2	6
Addison Coordinated Entry - Literally Homeless (VT-500)	116	79	3	28	11
Bennington Coordinated Entry - At Risk (VT-500)	263	118	2	0	32
Bennington Coordinated Entry - Literally Homeless (VT-500)	407	252	8	70	31
Caledonia/Essex Coordinated Entry - At Risk (VT-500)	68	30	1	0	12
Caledonia/Essex Coordinated Entry - Literally Homeless (VT-500)	183	115	4	29	20
Chittenden Coordinated Entry - Homeless (VT-501)	889	697	18	165	70
Franklin/Grand Isle Coordinated Entry - At Risk (VT-500)	1	1	0	0	1
Franklin/Grand Isle Coordinated Entry - Literally Homeless (VT-500)	312	208	7	47	31
Lamoille Coordinated Entry - At Risk (VT-500)	102	46	6	1	7
Lamoille Coordinated Entry - Literally Homeless (VT-500)	97	62	0	19	6
Orange/Windsor North Coordinated Entry - At Risk (VT-500)	89	46	1	0	5
Orange/Windsor North Coordinated Entry - Literally Homeless (VT-500)	341	233	23	51	14
Orleans Coordinated Entry - At Risk (VT-500)	22	15	1	0	11
Orleans Coordinated Entry - Literally Homeless (VT-500)	107	67	5	8	8
Rutland Coordinated Entry - At Risk (VT-500)	117	65	3	0	17
Rutland Coordinated Entry - Literally Homeless (VT-500)	459	291	16	111	32
Washington Coordinated Entry - At Risk (VT-500)	167	82	5	0	10
Washington Coordinated Entry - Literally Homeless (VT-500)	593	406	29	115	44
Windham South Coordinated Entry - At Risk (VT-500)	48	25	0	5	5
Windham South Coordinated Entry - Literally Homeless (VT-500)	475	333	4	170	30
Windsor S/Windham N Coordinated Entry - At Risk (VT-500)	112	58	1	1	17
Windsor S/Windham N Coordinated Entry - Literally Homeless (VT-500)	203	114	4	36	26

This table shows the number of clients enrolled in Coordinated Entry during the past month, the number of households those clients were in, the number of clients that were veterans, the number of clients that were in chronically homeless households (as defined [here.](#)), and the number of clients in a household where the head of household was 24 years of age or under, broken down by the local housing coalitions throughout Vermont.

Source: <https://icalliances.org/vermont-coordinated-entry-dashboard>

New and Returning Enrollments by Region October 2025

CE New and Returning Enrollments by Region

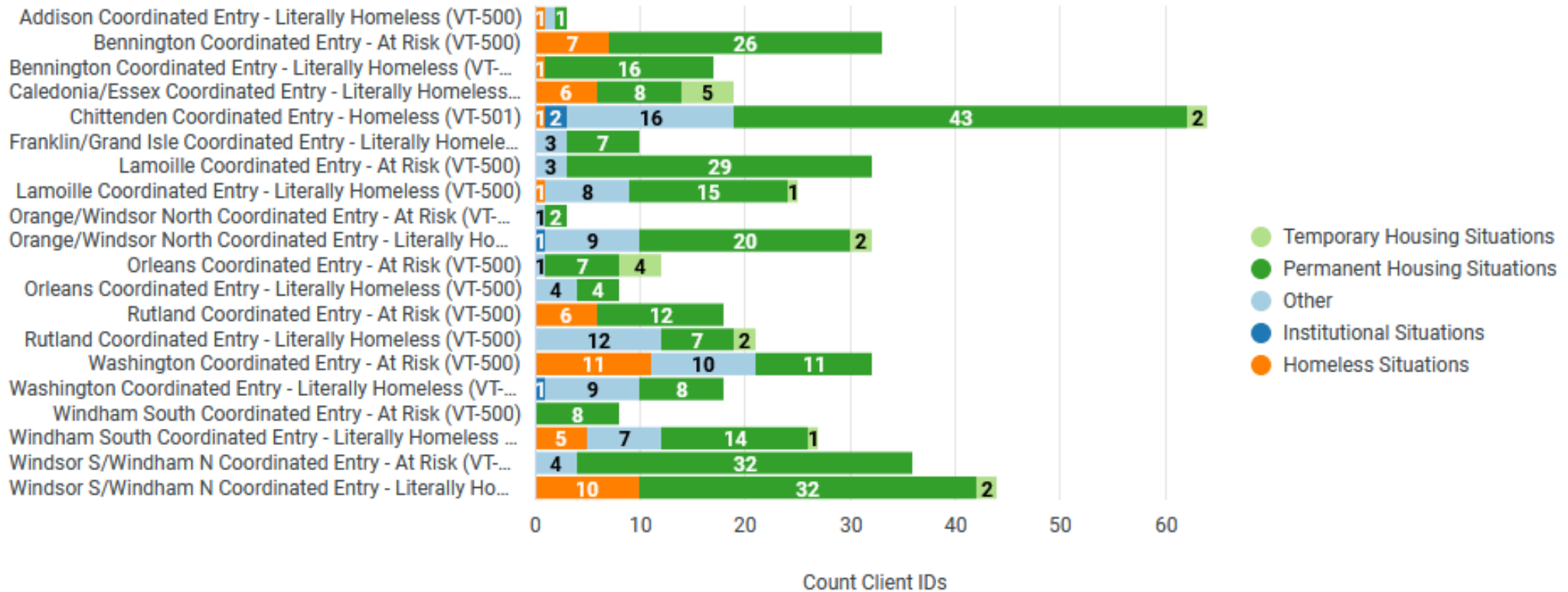


This chart categorizes clients that have entered CE in the past complete month into “Returning From Housing” (Clients that had an exit in HMIS to a permanent destination prior to enrolling in CE), “Returning” (Clients that had an exit in HMIS to a non-permanent destination prior to enrolling in CE), and “New” (Clients that had no exit in HMIS prior to enrolling in CE), broken down by the local housing coalitions throughout Vermont.

Source: <https://icalliances.org/vermont-coordinated-entry-dashboard>

CE Exit Destination by Region October 2025

CE Exit Destination Categories by Region



This chart breaks down the Exit Destinations of clients leaving CE in the past complete month into categories described in [Appendix A of the HMIS Data Standards](#), broken down by the local housing coalitions throughout Vermont.

Source: <https://icalliances.org/vermont-coordinated-entry-dashboard>

Housing Opportunity Grant Program (HOP) Status Update

New base funding for HOP grants was prioritized for emergency shelter expansion, including the preservation of shelter capacity created with one-time funding in State Fiscal Year (SFY) 25 and increased capacity in SFY26.

The **Annual HOP Award Summaries** are available [online](#).

The status of contracts for housing and supportive services resulting from the Agency's requests for proposals can be found at <https://www.vermontbusinessregistry.com/>. No contracts were awarded in response to the May 24, 2023 RFP.

Emergency Shelter Capacity

County	Total Current Household Capacity
Addison	62
Bennington	31
Caledonia	36
Chittenden	177
Franklin	40
Lamoille	31
Orleans	7
Rutland	24
Washington	103
Windham	56
Windsor	43
Grand Total	610

Emergency Shelter Capacity Updates

Ongoing Operations at State-Started Shelters –

- CVOEO is operating a family shelter in Williston while working with Champlain Housing Trust to shift to a permanent location in February 2026.
- Lamoille Community House will operate a family shelter at the Waterbury Armory this season, November-June operating period.

Seasonal capacity has started to come online and that will increase shelter capacity in the coming weeks.

Emergency apartment capacity is growing, with existing providers expanding their capacity across the state.

BROC Community Action is undergoing renovations to provider emergency shelter capacity in Rutland in January 2026.

The new building acquired by COTS will allow them to expand year-round capacity by 20 beds in December 2025.

Good Samaritan Haven is planning to open a new year-round shelter in Montpelier in February 2026, it is anticipated to create capacity for 17 individuals.

Champlain Valley Office of Economic Opportunity and the Howard Center will be operating a recovery-oriented emergency shelter in Burlington, anticipated to open in February 2026.

Groundworks, Upper Valley Haven, NEKCA, BROC/Cornerstone Housing Partners have shelter construction projects underway and anticipate opening during State Fiscal Year 2027., which could create capacity for approximately 80-100 additional households.

The state is working with providers on acquisition and development projects and will share more information as projects finalize.

Extreme Cold Weather Shelter Updates

A new approach in SFY26 – Expanded regional and bed capacity

- Notice of Funding in spring 2025 for an entity to coordinate and administer a new Extreme Cold Weather Shelter Program
- Shelters operate night by night, weather dependent
- New activation level -10° degrees Fahrenheit (was previously at -20°)
 - Operationalizing an "opt in" option between -10° F and 0° F
- Vermont Interfaith Action – Administration, Outreach, Coordination, Training & Technical Assistance

Extreme Cold Weather Shelter Updates

County	Estimates SFY26 Capacity	Notes
Bennington	12	One project in Bennington
Chittenden	100	One project in Burlington (<i>only location funded last year</i>)
Orleans	12	One project in Newport
Rutland	20	One project in Rutland
Washington	27	One project in Barre, one project in Montpelier
Windham	15	One project in Brattleboro
Total	209	Agreements and plans are still being finalized. Numbers may change as staffing patterns and building inspections are finalized.

Eligibility and contact information, links to documents and resources, and records of past communications to clients and providers can be found at the DCF website.

Resources

<https://dcf.vermont.gov/Addressing-and-Preventing-Unsheltered-Homelessness>

SFY 2026 Monthly Hotel Authorizations*

Data as of 11/12/2025

Month	Payment Authorizations
July 2025	\$1,577,837
August 2025	\$1,598,557
September 2025	\$1,657,076
October 2025	\$1,822,962
November 2025	\$1,388,276
December 2025	
January 2026	
February 2026	
March 2026	
April 2026	
May 2026	
June 2026	
TOTAL	\$8,044,708

*Prior month authorizations will adjust throughout the year as data corrections are made.

**Spending represents the cost of hotel rooms, not including admin and security expenses.

Residential Capacity

- As of November 14, **154** Residential Mental Health Treatment beds with **4** currently available.
- As of November 14, **59** Mental Health Intensive Residential Treatment beds with **7** currently available.
- As of November 15, **118** Recovery Housing beds with **28** currently available.
- As of November 19, **215** Department of Corrections Transitional Housing beds with **34** currently available.
- As of November 18, **2,847** Skilled Nursing Facility beds with **235** currently available.

Contact Us

To receive this information in an alternative format or for other accessibility requests, please contact:

Nellie Marvel, Senior Advisor to the Commissioner, Department for Children and Families

Email: Nellie.Marvel@vermont.gov Phone: 802-881-1439

Monika Madaras, Director of Communications & Legislative Affairs, Department for Children and Families

Email: Monika.Madaras@vermont.gov Phone: 802-585-4703