

July 31 Monthly Housing Report

In accordance with Act 27 (2025)

Submitted by the Department for Children and Families

Total time spent on this document: 15 hours

The Big Picture

(As of July 14, 2025)



602

Number of households in the GA Emergency Housing Program as of 7/14/2025



3,458

Number of people from [2024 Point-in-Time Sheltered & Unsheltered Homelessness Count](#) that took place on 1/24/24



4,800

Number of individuals with completed assessments for [Vermont Coordinated Entry Dashboard](#) on 7/7/2025

Households By District

This is the current district data on all households in the GA Housing program as of 7/14/2025.

District Office	Rooms	Households	Adults	Children
Barre District Office	52	51	71	25
Bennington District Office	54	54	68	25
Brattleboro District Office	83	81	97	36
Burlington District Office	158	155	198	51
Hartford District Office	38	38	46	*
Middlebury District Office	*	*	*	*
Morrisville District Office	13	13	15	*
Newport District Office	*	*	*	*
Rutland District Office	115	113	138	40
Springfield District Office	26	25	33	12
St Albans District Office	42	42	50	*
St Johnsbury District Office	18	18	24	*
Total	611	602	754	223

* Data is suppressed when less than 12

Eligibility Category of Households

This is the current eligibility data on all households in the GA Housing program as of 7/14/2025.

Approval Category	Count
Age 65+	61
Court Ordered/Constructive Eviction	17
Disabled (201G-VR)	152
Disabled (SSI/SSDI)	208
Domestic Violence	21
Families with Children	132
Pregnant	*
Natural Disaster	*
Death of a Spouse, Domestic Partner or Minor Child	*
Grand Total	602

Notes:

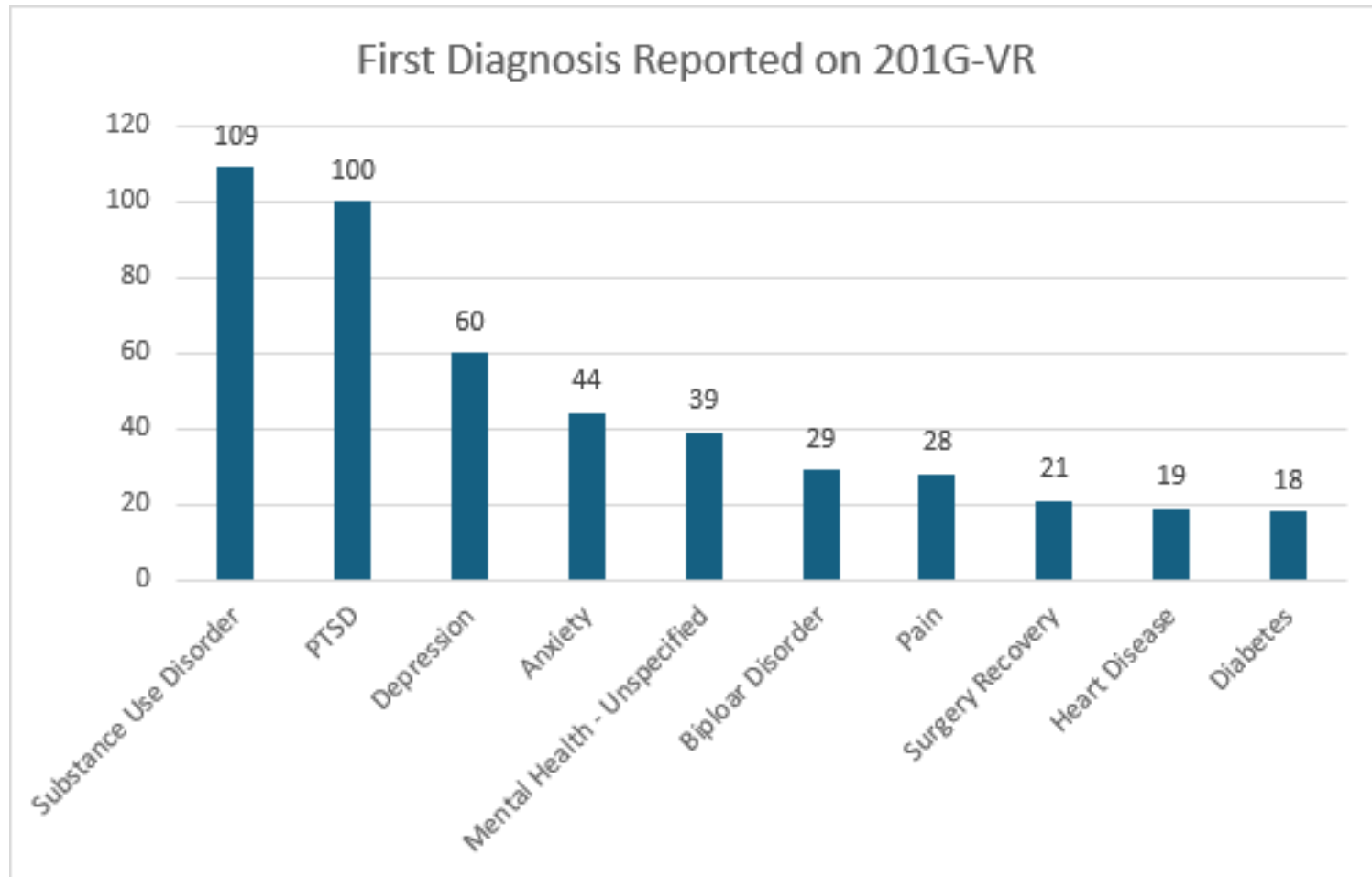
- The [range of individuals in SSI/SSDI](#) crosses a range of acuity and health challenge– it can be mental health, chronic health condition, or a physical disability.

* Data is suppressed when less than 12

Disability reasons documented on the Medical Variance Form (201G-VR)

This form must be used to document a qualifying disability or health condition under General Assistance (GA) rule 2652.2, Emergency Housing Assistance.

Prior to the Governor's March 28 Executive Order, approximately 65% of households were eligible for General Assistance Emergency Housing due to a disability, which is documented on the Department's 201G-VR Medical Variance form by a healthcare provider. The top 10 first reasons listed on the 201G-VR form are the following:



This data is through 12/30/2024, and does not include SSI/SSDI or Medical Vulnerability (201G-MV) data

Screening and Case Management

Numbers on specific case management program lines represent the number of households receiving the General Assistance Hotel Benefit that are also receiving benefits through that program.

Case Management Program	Number receiving GA Hotel Benefit (as of 7/16/25)
Choices for Care	16
Vermont Chronic Care Initiative	23
DMH Complex Needs (formerly CRT)	15
Reach Up	36

Subpopulations Enrolled in Coordinated Entry June 2025

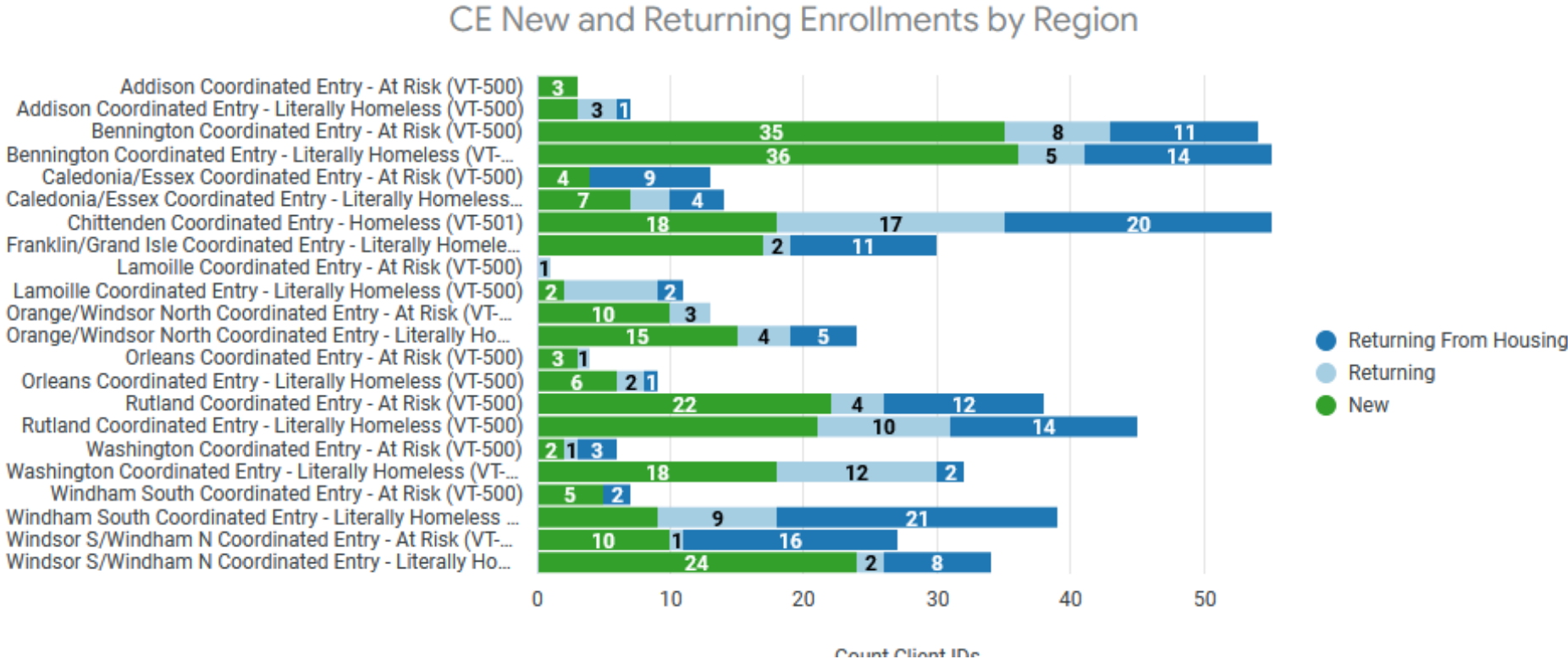
CE Subpopulations by Region

Name	Count Client IDs	Count of Household ID	Number of Veteran Clients	Number of Clients in Chronic Households	Number of Clients in Youth (24-) Households
Addison Coordinated Entry - At Risk (VT-500)	22	14	0	2	8
Addison Coordinated Entry - Literally Homele...	117	76	2	19	3
Bennington Coordinated Entry - At Risk (VT-5...	201	88	4	0	18
Bennington Coordinated Entry - Literally Hom...	430	262	9	92	38
Caledonia/Essex Coordinated Entry - At Risk ...	49	19	0	0	11
Caledonia/Essex Coordinated Entry - Literally...	154	106	4	32	23
Chittenden Coordinated Entry - Homeless (V...	1,027	815	25	197	72
Franklin/Grand Isle Coordinated Entry - At Ri...	6	4	0	1	3
Franklin/Grand Isle Coordinated Entry - Litera...	254	175	6	34	16
Lamoille Coordinated Entry - At Risk (VT-500)	104	49	1	4	17
Lamoille Coordinated Entry - Literally Homele...	93	60	1	21	6
Orange/Windsor North Coordinated Entry - A...	50	34	2	0	3
Orange/Windsor North Coordinated Entry - Li...	351	232	27	57	12
Orleans Coordinated Entry - At Risk (VT-500)	7	4	0	0	2
Orleans Coordinated Entry - Literally Homele...	100	58	4	8	11
Rutland Coordinated Entry - At Risk (VT-500)	125	70	4	7	7
Rutland Coordinated Entry - Literally Homele...	644	391	15	139	56
Washington Coordinated Entry - At Risk (VT-5...	92	55	3	0	11
Washington Coordinated Entry - Literally Ho...	652	423	29	130	45
Windham South Coordinated Entry - At Risk (...)	51	24	0	0	6
Windham South Coordinated Entry - Literally ...	516	348	9	166	42
Windsor S/Windham N Coordinated Entry - A...	109	55	2	3	16
Windsor S/Windham N Coordinated Entry - Li...	255	141	6	44	21

This table shows the number of clients enrolled in Coordinated Entry during the past month, the number of households those clients were in, the number of clients that were veterans, the number of clients that were in chronically homeless households (as defined [here](#).), and the number of clients in a household where the head of household was 24 years of age or under, broken down by the local housing coalitions throughout Vermont.

Source: <https://icalliances.org/vermont-coordinated-entry-dashboard>

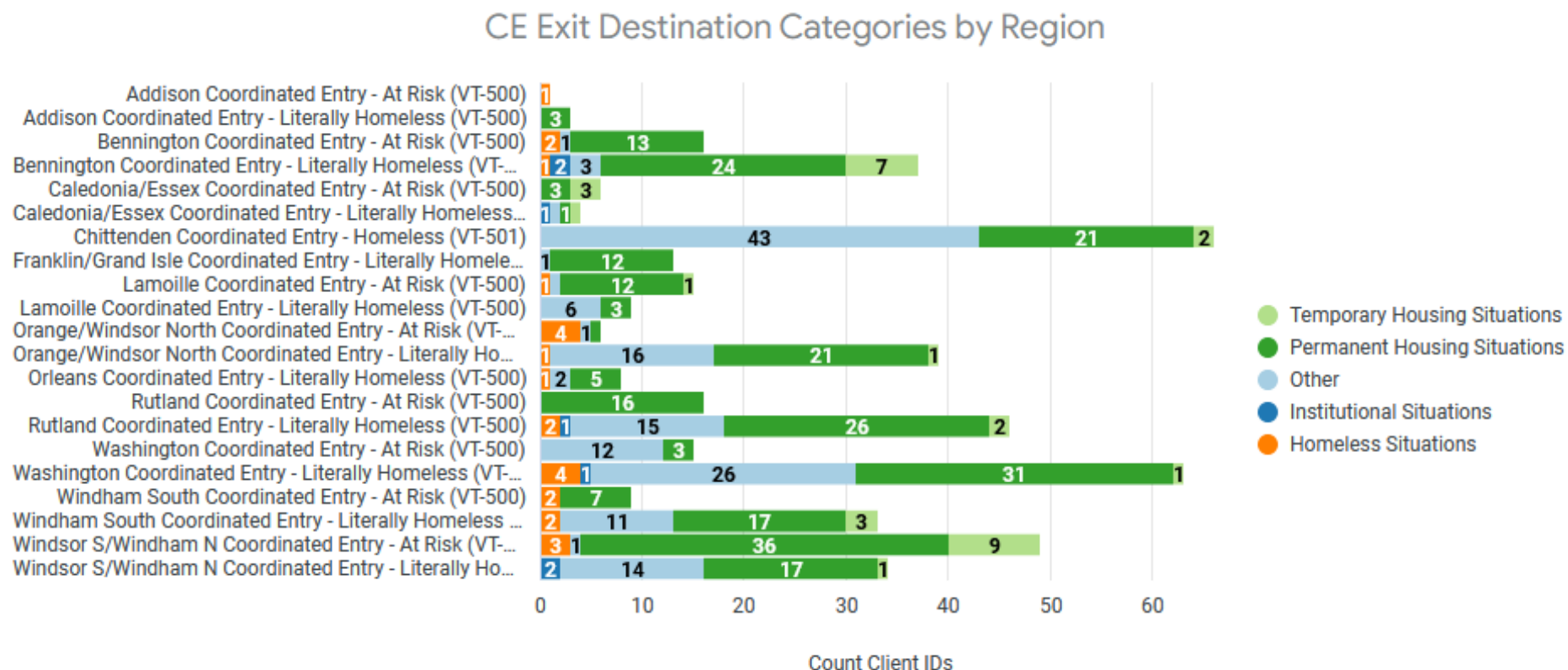
New and Returning Enrollments by Region June 2025



This chart categorizes clients that have entered CE in the past complete month into “Returning From Housing” (Clients that had an exit in HMIS to a permanent destination prior to enrolling in CE), “Returning” (Clients that had an exit in HMIS to a non-permanent destination prior to enrolling in CE), and “New” (Clients that had no exit in HMIS prior to enrolling in CE), broken down by the local housing coalitions throughout Vermont.

Source: <https://icalliances.org/vermont-coordinated-entry-dashboard>

CE Exit Destination by Region June 2025



This chart breaks down the Exit Destinations of clients leaving CE in the past complete month into categories described in [Appendix A of the HMIS Data Standards](#), broken down by the local housing coalitions throughout Vermont.

Source: <https://icalliances.org/vermont-coordinated-entry-dashboard>

Housing Opportunity Grant Program (HOP) Status Update

New base funding for HOP grants was prioritized for emergency shelter expansion, including the preservation of shelter capacity created with one-time funding in State Fiscal Year (SFY) 25 and increased capacity in SFY26.

The **Annual HOP Award Summary** is available [online](#).

The Office of Economic Opportunity is currently finalizing awards for SFY26 and those will be summarized and posted online later in the summer. Shelter maintenance and expansion remain priorities.

The status of contracts for housing and supportive services resulting from the Agency's requests for proposals can be found at <https://www.vermontbusinessregistry.com/>. No contracts were awarded in response to the May 24, 2023 RFP.

Emergency Shelter Capacity

County	Total Current Household Capacity
Addison	62
Bennington	31
Caledonia	31
Chittenden	169
Franklin	40
Lamoille	28
Orleans	7
Rutland	24
Washington	94
Windham	48
Windsor	46
Grand Total	580

Emergency Shelter Capacity Updates

Ongoing Operations at State-Started Shelters – Operations at the Williston shelter shifted to CVOEO in May, with CVOEO taking up that programming and working with Champlain Housing Trust to shift to permanent location during the winter of 2025-2026. Operations at the Waterbury shelter ended in June. The Agency is in discussion with the Town of Waterbury and a provider to explore future operations in the Waterbury location.

Champlain Housing Trust finished renovations on a building that Spectrum Youth & Family Services started operating June 24, 2025, as a young adult shelter.

Emergency apartment capacity is growing, with Lamoille Community House offering new family shelter emergency apartment capacity in the summer of 2025 and existing providers, such as Capstone Community Action, Homeless Prevention Center, NEKCA, and Springfield Supported Housing, expanding their capacity.

BROC Community Action is undergoing renovations to provide emergency shelter capacity in Rutland before the end of 2025.

The new building acquired by COTS will allow them to expand year-round capacity in the future, after the necessary renovations occur.

Good Samaritan Haven is looking to open a new year-round shelter in Montpelier later this fall/winter.

Groundworks and Upper Valley Haven have shelter construction projects underway and anticipate open in summer 2026.

The state is working with additional providers on acquisition and development projects and will share more information as projects finalize.

Eligibility and contact information, links to documents and resources, and records of past communications to clients and providers can be found at the DCF website.

Resources

<https://dcf.vermont.gov/Addressing-and-Preventing-Unsheltered-Homelessness>

SFY 2026 Monthly Hotel Authorizations*

Data as of 7/16/2025

Month	Payment Authorizations
July 2025	\$1,132,824
August 2025	
September 2025	
October 2025	
November 2025	
December 2025	
January 2026	
February 2026	
March 2026	
April 2026	
May 2026	
June 2026	
TOTAL	

*Prior month authorizations will adjust throughout the year as data corrections are made.

**Spending represents the cost of hotel rooms, not including admin and security expenses.

Residential Capacity

- As of July 21, **154** Residential Mental Health Treatment beds with **2** currently available.
- As of July 21, **63** Mental Health Intensive Residential Treatment beds with **8** currently available.
- As of July 12, **120** Recovery Housing beds with **26** currently available.
- As of July 16, **215** Department of Corrections (DOC) Transitional Housing beds with **56** currently available.
- As of July 23, **2,448** Skilled Nursing Facility beds with **279** currently available.

Contact Us

To receive this information in an alternative format or for other accessibility requests, please contact:

Nellie Marvel, Senior Advisor to the Commissioner, Department for Children and Families

Email: Nellie.Marvel@vermont.gov Phone: 802-881-1439

Monika Madaras, Director of Communications & Legislative Affairs, Department for Children and Families

Email: Monika.Madaras@vermont.gov Phone: 802-585-4703