

UVM Health Network Senate Health and Welfare Committee

February 6, 2025



THE
University of Vermont
HEALTH NETWORK

Agenda

- UVM Health Network Overview
- Opportunities and Challenges
- Regulatory Environment
- Population Health and Patient Wellness Services
- Questions

UVM Health Network Overview



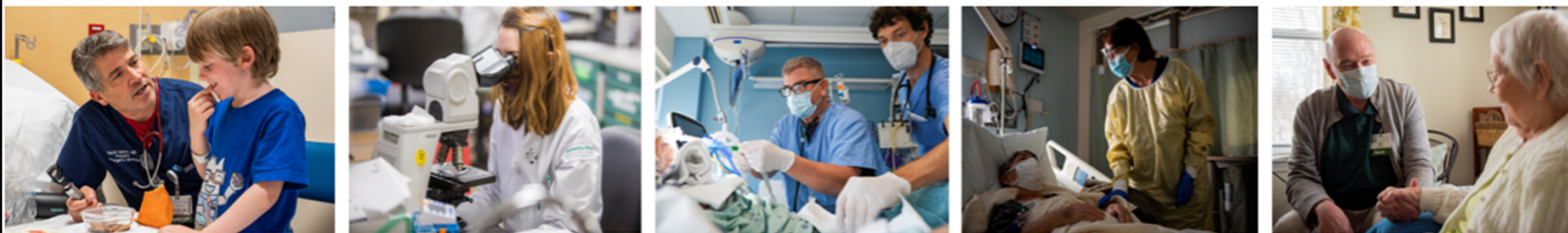
UVM Health Network Overview

Systemwide Statistics and Impact (FY24 Data)

- **Employees:** 16,138
- **Employed Providers:** 1,842
- **Licensed Beds:** 1,465
- **Outpatient Care Sites:** 141
- **Patient Care Encounters:** 2,584,887
- **ED Visits:** 181,611
- **Active Clinical Trials/Studies:** 1,245

Projected Regional Economic Impact

- **Total Impact (Direct and Indirect):** \$3.5 billion
- **Jobs Supported:** 23,600
- **Tax Revenue Generated:** \$432 million
- **Community Benefit Impact:** \$432 million



UVM Health Network in Vermont



University of Vermont Medical Center

Employees: 10,039

Licensed Beds: 562 (*Acute Care*)

Patient Care Encounters: 1,348,827

Portion of VT Physicians Who Trained at UVMHC/Larner College of Medicine: 33%



Central Vermont Medical Center

Employees: 1,502

Licensed Beds: 275

(*122 Acute Care, 153 Long Term Care*)

Patient Care Encounters: 408,696

UVM Health Network in Vermont



Porter Medical Center

Employees: 737

Licensed Beds: 123

(25 Acute Care, 98 Long Term Care)

Patient Care Encounters: 205,615



Home Health & Hospice

Employees: 344

Patients Served: 4,547

Hours of Care Provided: 234,154

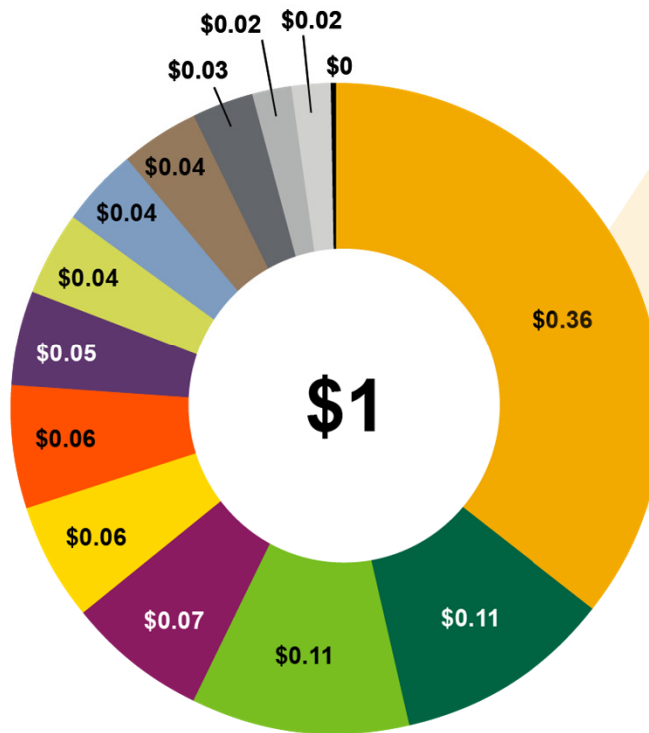
Number of Home Visits: 95,477

Total Miles Driven in a Calendar Year to Home Visits: 714,904

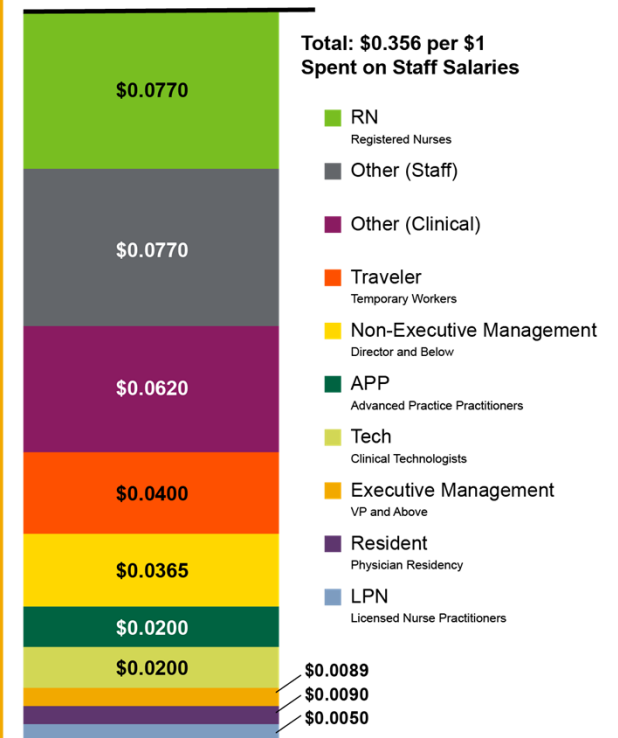
What Goes Into Every Health Care Dollar

- **Staff Salaries**
Payroll expenses for all non-physicians
- **Physician Salaries**
Payroll expense for physicians
- **Payroll Tax & Fringe**
- **Pharmaceuticals**
Cost of patient care medications
- **Medical & Surgical Supplies**
Cost of materials used for patient care
- **Retail Pharmacy Expense**
Cost of materials for outpatient pharmacy
- **Other Expenses**
- **Purchased Services**
Third party services to support operations
- **Depreciation & Interest Expense**
- **State of VT/Provider Tax**
- **Facilities/Maintenance/Lease**
Cost to maintain physical spaces and equipment
- **Software & IT Maintenance Fees**
Costs to maintain digital infrastructure
- **Margin**
Amount after expenses to reinvest in the organization
- **Nutrition Supplies**
Patient meals/Cafeteria

FY2024 Per \$1 of UVM Health Network Total Revenue



FY2024 Per \$1 of UVM Health Network Total Revenue by Staff Designation



Questions

The background of the slide is a dark green color. It features several decorative, wavy lines in shades of light green and white that sweep across the lower half of the page. A solid, medium-green horizontal bar is located at the very bottom of the slide.