

Expansion Pilot Updates & First Year Impact

Blueprint Executive Director: John M. Saroyan, MD

Blueprint Health Services Researcher: Addie E. R. Armstrong, PhD

The Blueprint for Health

- Started in 2011 to promote high quality primary care.
- Focuses on building best practices and prevention services into primary and specialty care practices.
- Founded on Patient-Centered Medical Homes (PCMHs) and multi-disciplinary Community Health Teams (CHTs).
 - CHTs provide care, care coordination, and link patients with services.
- Medicare, Medicaid, and Commercial Insurers make payments to support the initiatives.

The Blueprint for Health

Building on PCMHs and CHTs are three more initiatives:

- The Hub & Spoke system of care supports practices that provide medication for treating opioid use disorder.
- The Pregnancy Intention Initiative helps provide access to services that support pregnancy intention.
- New in 2023: The CHT Expansion Pilot aims to build mental health, substance use, and social drivers of health services into primary care practices.

CHT Expansion Pilot

- In 2023, significant funds were appropriated to expand CHT services on a 2-year pilot basis.
- The Expansion focuses on:
 - Adding more support for Mental Health, Substance Use, and Social Drivers of Health and, in partnership with the Department of Health, DULCE.
 - Getting that support as close to patients as possible by placing team members in primary care practices.
 - Adding education opportunities for providers & team members.
 - Quality improvement supports to improve screening.

CHT Expansion Pilot Education & Training Initiatives

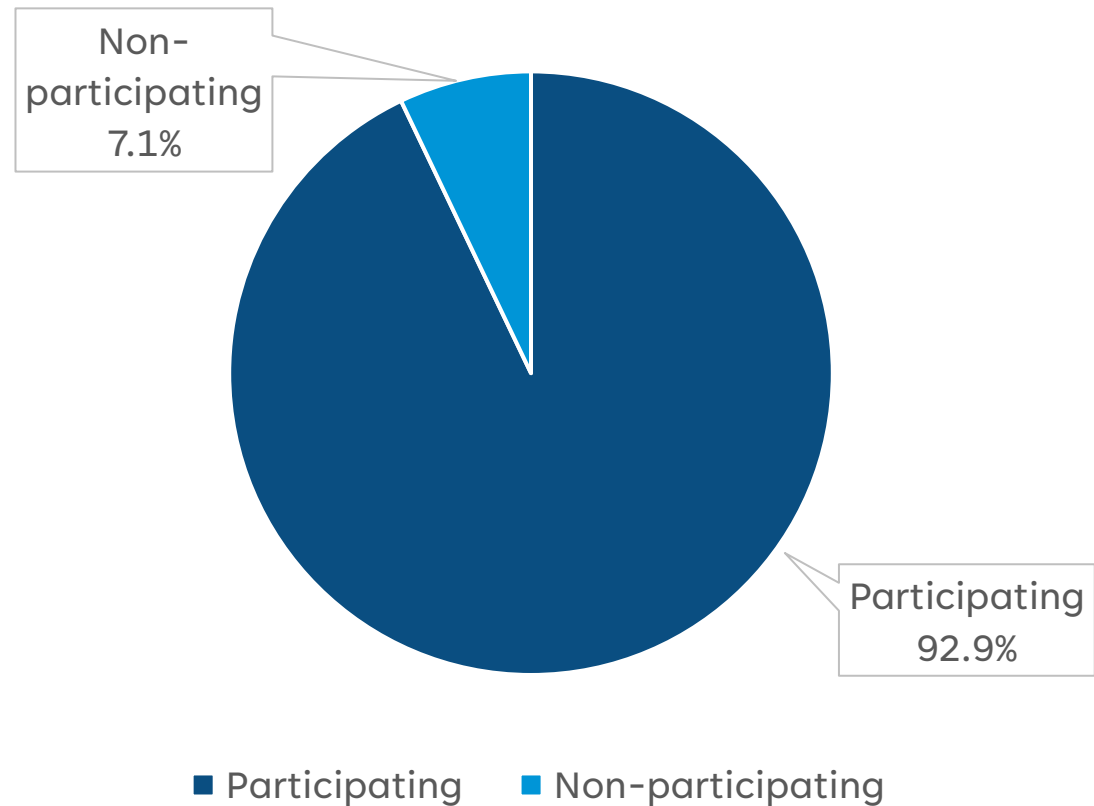
- Contracted for numerous education opportunities, including:
 - CARE Series
 - Monthly Webinars from September 2023 to June 2025 on topics related to substance use, mental health, and more.
 - In Person conference in June 2024.
 - Motivational Interviewing
 - Bridges out of Poverty
 - Community Health Workers & Supervisors
 - PRIDE Center
 - Pediatrics

Participation

Participating practices:

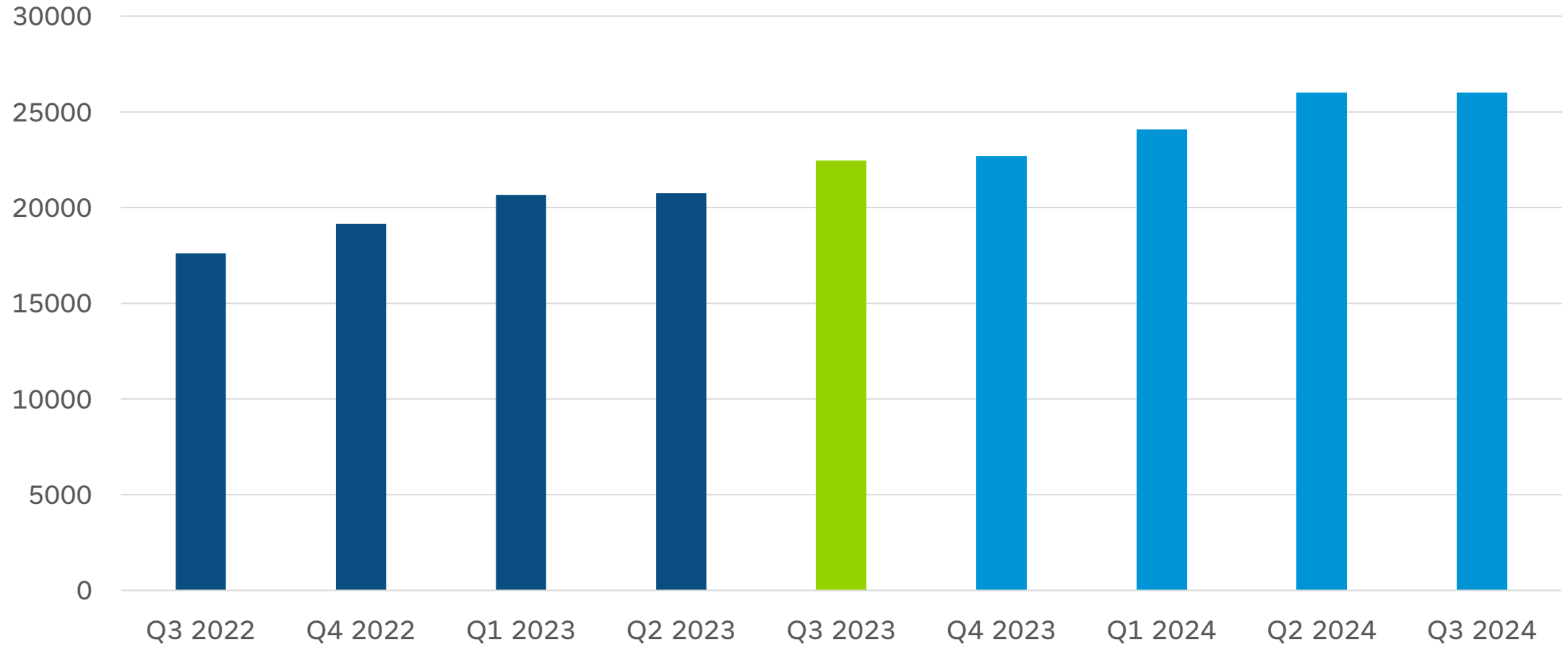
- Receive additional funding for CHT staff based on their Medicaid patient attribution.
- Agree to implement screening in several areas.
- Agree to embed the CHT staff in their practices, as much as possible.

Expansion Participation of Active Blueprint Practices

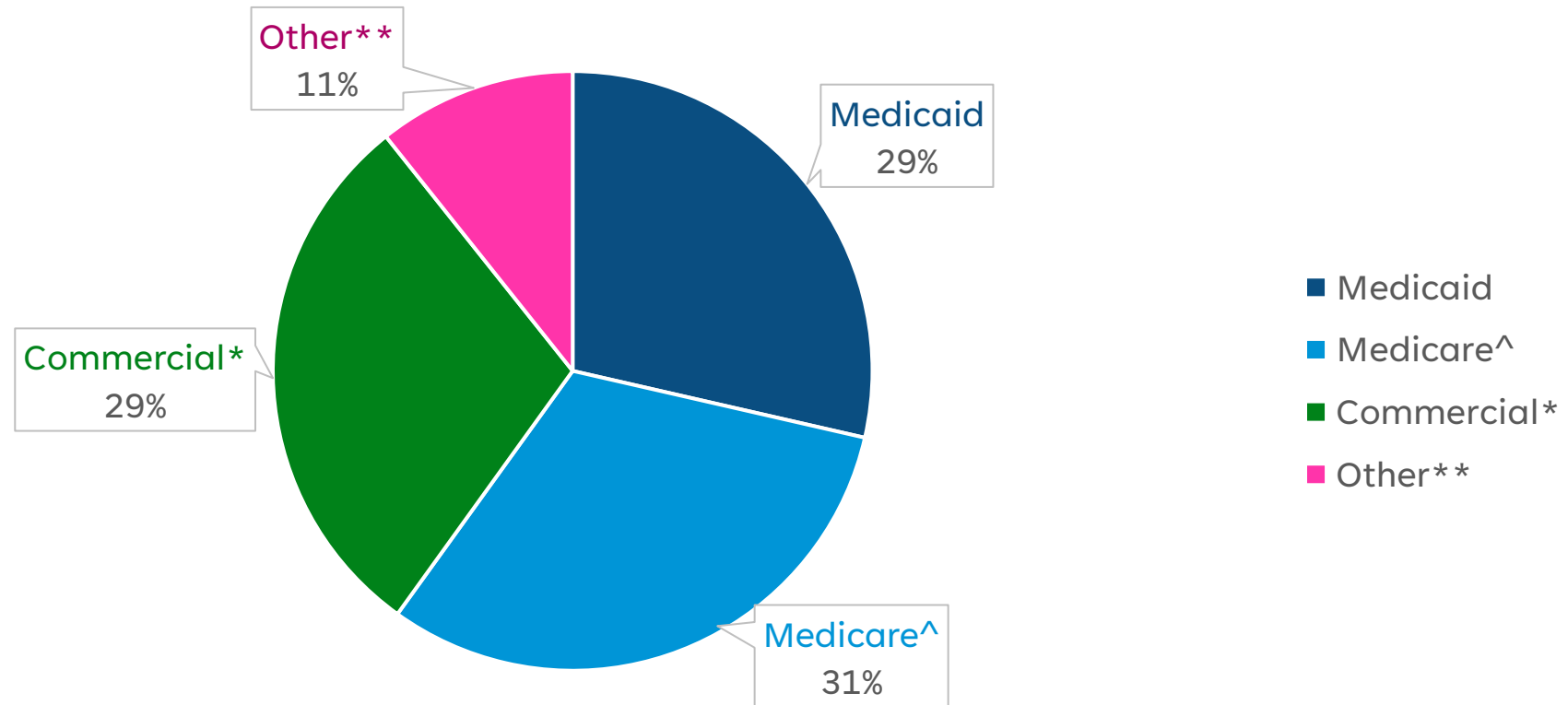


Expansion Impact

CHT Patient Counts by Quarter



CHT Patients Served by Insurance Type Q3 2024

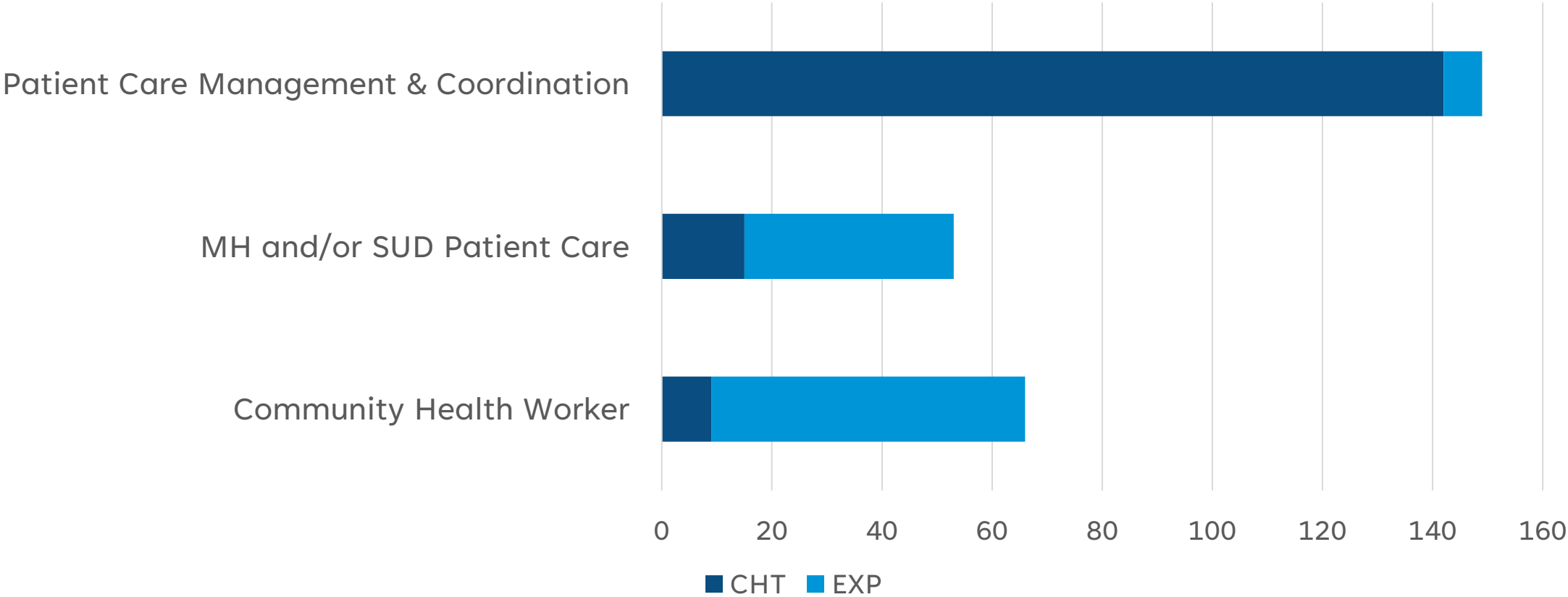


^ Includes Medicare Advantage, *BCBS, Cigna, MVP, **small insurers, out of state Medicaid, VA etc.

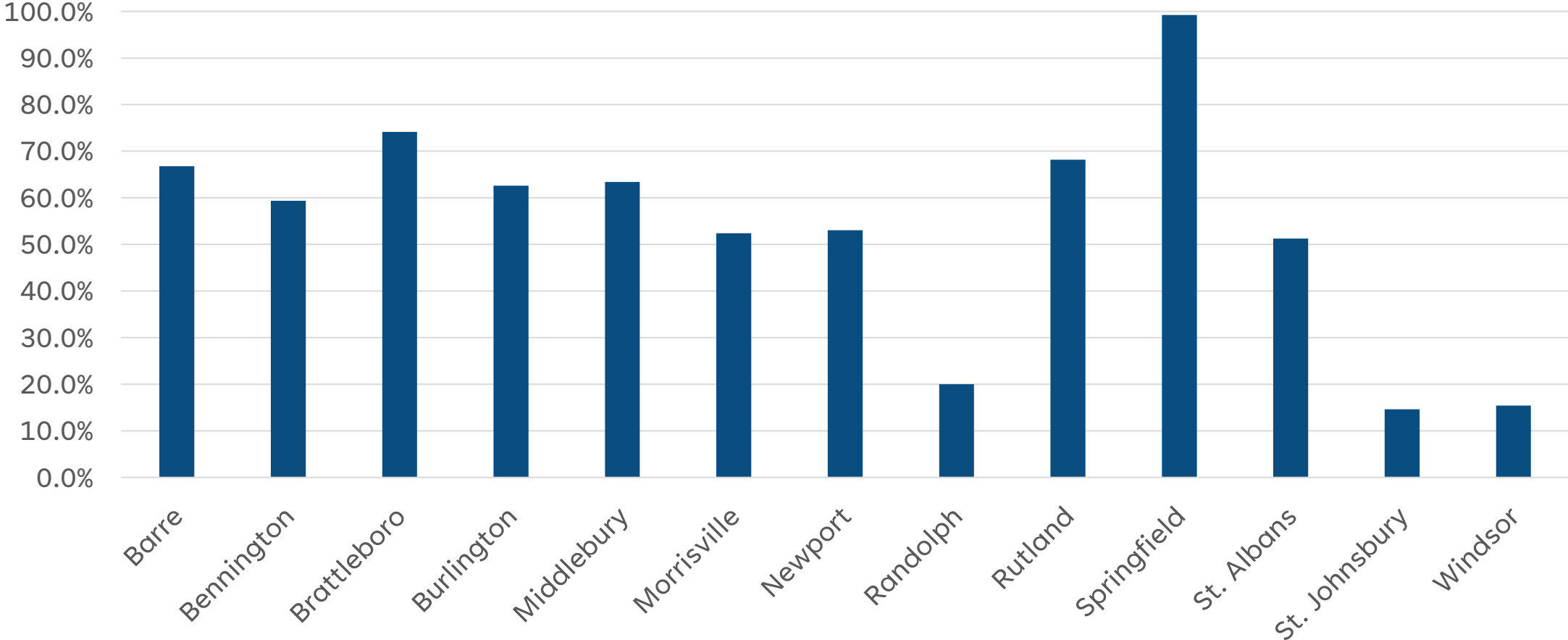
Staffing Impact

- Practices have hired 102 individuals for 62.8 full-time equivalent positions.
- Increased the full-time equivalent community health worker staffing from 7.3 FTE to 46.2 FTE, more than 5 times.
- Increased mental health and substance use patient care staffing from 8.5 FTE to 27 FTE.
- Provided 50% more staff for CHTs.

Community Health Team Staff Count: Regular & Expansion



% Increase in Community Health Team FTE

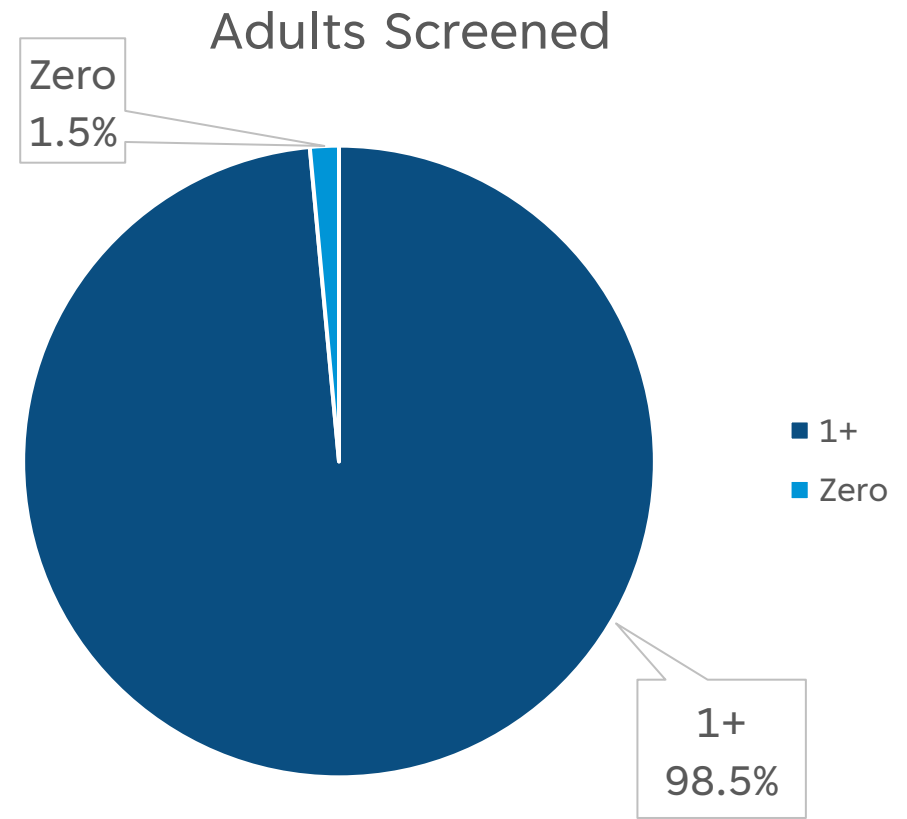


Screening & Intervention Impact

- Evaluation of the Expansion Pilot included a pre- and post- chart review.
- This involved examining 5 charts at random from each participating practice's CHT records in 2023 and then again in 2024.
- The chart reviews let us compare what types of services and screenings were provided before and after the Expansion started.
 - There were enough results (over 500) to conduct statistical tests on comparisons between the two years for adult patients.

Screening Impact

- The proportion of adults receiving at least one screening increased since 2023, when only 91.2% showed evidence of being screened.
- The change was statistically significant at the 0.001 level.
- Screening domains include Depression, Substance Use, and Social Drivers of Health.



Domains Screened

Domain	% Screened	% Positive (of Screened)	Notes
Depression	78.1%	44.6%	
Substance Use - Alcohol	75.3%	17.9%	Significant increase in % screened
Substance Use – Opioids/Other	57.8%	21.5%	Significant increase in % screened
Substance Use - Tobacco	85.2%	31.2%	Significant increase in % screened
Suicide	38.6%	18.0%	Significant increase in % screened
Housing	53.6%	34.6%	Significant increase in % screened
Food Security	54.6%	42.9%	Significant increase in % screened
Transportation	49.6%	40.0%	Significant increase in % screened
Safety/Interpersonal Violence	46.0%	28.9%	Significant increase in % screened
Finances	40.3%	58.1%	Significant increase in % screened

Intervention Impact

- No significant changes in the reasons people visited community health teams.
- Significant changes in the types of services provided for different concerns:
 - Increase in provision of brief therapy for mental health needs.
 - Increase in provision of resources for financial needs and medical condition needs (chronic conditions, etc.).
 - Increase in care management across most of the population.
 - No significant decreases in the proportion of patients receiving any given type of service.

In Their Own Words

- “It's *like a good friend* checking in and I can tell her what's going on and she can give me resources to handle whatever problems that I'm having.” [Patient Interview]
- “[CHT] has been *a lifesaver* for us. Having access to her skills has been invaluable to the peds team.” [Provider Surveys]
- “I also was able to expand my work to be with children as well, which was as a new therapist, I was curious, figuring out where my specific population to work with would be. And so, *it was cool* that I was able to dip toes in both the adult primary care and pediatric settings.” [CHT Interview]
- “It kind of makes it easier to do the caregiving.....it's not as stressful knowing that I can reach out to the social worker and *she will back me, really, on anything that I need help with*. And if she doesn't know how to do it, then she'll make some phone calls and make sure that she can guide me on how to do certain things or just make sure that my family's needs are met.” [Family & Caregiver Interview]

Continued Evaluation

- Medicaid specific claims analysis to be completed Spring 2025.
 - Compare claims amounts and types between 2023 and 2024 for Medicaid patients who visited Blueprint Expansion Pilot practices.
- Qualitative Evaluation
 - Market Decisions Research is continuing to interview patients, families, and caregivers for the qualitative evaluation.
- Quantitative Evaluation
 - MedicaSoft will be producing claims-based measures for the VHCURES population and Blueprint subpopulations as data becomes available.

Thank You!

Blueprint for Health Central Office

**JOHN SAROYAN,
MD**
Executive Director

**MARA
KRAUSE
DONOHUE**
Assistant Director

**JULIE
PARKER**
Assistant Director

**KARA
HOOPER**
Project Administrator

ERIN JUST
Quality Improvement
Coordinator

**ADDIE
ARMSTRONG, PhD**
Health Services
Researcher

**JENNIFER
HERWOOD**
Payment Operations
Administrator

**CALEB
DENTON**
Data Analytics and Info
Administrator