




Oversight Tools: Performance and Evidence

Vermont Senate Committee on Government Operations
Friday, April 24, 2026
Carrington Skinner, NCSL



Outline

- Introduction and Overview
- Performance Measurement Across the States
- State Examples
- Questions





Evidence-Informed Policymaking



Rigorous

Best available evidence and data to inform decisions




Actionable

Tools and practices you can use to make decisions



Results-Oriented

Find what works and where more information is needed



Ongoing

Knowledge to inform future decisions

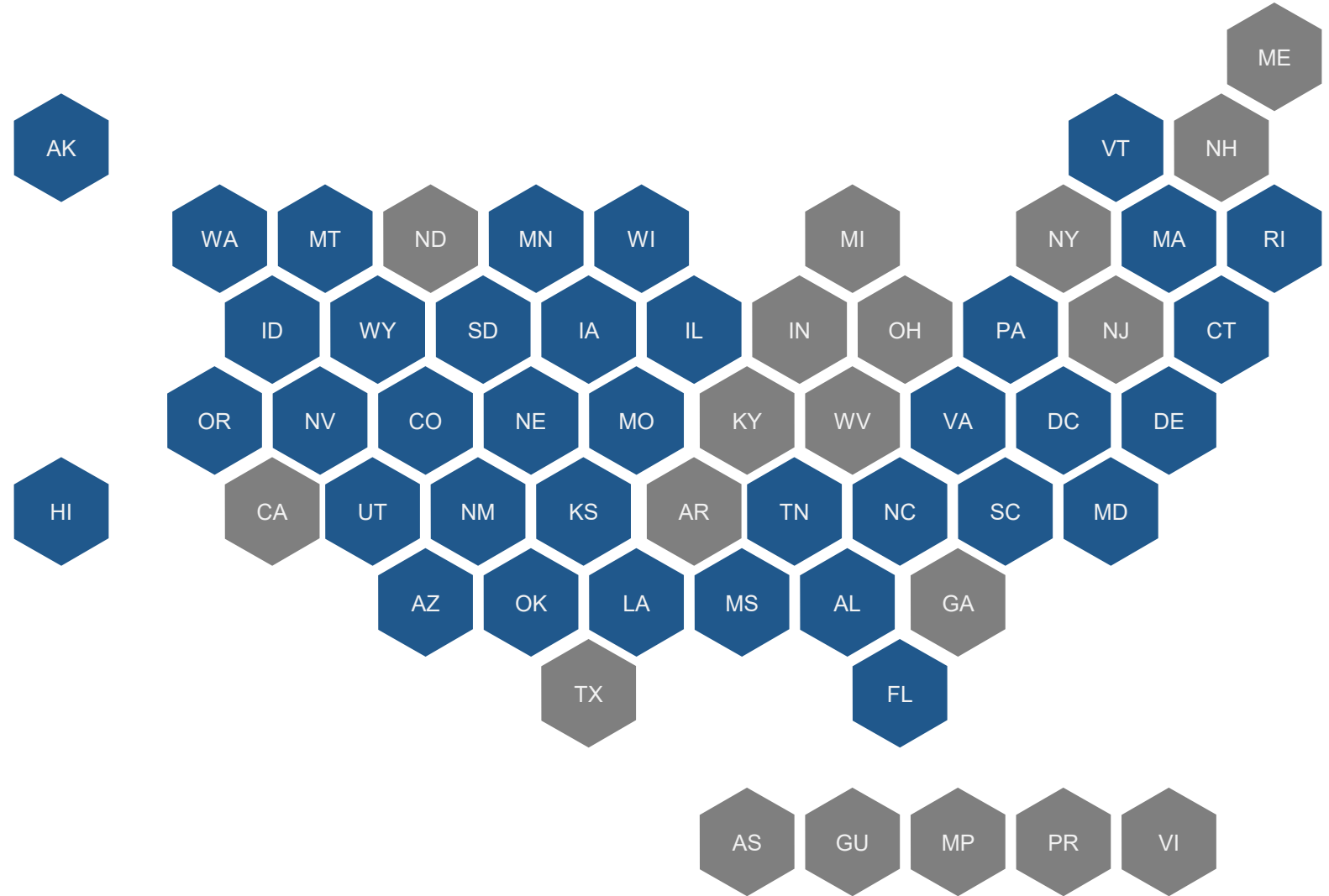
Performance Measurement Across the States

36

36 States and D.C.

Statutory requirements for performance measures


Most enacted 1990s or later



Common Features and Considerations




**Timely,
Reliable Data**



Big Picture



**Role of
Evidence**



Structures

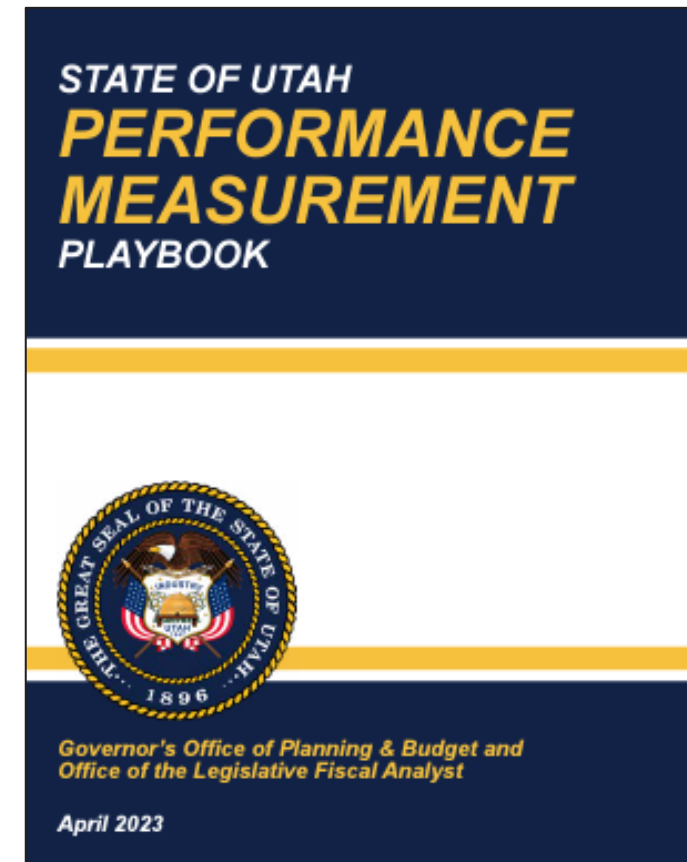


**Reporting and
Communication**

Utah Performance Measurement Process



- Office of the Legislative Fiscal Analyst and Governor's Office of Planning & Budget
 - Develop, review, and approve measures
 - Create performance measure dashboard and resources, trainings



[Utah GOPB Performance Measures](#)

New Mexico Legislating for Results Framework



Identify priority areas and performance



Review program inventory and effectiveness



Budget development



Implementation oversight



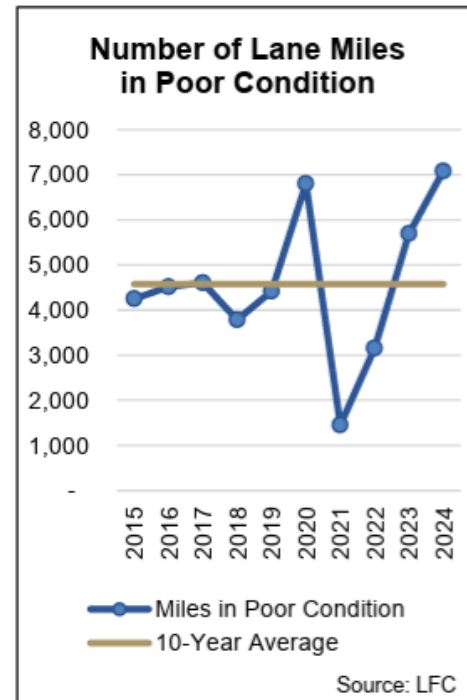
Outcome monitoring

[New Mexico Legislative Finance Committee](#)

New Mexico Agency Report Cards



Quarterly agency report cards that provide program ratings and analysis of performance data



Department of Transportation, Q1 FY 26

	FY24 Actual	FY25 Actual	FY26 Target	FY26 Q1	FY26 Q2	FY26 Q3	Rating
Projects completed according to schedule	85%	94%	88%	88%			G
Statewide pavement lane miles preserved	2,966	3,888	3,500	1,049			G
Lane miles in poor condition	5,696	7,080	4,000	7,080			R
Traffic fatalities	410	431	400	92			Y
Program Rating: Project Design and Const.	G	Y					G
Program Rating: Highway Operations	G	G					Y
Program Rating: Modal	R	R					R
Program Rating: Program Support	G	G					G

*Measure is classified as explanatory and does not have a target.

Indiana Management Performance Hub



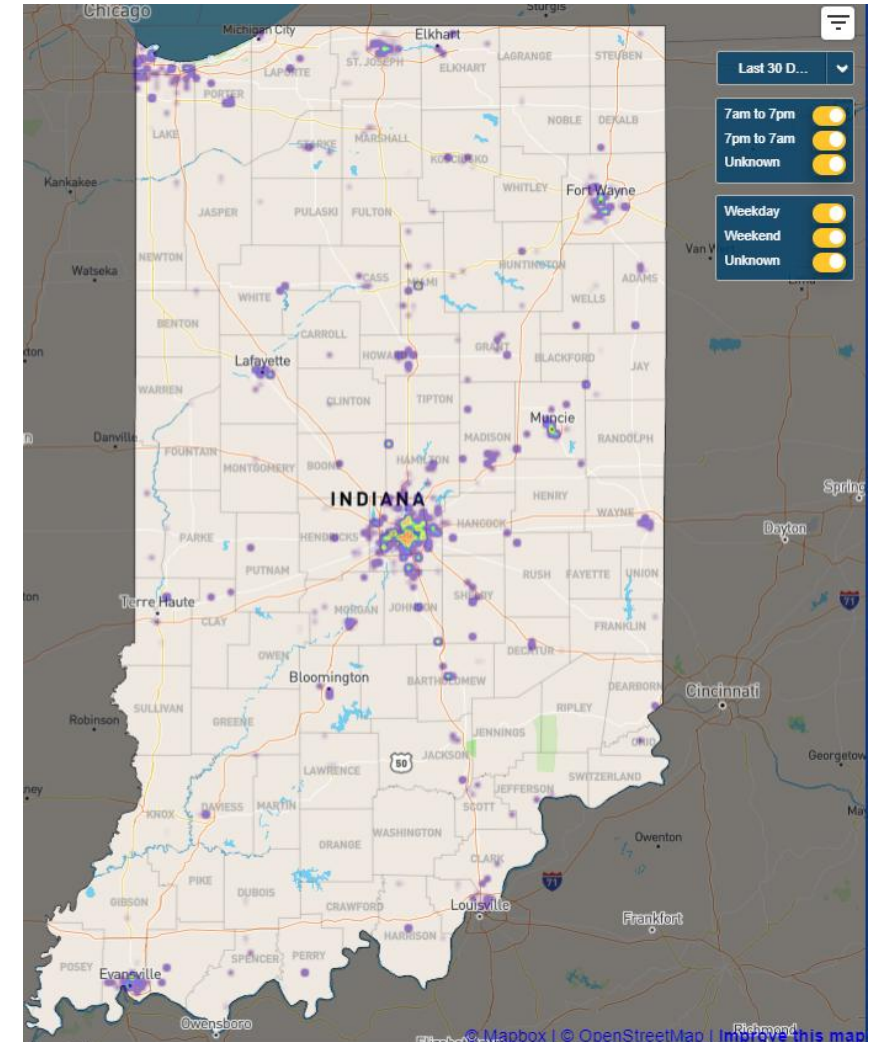
Supports data integration, data sharing and data analytics across state government to enhance data-driven decision making.

- Indiana Data Hub
- Data dashboards
- Online training for state workforce



[Indiana Management Performance Hub](#)

[Indiana Data Hub](#)



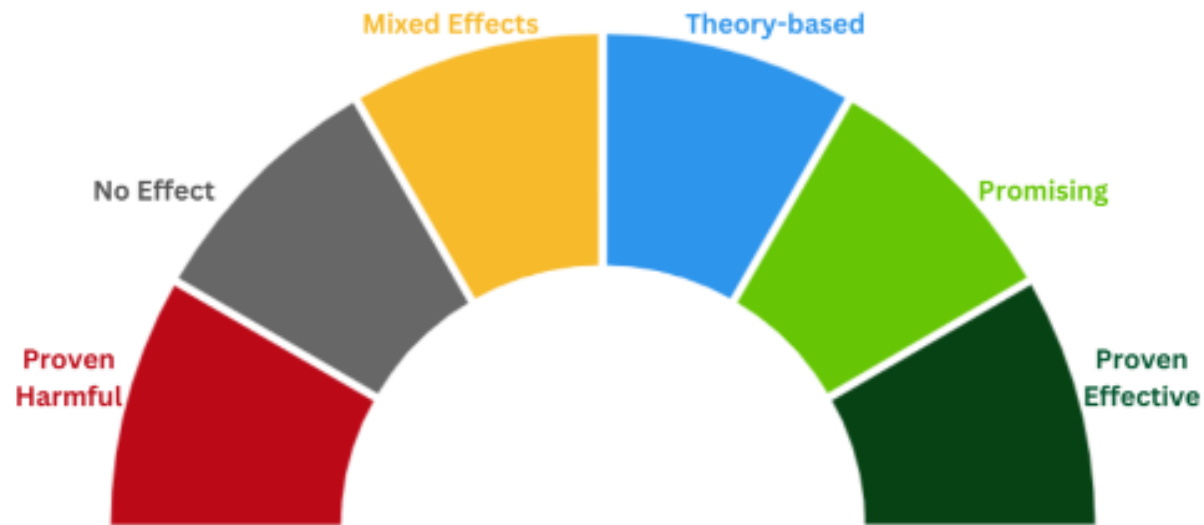
Colorado Evidence Designations



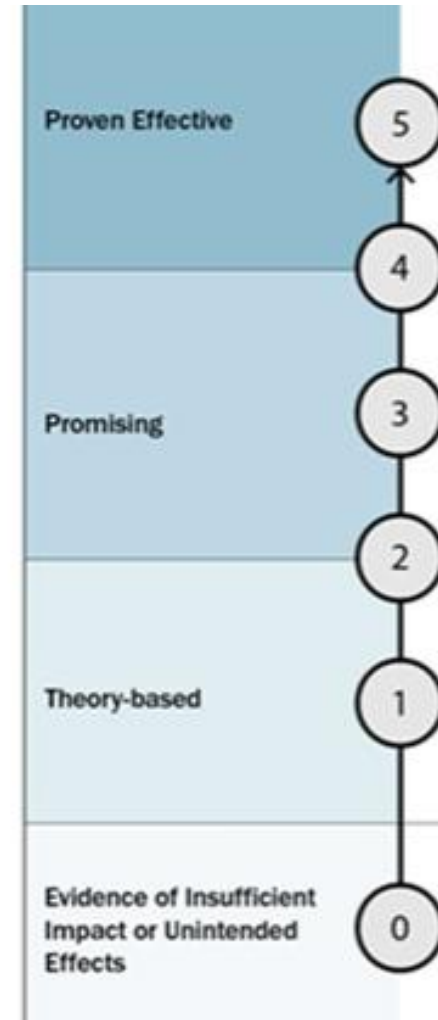
Prioritize funding requests by describing effectiveness of programs and practices based on best available research evidence:

- Proven
- Promising
- Evidence-informed
- Insufficient evidence
- Harmful

Other Evidence Scales



[North Carolina Office of State Budget & Management](#)



[Rhode Island Office of Management and Budget](#)

Government Efficiency and Effectiveness



EXECUTIVE

- **California** Efficient and Effective Government
- **Iowa** DOGE Task Force
- **Louisiana** Fiscal Responsibility Program
- **New Hampshire** Governor's Commission on Government Efficiency
- **Oklahoma** Division of Government Efficiency (DOGE-OK)

LEGISLATIVE

- **North Dakota HB 1442:** Legislative Task Force on Government Efficiency
- **Texas SB 14:** Texas Regulatory Efficiency Office
- **Kansas** Senate Government Efficiency Committee
- **South Carolina** House Government Efficiency and Legislative Oversight Committee

2026 State Legislation

- **Alabama SB 317:** Alabama Commission on the Evaluation of Services—evaluation plans and reports
 - **enacted April 16**
- **New Mexico HB 158:** Accountability and Evaluation Plan for Government Results and Opportunity Program Fund Recipients
 - **enacted March 4**
- **Utah SB 324:** Outcome-Based Investment Grant Pilot Framework—pre-analysis plans/evaluation framework
 - **enacted March 18**



Resources

NCSL Resources

- [Policy Snapshot: Evidence-Informed Policymaking](#)
- [ABC's of Evidence-Informed Policymaking](#)
- [How States Are Using Evidence to Drive Better Results](#)
- [Using Data and Evidence to Make Strategic Budget Decisions](#)
- [Taking a Cue from DOGE, States Adopt Efficiency Initiatives](#)

Other Resources

- [National Association of State Budget Officers \(NASBO\): Budget Processes in the States 2021](#)
- [Evidence-Based Policymaking Resource Center](#)
- [Results for America](#)



NCSL L E G I S L A T I V E

SUMMIT

CHICAGO ★ ★ ★ ★ JULY 27-29 | 2026





Thank you for joining today!

Carrington Skinner
Program Principal
Center for Results-Driven Governing
carrington.skinner@ncsl.org
(303) 856-1538



www.ncsl.org



@NCSLorg



Denver
7700 East First Place,
Denver CO 80230

Washington D.C.

444 North Capitol Street, N.W.
Suite 515,
Washington, D.C. 20001