

# **FY27 Initial AOE Education Finance Update**

---

**Vermont Agency of Education**

**January 9, 2026**

# Introduction – Ed Finance Division Staffing Update

---

- Kelly Murphy, Education Finance Director
- Ted Gates, Senior Fiscal Analyst
- Vacant, Fiscal Analyst (realigned position)
- Nicole Gray, Education Research & Information Specialist III
- Robert Coathup, School Finance Analyst III
- Julie Robinson, Financial and System Analyst

# FY27 District Budgets Data Timeline

---

- December 1<sup>st</sup> Letter – a preliminary, estimated percentage growth per district, (80% response rate, state average 5.8% growth).
  - (FY26 estimate was 5.71%. Actual Ed Spend growth was 5.73%)
- LTWADM Collection – Superintendent sign-offs by early Jan.
- Preliminary Budget Collection – Rolling submissions, due by mid Feb.
- Final Budget Collection – Districts submit to AOE after 30 day waiting periods

# LTWADM Process and Inputs

---

- Student enrollment and demographic information collection, early Oct through mid Nov
- ADM is a function of enrollment status and entry or exit dates, highly dependent on data integrity in Student Information Systems (SIS). Data Managers work iteratively with DMAD on EdFi extract process.
- Weighting (LTWADM) - shared iteratively by Ed Finance team with Business Mgr's
  - Grade levels
  - Free and Reduced Lunch (FRL) status or Direct Cert
  - English Language Learners (ELL)
  - District Sparsity
  - Small Schools
  - (Early College phantoms or State Placed Students)

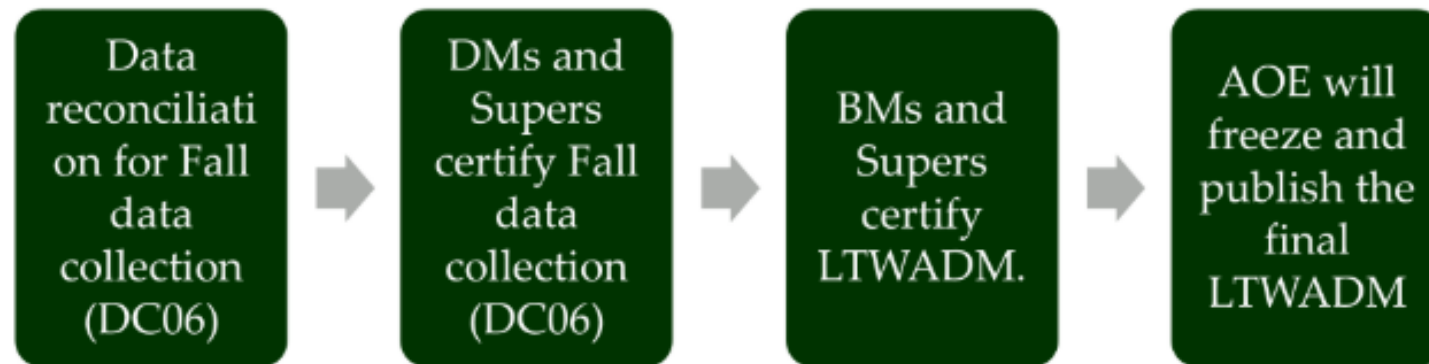
# LTWADM Timelines

---

- Key dates for Fall Collection and LTWADM:
- **October 1:** AOE will begin the Fall ADM data collection, to be due by November 15. Data Managers will work with AOE ([AOE.SLDSSupportGroup@vermont.gov](mailto:AOE.SLDSSupportGroup@vermont.gov)) to ensure timely and accurate data collection.
- **October 16:** AOE Webinar to review the LTWADM. The intended audience is both Data Managers and Business Managers.
- **October/November:** AOE will make available its LTWADM calculations for districts, as complete and accurate data is submitted. (The LTWADM Calculator Excel file will be updated regularly and made available for download from the AOE Sharepoint site.)
- **November 15:** Fall ADM close date. Weekly Office Hours begin for LTWADM – until December 15. The AOE will respond to data questions or issues.
- **December 1:** Data reconciliation for Fall ADM collection should be complete. AOE will share the proposed final calculated LTWADM. District Administration will have two (2) weeks to certify by signing off.
- **December 12:** Proposed deadline to certify LTWADM.
- **December 15:** AOE will freeze and publish the final LTWADM once all LTWADM certifications are received.

# LTWADM Update (cont)

---



# LTWADM FY 27 as of 1/9

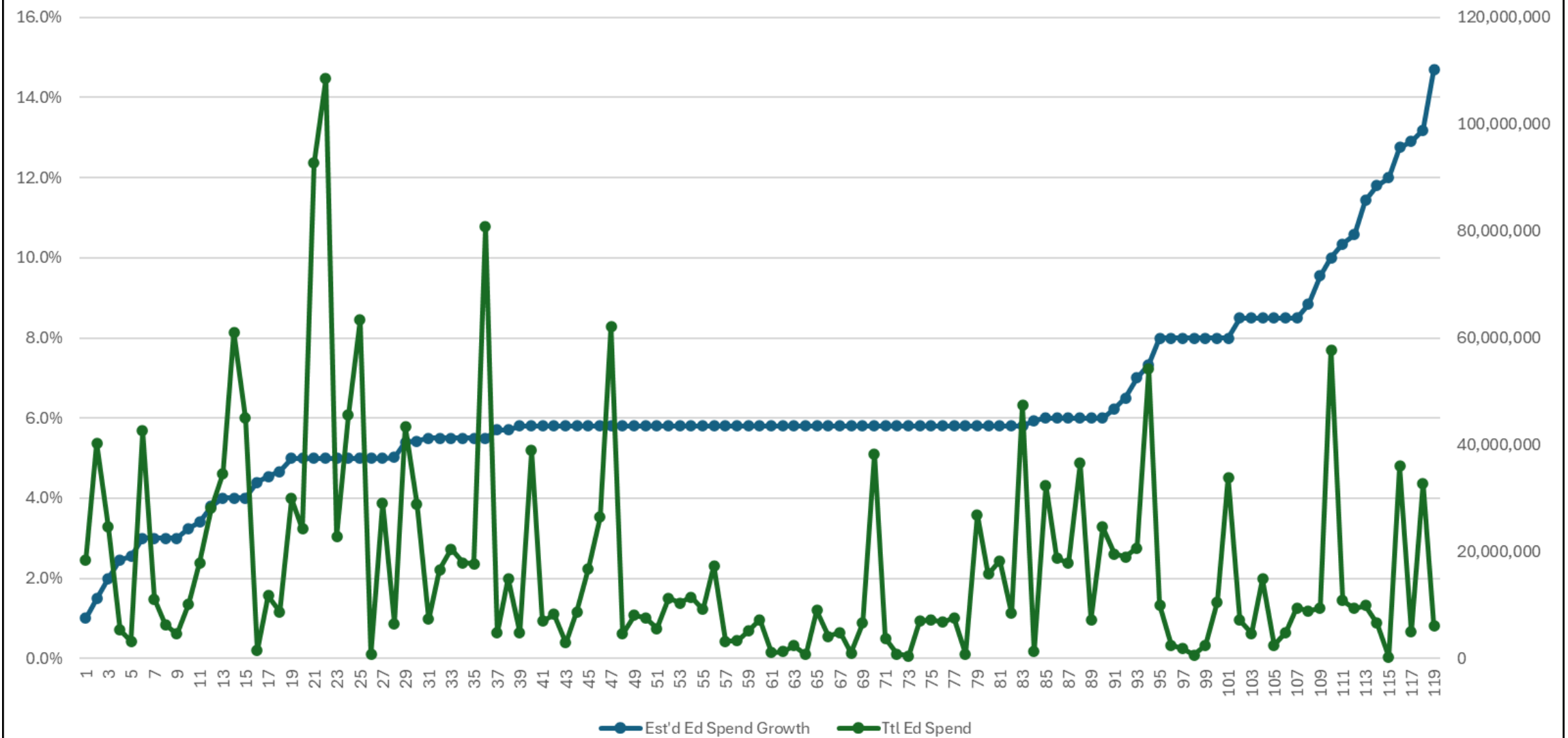
---

	Final Certification complete	Requested Final Sign off (AOE final data checks)	Have not requested sign off
ADM (DC04)	48/52	2/52	2/52
LTWADM	80/119	17/119	22/119

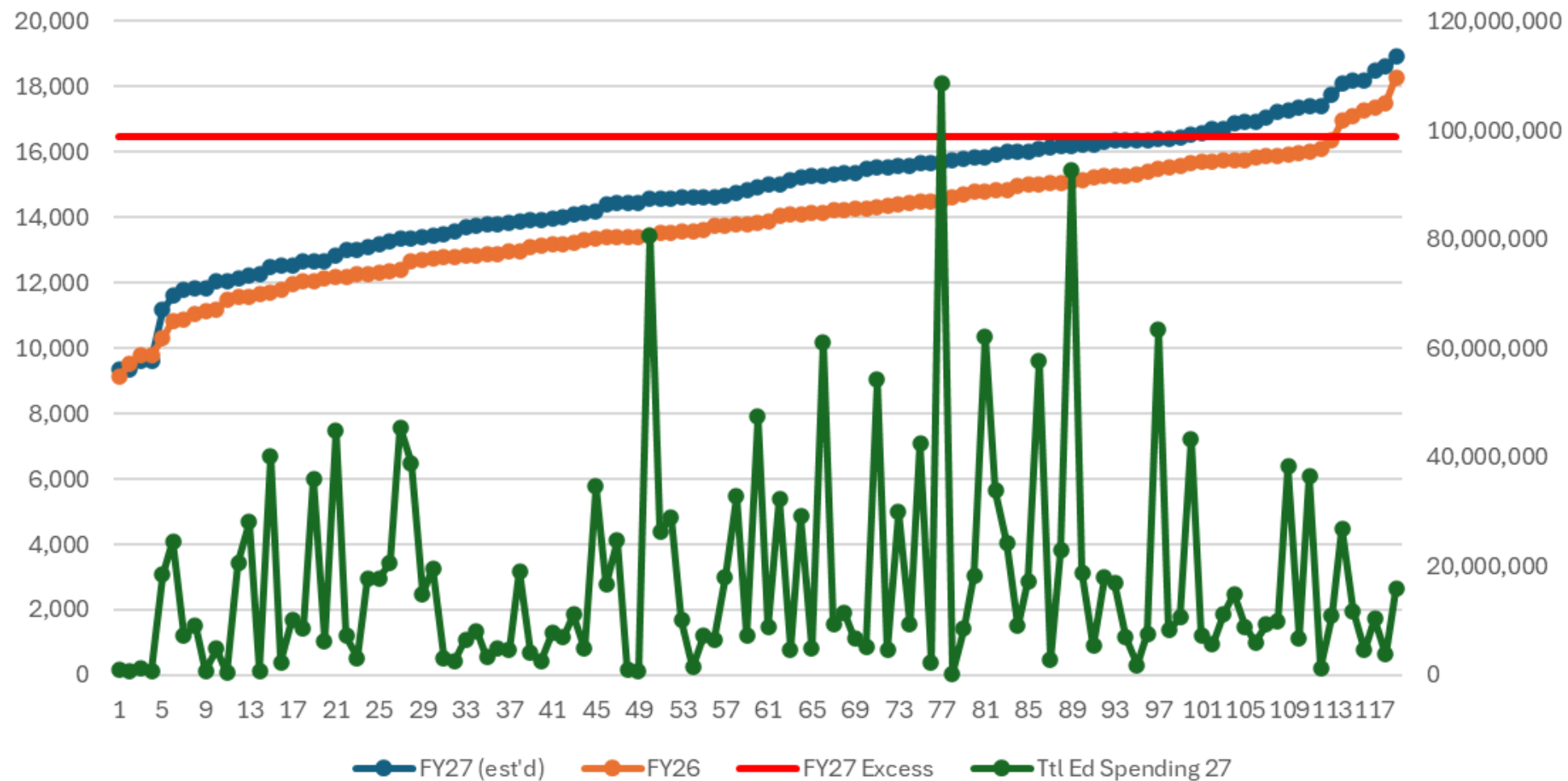
# **FY 27 Preliminary Budgets**

---

Dec. 1 Estimated FY27 Ed Spending Growth Rates, (low to high, by district)



## Prelim Ed Spending per LTWADM (by district, lowest to highest)



# Excess Spending

---

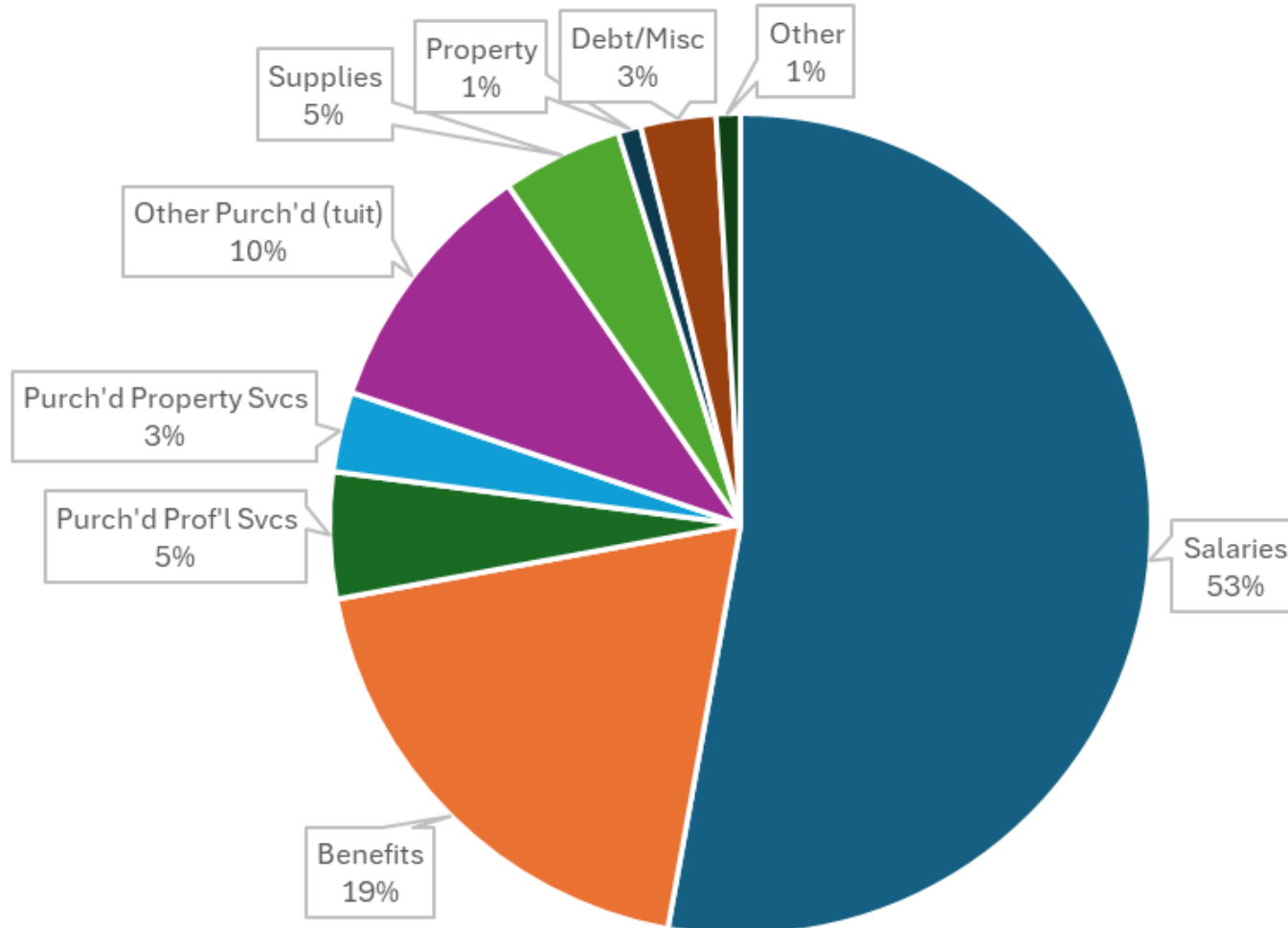
- The excess spending threshold is only applied to ed spending per LTWADM after excluding principal and interest payments for bonds approved before July 1, 2024.
- The excess spending threshold is 118% of the average ed spending for FY25, adjusted annually for inflation.
- In FY26, 6 districts were over the threshold (by anywhere from \$400 to \$1500 over).
- The threshold for FY26 is \$15,926 and for FY27 is \$16,470 (vs. \$18,756 in FY21).
- We won't know excess spending for FY27 until we collect their principal and interest exclusion amounts (In FY26, 38 districts declared about \$40M in excluded spending).

# Cost Driver Trends (self-reported by SU/SDs)

---

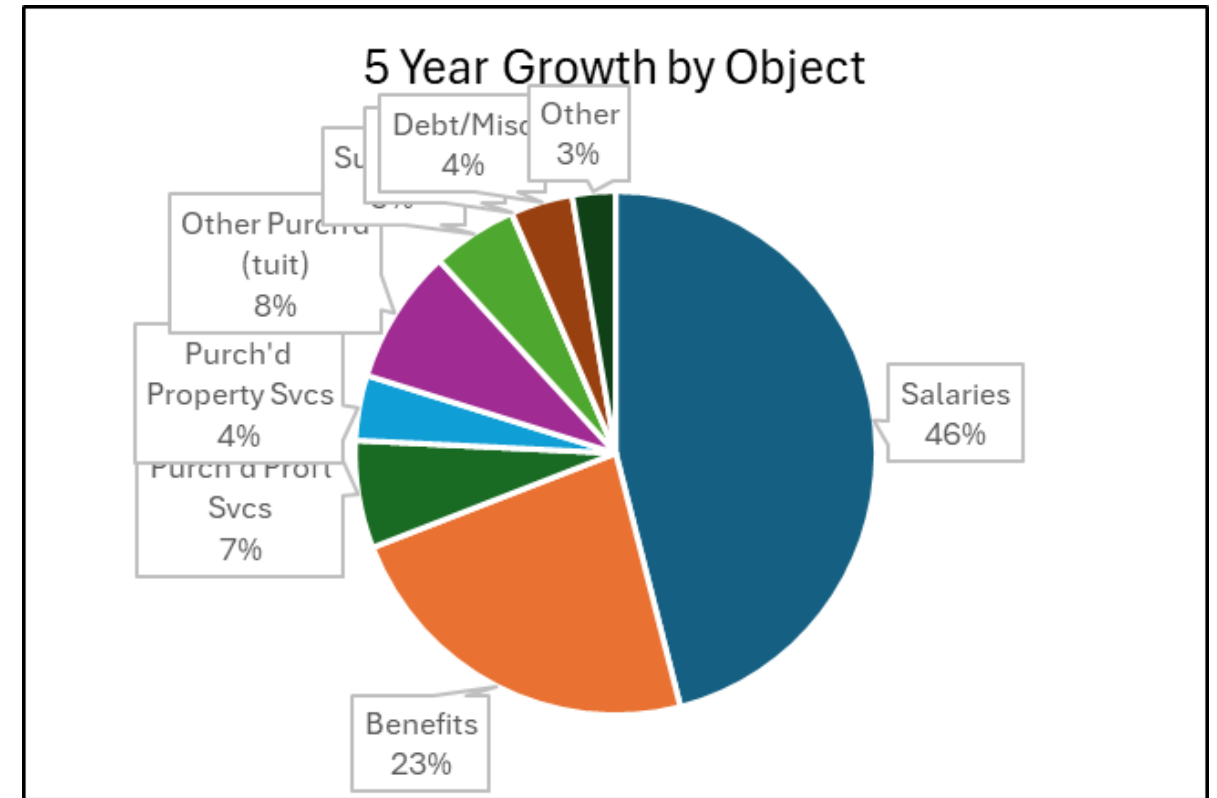
- Salaries
- Health Insurance
- Facilities/Capital
- Transportation
- Act 173
- Declining pupil counts
- Tuition increases
- Lower federal title funding
- Inflation adjustments
- Student supports
- Special ed costs
- AOE requirements
- Small School size inefficiencies

## FY24 General Fund expenditures by Object



# Cost Driver Trends in Major Categories

Object	5 Year Growth	Percent
Salaries	\$308,692,550	39%
Benefits	\$155,182,345	56%
Purch'd Prof'l Svcs	\$44,532,326	63%
Purch'd Property Svcs	\$26,995,757	70%
Other Purch'd (tuit)	\$56,070,403	36%
Supplies	\$35,416,592	62%
Property	-\$247,882	-1%
Debt/Misc	\$25,766,318	65%
Other	\$18,034,725	141%
	\$670,443,133	46%



# Questions?