

State Fiscal Year 2026 Clean Water Budget at a Glance

State Fiscal Year 2026 Clean Water Budget by Funding Source

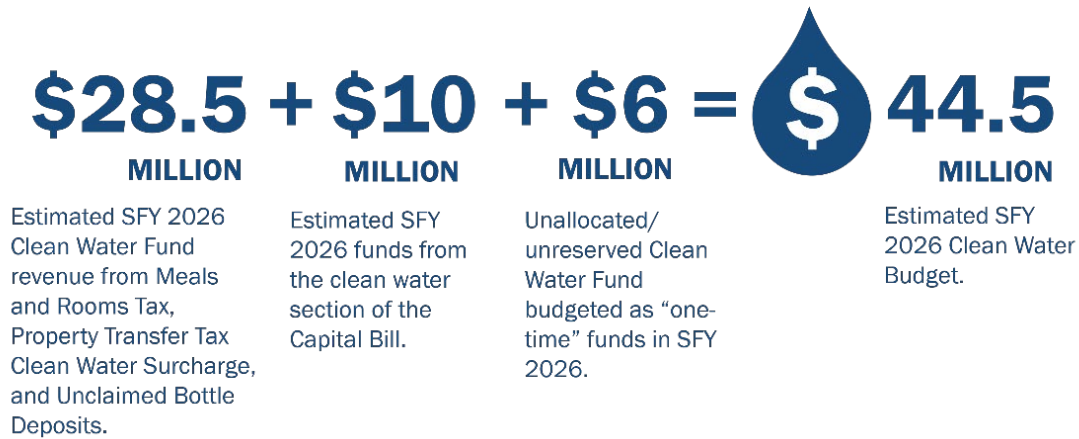


Figure 1: State Fiscal Year 2026 Clean Water Budget totals by funding source. The SFY 2026 Clean Water Budget totals approximately \$44.5 million, and is made up of:

- \$28.5 million in forecasted SFY 2026 Clean Water Fund revenue,
- \$6 million in unallocated/unreserved Clean Water Fund revenue recommended to be programmed as “one-time” funds, and
- \$10 million from the Clean Water section of the Capital Bill.

See page 5 of the SFY 2026 Policy Document for the proposed SFY 2026 Clean Water Budget recommendation sheet.

State Fiscal Year 2026 Clean Water Budget by Priority Tier

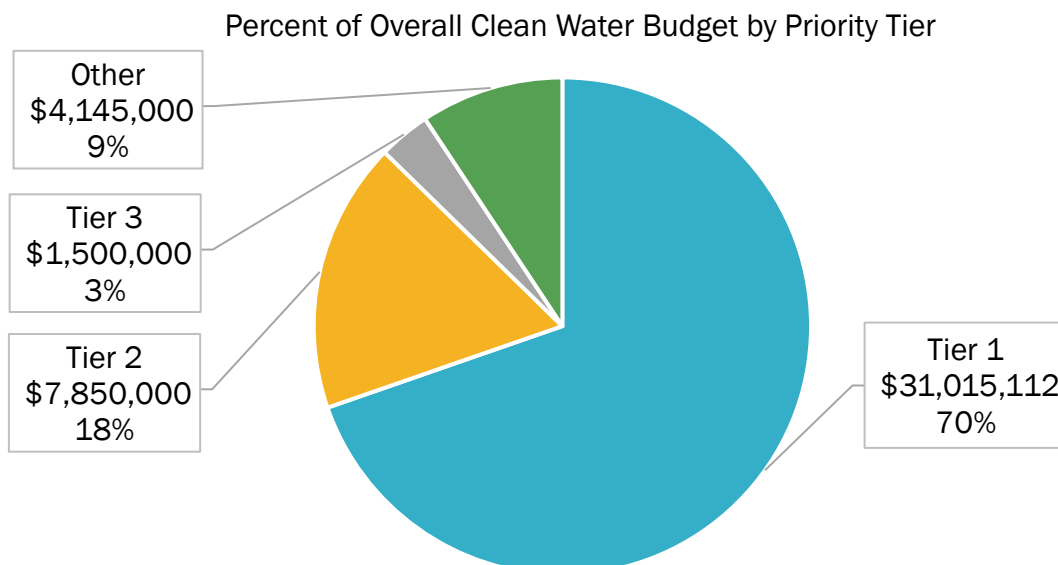


Figure 2: Percent of Overall Clean Water Budget by Priority Tier. The Clean Water Board separates funding programs into Tiers 1-3 and Other, where the highest priority programs are considered Tier 1 and the lowest priority programs are considered Tier 3 or Other. Statute determines for the Board which types of programs are first, second, and third priority. This pie chart summarizes how the total Clean Water Budget, including both Clean Water Fund and Capital Bill dollars, is allocated across priority tiers: 70% is allocated to Tier 1 initiatives, 18% to Tier 2 initiatives, 3% to Tier 3 initiatives, and 9% to “other” initiatives. The Board allocates more funding towards higher priority tiers. These tiering percentages will differ when looking at the Clean Water Budget by Clean Water Fund and Capital Bill funding source.

See page 8 of the SFY 2026 Policy Document for more details.

Clean Water Budget by Funding Source and State Fiscal Year

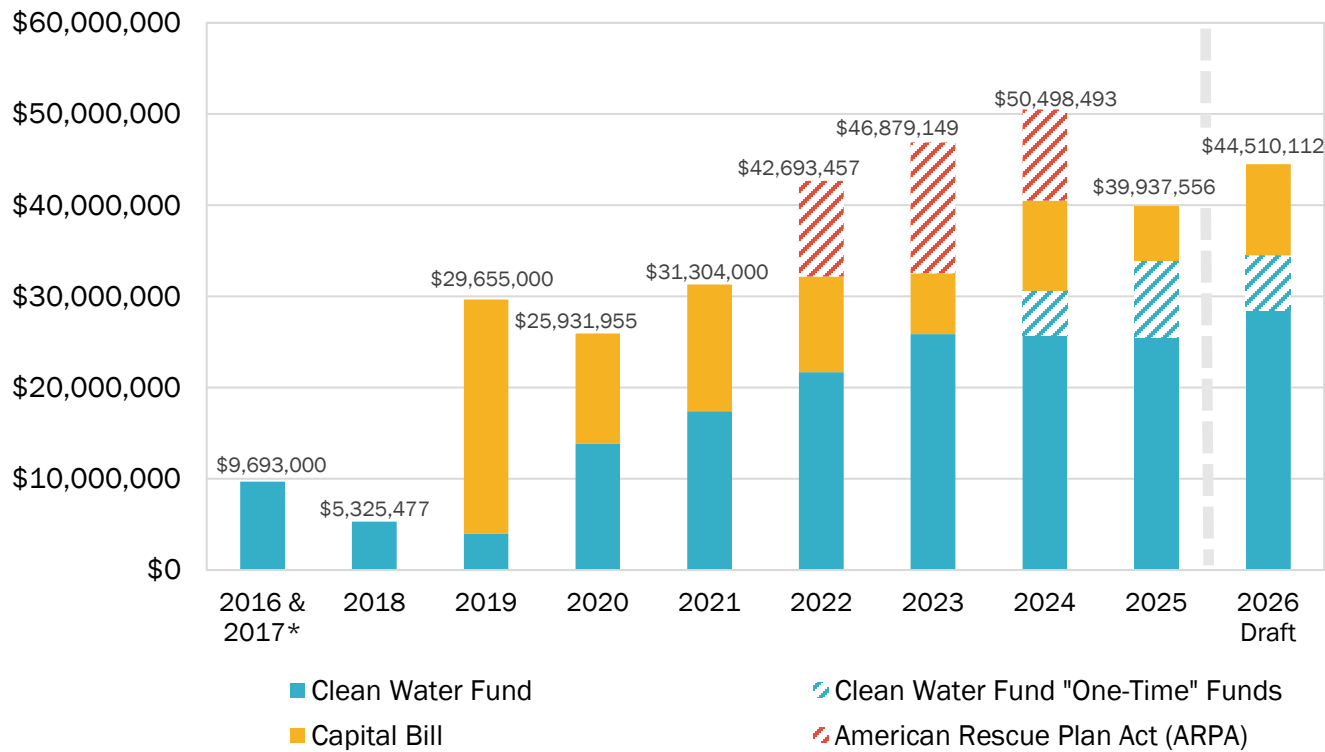


Figure 3: Clean Water Budget by Funding Source and State Fiscal Year (SFY). This bar chart shows the full SFY 2026 Clean Water Budget draft (far right vertical bar) compared to prior fiscal year approved budgets (SFY 2016-2025). The SFY 2026 Budget represents a \$4.5 million increase compared to SFY 2025. This positive change is because of recent economic trends and the effect of interest income on fund balance.



Access the SFY 2026 Policy Document from the Clean Water Board site page: dec.vermont.gov/water-investment/cwi/clean-water-board

