

The logo features a stylized green mountain range with a small orange crescent moon positioned above the peaks.

VERMONT

CANNABIS CONTROL BOARD

Cannabis Control Board FY27 Budget Request

Senate Committee on Appropriations
Friday, January 30, 2026





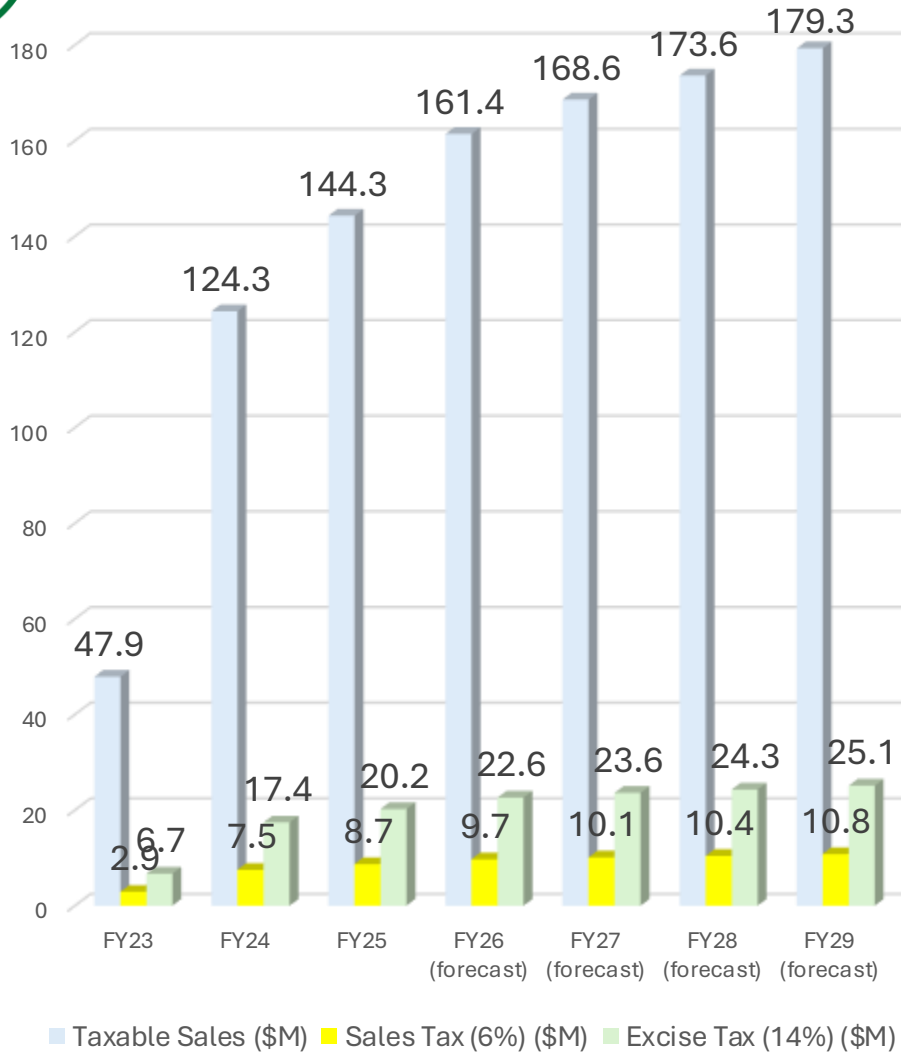
The Cannabis Control Board is responsible for administering the adult-use and medical cannabis programs in the State of Vermont.

The Board is guided by 7 Core Principles that serve as a strategic vision for regulating cannabis in Vermont.

- **Social Equity**
The Board is committed to addressing the disproportionate harms caused by cannabis prohibition on historically marginalized communities. Equity, accessibility, and data-driven evaluation are core to building and adjusting a fair regulatory framework.
- **Legacy Market and Small Cultivators**
The Board seeks to bring legacy operators and small cultivators into the regulated market by reducing barriers to entry and supporting innovation and economic participation.
- **Energy, Environment, and Land Use**
Environmental stewardship is a foundational principle of Vermont's cannabis program. The Board prioritizes outdoor and mixed-tier cultivation and supports industry education to align environmental goals with regulatory compliance.
- **Youth Prevention and Education**
The Board aims to prevent youth cannabis use through thoughtful regulation and public education, while ensuring consumers understand the potential risks of cannabis consumption.
- **Consumer Protection**
The Board is committed to ensuring that cannabis products sold in Vermont are tested, accurately labeled, and free from harmful contaminants, relying on interagency expertise to uphold consistent safety standards.
- **Medical Program Services**
The Board will maintain continuity of access to the medical program while reducing regulatory burdens, improving affordability and safety, and supporting education for health care professionals.
- **Public Safety**
The Board views cannabis legalization as a harm-reduction strategy when implemented responsibly, with safeguards that protect public health and safety.



Cannabis Sales and Tax Trends

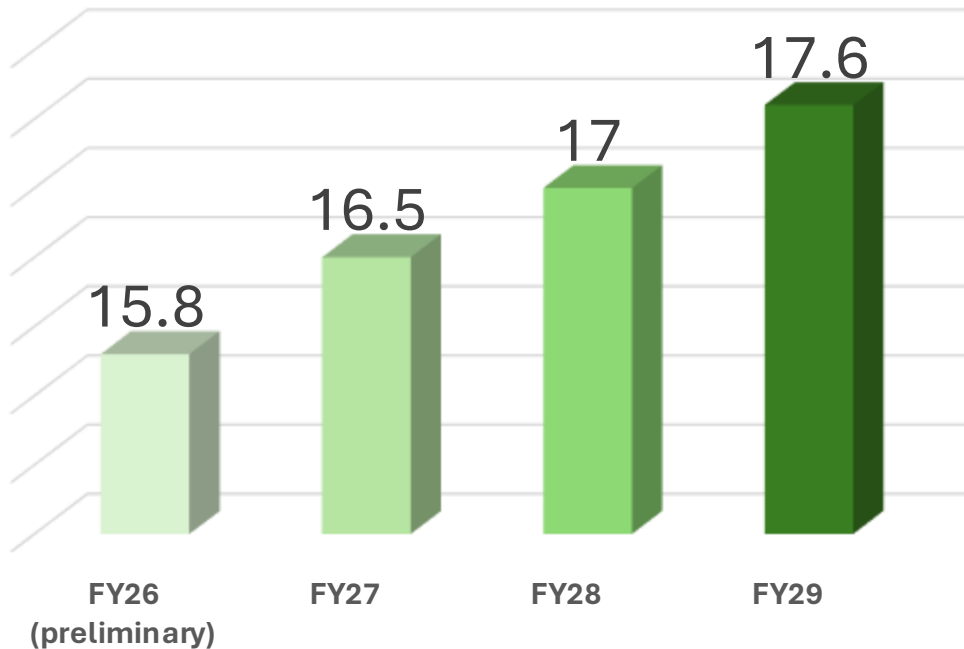


- Revenue and Tax Data is based on Consensus JFO and Administration Forecast- January 2026.
- All Sales Tax revenue supports the Universal Afterschool and Summer Special Fund administered by the Department of Education.
- Excise Tax revenue goes directly into the General Fund.
 - *30% of the Excise Tax revenue is dedicated to the Substance Misuse Prevention Special Fund.*



Available General Tax Revenue Forecast

Available General Fund Revenue (\$M)

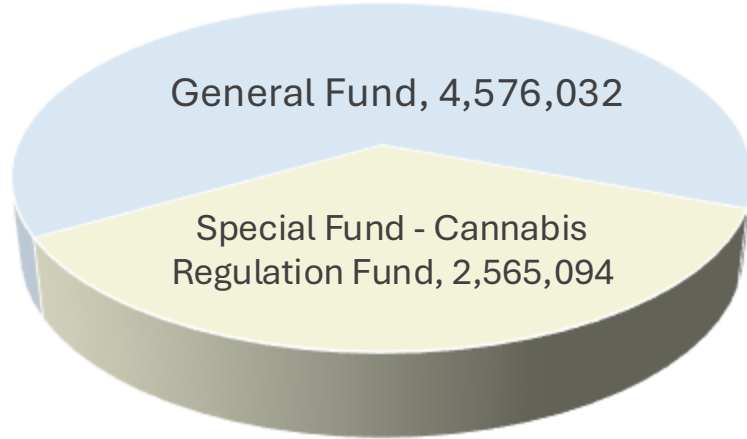


• All figures shown are based on the January 2026 Consensus Forecast developed by the Joint Fiscal Office (JFO) and the Administration.

- The difference between projected total Excise Tax revenue (shown on the prior slide) and projected available General Fund revenue (shown here) reflects the statutory dedication of 30% of Excise Tax revenues to the Substance Misuse Prevention Special Fund. As a result, available General Fund revenue is 30% lower than total Excise Tax collections.
- For FY27, the CCB will fund approximately 1/3 of its budget through fees and penalties collected in the Cannabis Reg Fund, and the remaining 2/3 of its operating costs through General Fund appropriations (approximately \$4.5 million, as shown on the following slide). While structured differently, CCB will continue to draw on Excise Tax revenue indirectly to support its operations.



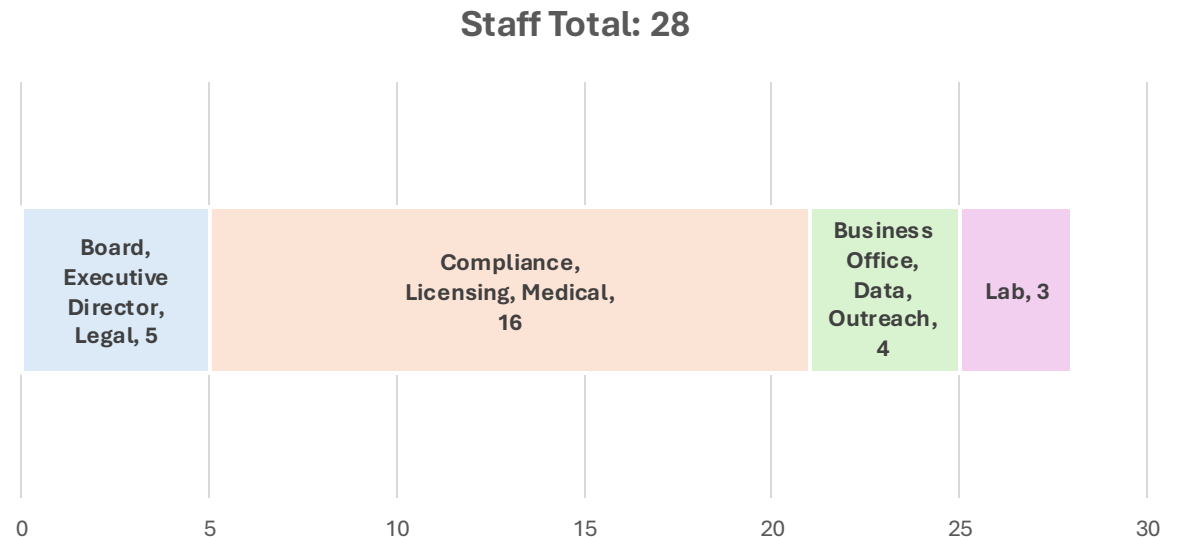
Governor's Recommended Budget FY 2027



- \$4,576,032 – General Fund
- \$2,565,094 – Cannabis Regulation Fund

CCB Staffing Overview

- **5 exempt positions** - Board, executive, and legal
- **16 staff** dedicated to compliance, licensing, and the medical program
- **4 staff** in business operations, data, and outreach
- **3 positions** supporting laboratory operations





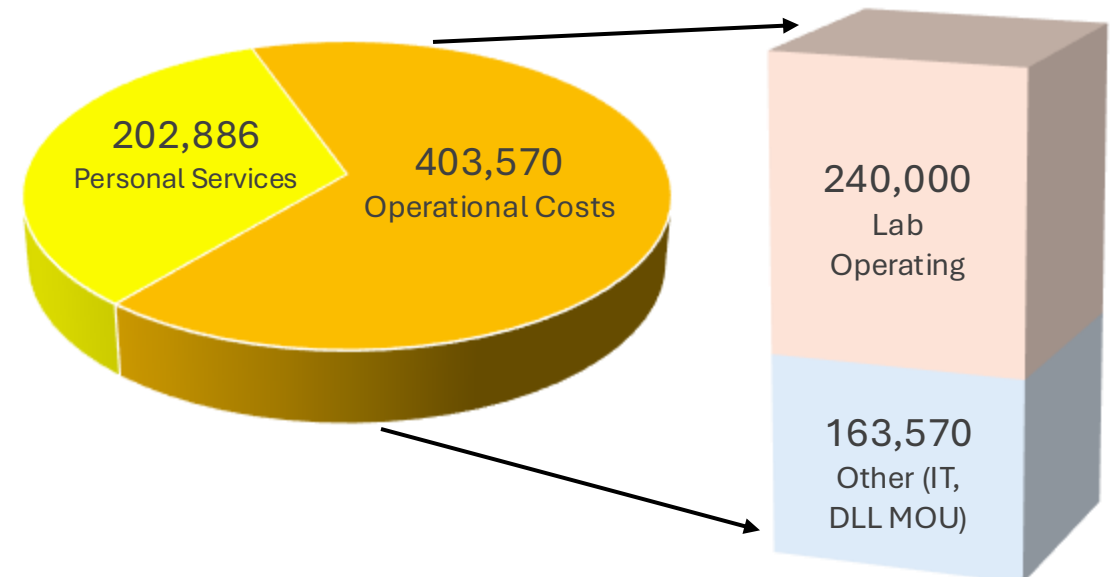
FY27 Budget Increase Overview

- CCB Lab annual subscriptions & maintenance costs:
 - LIMS subscription and maintenance
 - Lab proficiency testing subscription
 - Waste removal, etc.
- CCB lab consumables:
 - reagents/solvents
 - standards/QC
 - sample containers/vials/caps
 - instrument carrier gases
 - analytical columns/validation materials
 - pathogen test kits
 - hood replacement filters
 - pipet tips/gloves, glassware/etc.

Total Budget Increase: \$611,456 (9.4%)

Breakdown:

- \$202,886 – Personal Services (*salaries, wages and 3rd Party services*)
- \$403,570 – Operating Costs, including:
 - \$240,000 – towards annual CCB lab operating costs (*see side table for examples*)
 - \$163,570 – towards other operating costs (*IT/ADS, DLL MOU*)





State of Vermont
FY2027 Governor's Recommended Budget
Rollup Report

Organization: 02330 - Cannabis Control Board

Budget Object Group: 1. PERSONAL SERVICES

Budget Object Rollup Name	FY2025 Actuals	FY2026 Original As Passed Budget	FY2026 Governor's BAA Recommended Budget	FY2027 Governor's Recommended Budget	Difference Between FY2027 Governor's Recommended and FY2026 As Passed	Percent Change FY2027 Governor's Recommended and FY2026 As Passed
Salaries and Wages	1,906,710	2,184,191	2,184,191	2,432,050	247,859	11.3%
Fringe Benefits	1,217,639	1,515,693	1,515,693	1,689,749	174,056	11.5%
Contracted & 3rd Party Service	228,006	414,745	414,745	396,000	-18,745	-4.5%
Per Diem & Other Pers Services	862	351,659	351,659	151,375	-200,284	-57.0%
Budget Object Group Total: 1. PERSONAL SERVICES	3,353,217	4,466,288	4,466,288	4,669,174	202,886	4.5%

Budget Object Group: 2. OPERATING

Budget Object Rollup Name	FY2025 Actuals	FY2026 Original As Passed Budget	FY2026 Governor's BAA Recommended Budget	FY2027 Governor's Recommended Budget	FY2027 Governor's Recommended to FY2026 As Passed	Percent Change FY2027 Governor's Recommended and FY2026 As Passed
Equipment	0	23,000	23,000	2,000	-21,000	-91.3%
IT/Telecom Services and Equipment	961,655	1,462,415	1,462,415	1,642,998	180,583	12.3%
IT Repair and Maintenance Services	454	2,575	2,575	2,600	25	1.0%
Other Operating Expenses	454	5,012	635,162	6,100	1,088	21.7%
Other Rental	58,491	91,941	91,941	91,000	-941	-1.0%
Other Purchased Services	67,806	128,718	128,718	235,954	107,236	83.3%
Property & Maintenance	963	1,027	1,027	2,550	1,523	148.3%
Property Rental	581,537	294,593	294,593	290,000	-4,593	-1.6%
Supplies	15,879	29,200	29,200	169,250	140,050	479.6%
Travel	10,273	14,901	14,901	14,500	-401	-2.7%
Budget Object Group Total: 2. OPERATING	1,697,512	2,053,382	2,683,532	2,456,952	403,570	19.7%



**State of Vermont
FY2027 Governor's Recommended Budget
Rollup Report**

Organization: 02330 - Cannabis Control Board

Budget Object Group: 3. GRANTS

Budget Object Rollup Name	FY2025 Actuals	FY2026 Original As Passed Budget	FY2026 Governor's BAA Recommended Budget	FY2027 Governor's Recommended Budget	Difference Between FY2027 Governor's Recommended and FY2026 As Passed	Percent Change FY2027 Governor's Recommended and FY2026 As Passed
Grants	12,875	10,000	10,000	15,000	5,000	50.0%
Budget Object Group Total: 3. GRANTS	12,875	10,000	10,000	15,000	5,000	50.0%

Total Expenditures	5,063,604	6,529,670	7,159,820	7,141,126	611,456	9.4%
---------------------------	------------------	------------------	------------------	------------------	----------------	-------------

Fund Name	FY2025 Actuals	FY2026 Original As Passed Budget	FY2026 Governor's BAA Recommended Budget	FY2027 Governor's Recommended Budget	Difference Between FY2027 Governor's Recommended and FY2026 As Passed	Percent Change FY2027 Governor's Recommended and FY2026 As Passed
General Funds	0	0	0	4,576,032	4,576,032	#DIV/0!
Special Fund	5,063,604	6,529,670	7,159,820	2,565,094	-3,964,576	-60.7%
Funds Total	5,063,604	6,529,670	7,159,820	7,141,126	611,456	9.4%

Position Count	28.0
FTE Total	27.8

The logo features a stylized green mountain range with a small orange crescent moon positioned above the rightmost peak.

VERMONT

CANNABIS CONTROL BOARD

Cannabis Control Board FY27 Budget Request

Senate Committee on Appropriations
Friday, January 30, 2026

Thank you!

