

Department Public Service

FY26 Budget



Commissioner Kerrick Johnson

Deputy Commissioner Brittney Wilson

Table of Contents

Department Mission Summary ----- 3

Department Organization Chart ----- 4

Public Service Accomplishments ----- 5

Special Fund Sources ----- 14

Federal Funds at PSD ----- 17

Budget Pressures & Highlights ----- 19

Budget Reports ----- 20

- Budget Development Form
- Budget Detail Report
- Budget Roll up Report
- Interdepartmental
- Federal Receipts
- Grants Out
- Position Summary

Full Department Mission ----- 39

Narrative ----- 40

Program Performance Measures ----- 45

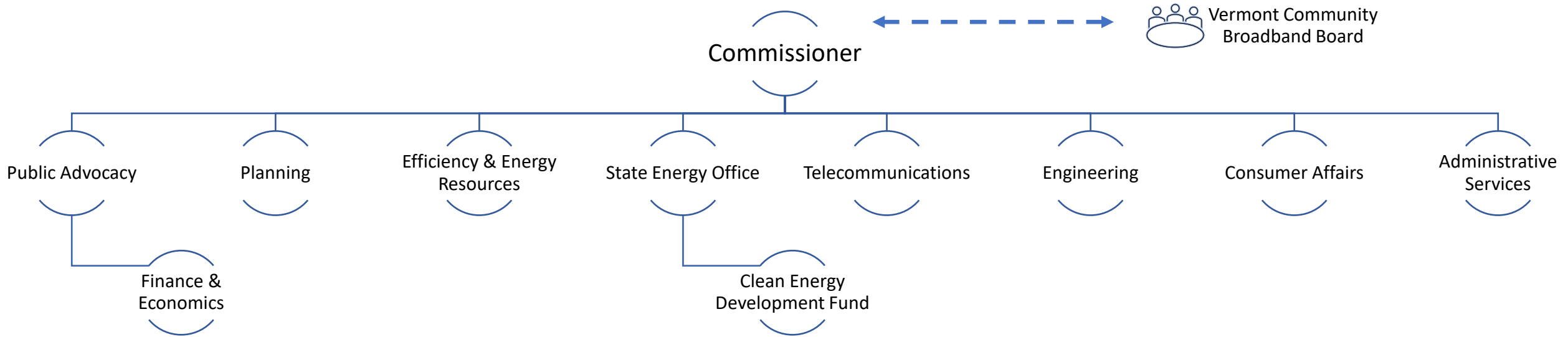


The Department of Public Service represents public interest in energy, telecommunications, water and wastewater utility matters



- ***Mission:*** Serve all citizens through public advocacy, planning, programs and other actions that meet the public’s need for least cost, environmentally sound, efficient, reliable, secure, sustainable and safe energy, telecommunications and regulated utility systems in the state for the short and long term.

Public Service Department Organization Chart



Public Service Accomplishments



Telecommunications

10 Year Telecommunications Plan

- 54 Stakeholders Interviewed
- Robust Workforce Analysis
- 7 Hybrid Public Comment Sessions
- Over 75 pages of Public Comment

2024/2025 Mobile Wireless Drive Test

- 600+ Responses on Coverage Survey
- 5800 Miles Driven in November 2024
- Coverage map build out underway

More to come in Spring 2025.



A decorative background on the left side of the slide features several white paper cutouts of human figures holding hands, set against a green background. The cutouts are arranged in a line, with some overlapping. The overall aesthetic is clean and modern.

Consumer Assistance & Public Affairs

Number of consumer complaints investigated

2020: 2240
2021: 3066
2022: 1611
2023: 1451
2024: 1538

Instances that CAPI assisted utilities with a question regarding regulatory procedure

2020: 42
2021: 26
2022: 30
2023: 47
2024: 49

Consumer complaints resolved within 30 days

2020: 91%
2021: 89%
2022: 92%
2023: 87%
2024: 90%

Number of CAPI contacts (including investigations)

2020: 4490
2021: 6228
2022: 3244
2023: 2567
2024: 2368

Planning Division

Completed engagement and [report](#) on successor to Group Net Metering, recommending creation of a Community Renewables program supported by cost containment elsewhere in the electric sector

Provided cost oversight and evaluation for over a dozen electric rate cases, lessening several proposed rate increases

Supported appropriate utility resilience investments, creating foundation for better transparency, oversight and verification of benefits

Developed public energy data dashboard for launch in early 2025 to increase the availability and transparency of energy data in Vermont

Efficiency and Energy Resources Division



Building Energy Codes

Finalized Vermont's Commercial and Residential Energy Code books and handbooks, and updated REScheck software



EEU DRP Proceedings

Ensured Energy Efficiency Utilities (EEU) Demand Resource Plan compliance

- Performance evaluations
- Potential assessment
- Market characterization studies



Clean Heat Standard

Delivered *Thermal Sector Potential Study* to the PUC. Represented rate-payers in Technical Advisory Group and Equity Advisory Group. Participated in economic modeling workshop with PUC

Nuclear Decommissioning
Citizens Advisory Panel
meetings facilitated

2021: 16
2022: 10
2023: 8
2024: 7

Number of electrical
petitions reviewed

2021: 84
2022: 70
2023: 64
2024: 70

Underground damage prevention
cases processed

2021: 115
2022: 87
2023: 117
2024: 126

Gas pipeline safety
inspection -person days

2021: 99
2022: 85
2023: 85
2024: 86

Engineering Division



**Public
Advocacy**

Number of cases
reviewed

2021: 1009

2022: 1528

2023: 1020

2024: 1225

Number of cases
reviewed but remain
open

2021: 93

2022: 345

2023: 244

2024: 271

State Energy Office – Federal Funding

ARPA Funding

- Administering **\$72 M** to support low- and moderate income households with:
 - \$30 million for moderate income weatherization
 - \$10 million for flood recovery
 - \$20 million for electric panel upgrades
 - \$5 million for heat pump water heater installations
 - \$7 million for battery storage and load management

IIJA Funding

- Deploying \$20 M funding for:
 - \$1.6 million to support Municipal Efficiency Projects
 - \$3 million State Energy Program Funding to complete
 - Workforce Development and Training
 - Equity and Engagement work at the Department
 - ~\$15 million for utility grid investments that reduce the frequency & duration of outages

State Energy Office – Federal Funding

Inflation Reduction Act (IRA) – *negotiating awards*

- ***Home Energy Rebate Program from Department of Energy:***
 - \$29 million for home efficiency and weatherization
 - \$29 million for electrification rebates
 - \$1 million for contractor training and workforce development
- ***Solar for All Program from Environmental Protection Agency***
 - \$15 million for *Residential Assistance in Solar Energy (RAISE)*
 - \$22 million for *Multifamily Affordable Solar Housing (MASH)*
 - \$21 million for *Affordable Community Renewable Energy (ACRE)*

DPS FY26 Budget Request by Fund Type

Funds as Percentage of Total Budget Request

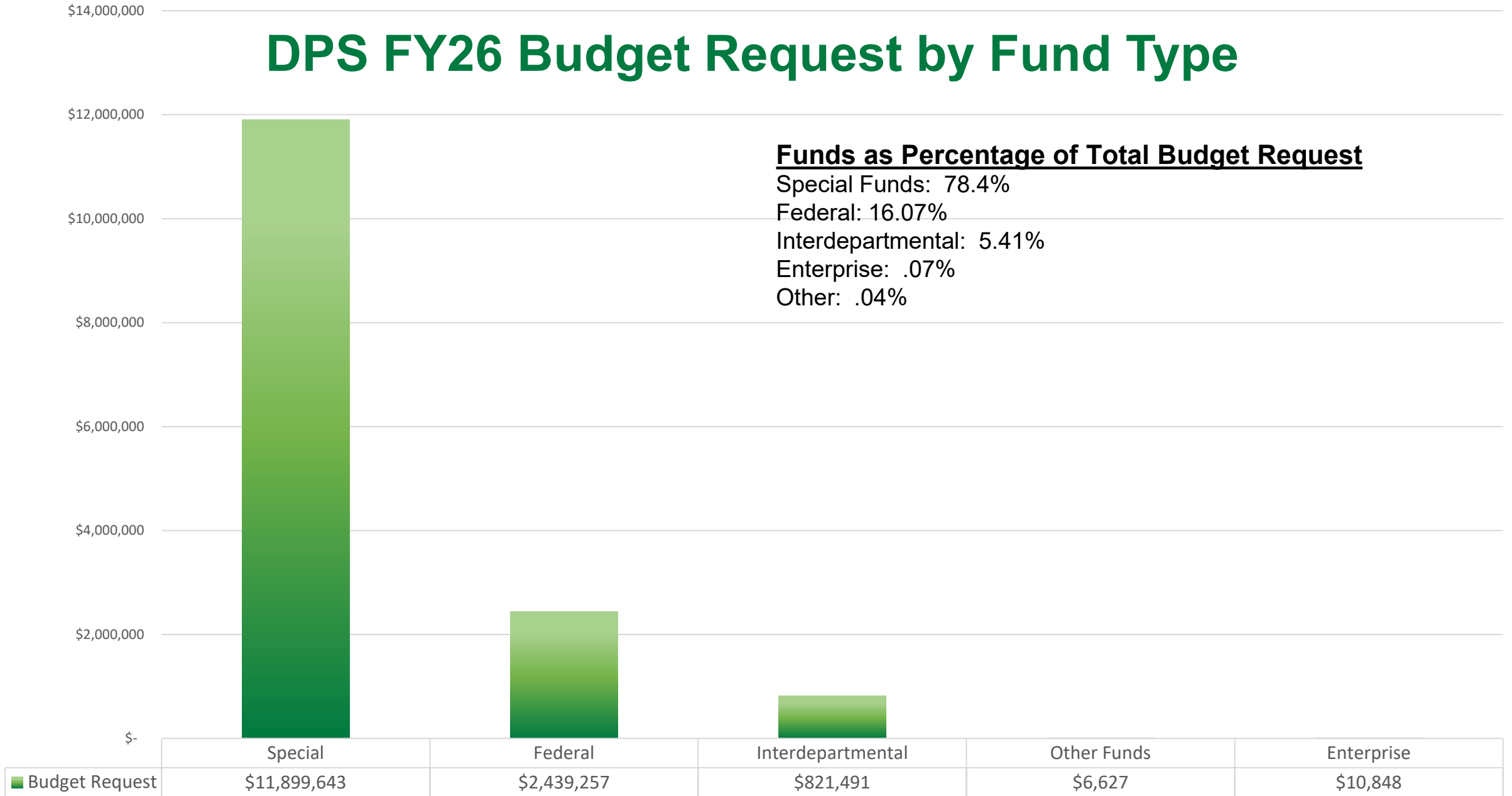
Special Funds: 78.4%

Federal: 16.07%

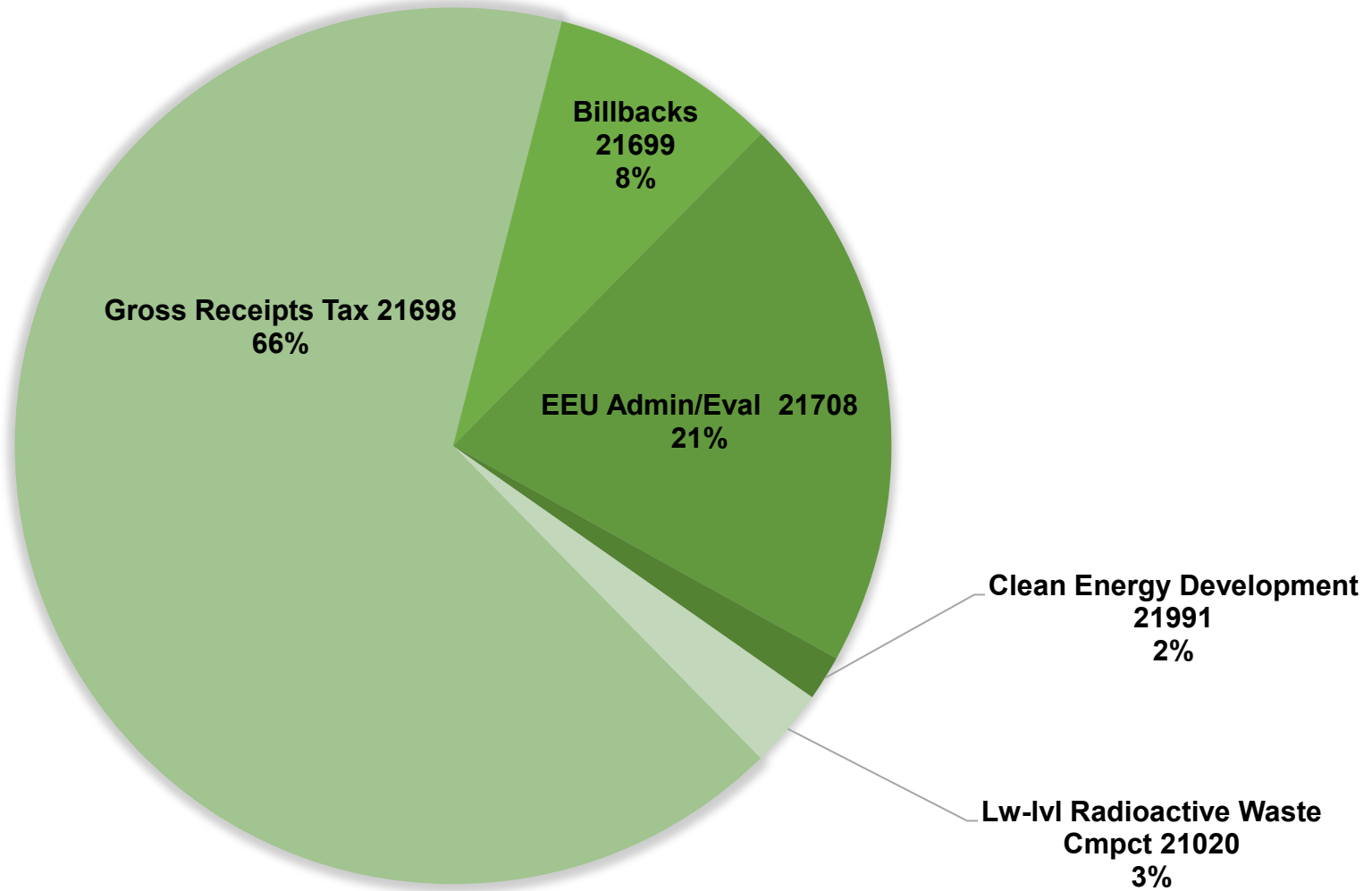
Interdepartmental: 5.41%

Enterprise: .07%

Other: .04%



DPS FY26 SPECIAL FUNDS



Special Funds account for 78.4% of Budget Request

Special Fund Budget: \$11,899,643

Budgeted Amounts

- Gross Receipts Tax: \$7,897,472
- EEU Admin/Eval: \$2,458,948
- Billbacks: \$1,000,000
- Lw-lvl Radioactive Waste Compact: \$345,518
- Clean Energy Development: \$197,705



Federal Funding at DPS

“Legacy” Awards

State Energy Program:

3 years \$1,223,640

Pipeline Safety:

1 year \$259,693

One-Call:

1 year \$46,767

State Heating Oil & Propane Program:

9 years \$50,000

DPS has received these awards for many years. Each existed prior to the COVID pandemic.

Federal Funding at DPS

IRA / BIL / IIJA Awards

Energy Efficiency & Conservation Block Grant:	3 years	\$1,594,420
State Energy Program – BIL:	6 years	\$3,000,000
Enhancing the Resilience of the Electric Grid:	8.75 years	\$8,404,471
Sustainable Energy in Schools & Public Buildings:	2.25 years	\$1,000,000
Energy Efficiency Revolving Loan Fund:	5 years	\$690,050
Home Energy Efficiency Rebate Program:	2 years	\$29,303,666
High Efficiency Electric Home Rebate Program:	5 years	\$29,192,160
VT Energy Code Update & Zero Energy Code Adoption:	1 year	\$4,484,570
Home Energy Efficiency Contractor Training Grant:	3 years	\$1,048,680
Solar For All:	5 years	\$62,050,000

Budget Pressures & Highlights

BUDGET PRESSURES & HIGHLIGHTS



INCREASED FEDERAL
FUNDING



INTERNAL SERVICE
FEE INCREASES



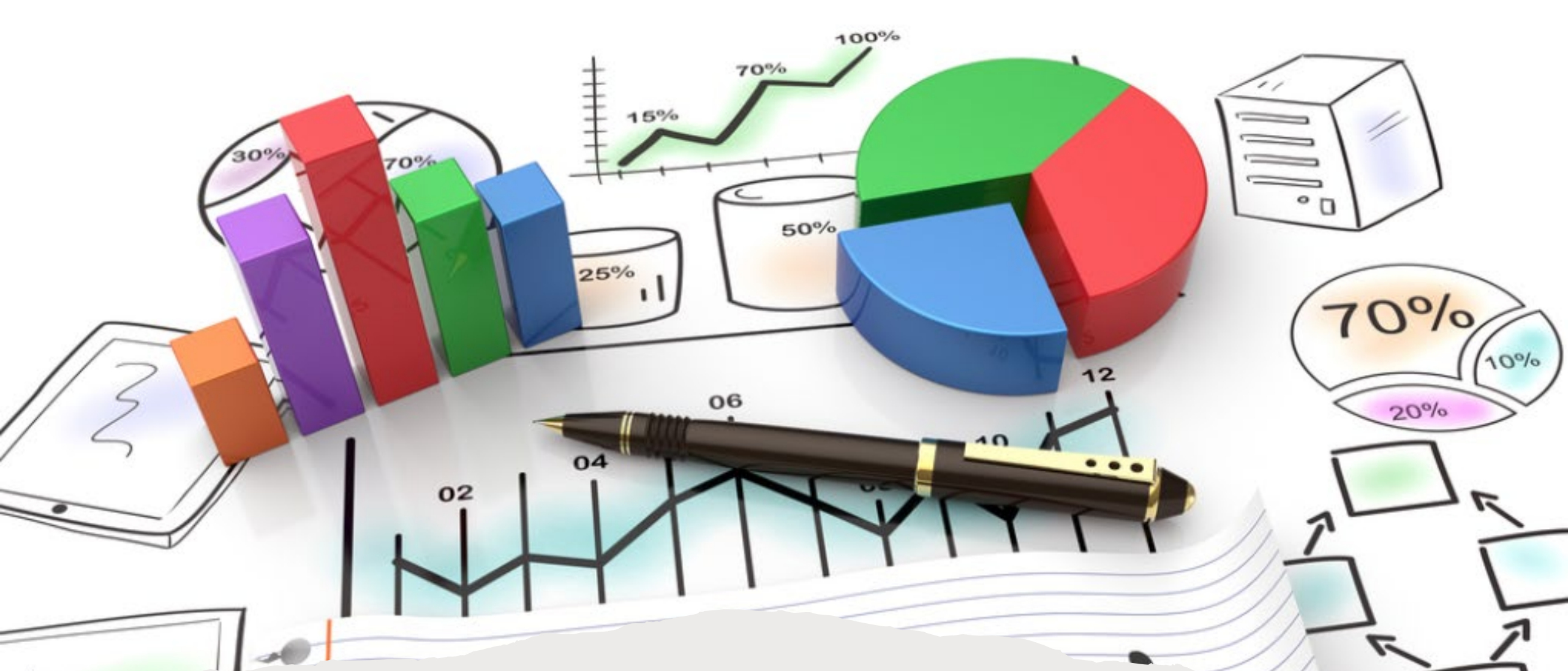
GRANTS
MANAGEMENT
SOFTWARE



CONTINUING &
EXPANDING SCOPE
OF INDIRECT RATE



EPSD DATABASE
UPGRADE
CONTINUATION



Budget Reports

Fiscal Year 2026 Budget Development Form: Department of Public Service

	Special \$\$	Federal \$\$	Interdept'l Transfer \$\$	All other \$\$	Total \$\$
Approp #1 [2240000000] Regulation and Energy: FY 2025	11,060,542	992,781	225,423	16,786	12,295,532
Approp					
Other Changes: (Please insert changes to your base appropriation that occurred after the passage of the FY25 budget]					0
FY 2025 Other Changes	0	0	0	0	0
Total Approp. After FY 2025 Other Changes	11,060,542	992,781	225,423	16,786	12,295,532
CURRENT SERVICE LEVEL/CURRENT LAW	1,091,683	1,446,476	596,068	689	3,134,916
<i>Personal Services</i>	<i>120,043</i>	<i>1,312,276</i>	<i>496,068</i>	<i>689</i>	<i>1,929,076</i>
500000: Salary & Wages: Classified Employees	206,035	716,160	284,401	629	1,207,225
500010: Salary & Wages: Exempt Employees					
501500: Health Insurance: Classified Employees	127,594	207,651	98,358	(424)	433,179
501510: Health Insurances: Exempt Employees					
502000: Retirement: Classified Employees	142,245	215,415	85,010	413	443,083
502010: Retirement: Exempt Employees					
All Other Employee Payroll Related Fringe Benefits	15,036	66,760	25,831	54	107,681
504040: VT Family & Medical Leave Insurance Premium	(43)	2,657	1,056	2	3,672
504045: Child Care Contribution	4,409	3,633	1,412	15	9,469
505200: Workers' Compensation Insurance Premium	2,577				2,577
508000: Vacancy Turnover Savings	(433,393)				(433,393)
New Deputy Commissioner	218,583				218,583
Temporary Employee	38,000				38,000
Contractual	(125,000)	100,000			(25,000)
Misc Benefits	(76,000)				(76,000)

Fiscal Year 2026 Budget Development Form: Department of Public Service

	Special \$\$	Federal \$\$	Interdept'l Transfer \$\$	All other \$\$	Total \$\$
<i>Operating Expenses</i>	974,940	134,200	100,000	0	1,209,140
515010: Fee-for-Space Charge	(4,440)				(4,440)
516000: Insurance Other Than Employee Benefits	114				114
516010: Insurance - General Liability	8,027				8,027
516671: VISION/ISD	7,611				7,611
516685: ADS Allocated Charge	25,670				25,670
519006: Human Resources Services	13,858				13,858
523620: Single Audit Allocation					0
ePSD upgrade	830,000				830,000
Other ADS/IT Costs	(85,400)	9,000	100,000		23,600
Travel	(5,800)	5,800			0
Department Indirect Costs	210,000	110,000			320,000
Other Operating Expenses	(24,700)	9,400			(15,300)
<i>Grants</i>	(3,300)	0	0	0	(3,300)
Remove line item that was in error	(3,300)				(3,300)
Department of Public Service FY 2025 Appropriation	11,060,542	992,781	225,423	16,786	12,295,532
Reductions and Other Changes	0	0	0	0	0
FY 2025 Total After Other Changes	11,060,542	992,781	225,423	16,786	12,295,532
TOTAL INCREASES/DECREASES	1,091,683	1,446,476	596,068	689	3,134,916
Department of Public Service FY 2026 Governor	12,152,225	2,439,257	821,491	17,475	15,430,448

Report ID: VTPB-07_GOV REC
 Run Date: 01/31/2025
 Run Time: 11:18 AM

State of Vermont
FY2026 Governor's Recommended Budget: Detail Report

Organization: 224000000 - Public Service - Regulation and Energy

Budget Object Group: 1. PERSONAL SERVICES

Salaries and Wages		FY2024 Actuals	FY2025 Original As Passed Budget	FY2025 Governor's BAA Recommended Budget	FY2026 Governor's Recommended Budget	Difference Between FY2026 Governor's Recommend and FY2025 As Passed	Percent Change FY2026 Governor's Recommend and FY2025 As Passed
Description	Code						
Classified Employees	500000	4,395,278	2,937,314	2,937,314	4,030,166	1,092,852	37.2%
Exempt	500010	0	1,714,530	1,714,530	1,974,108	259,578	15.1%
Temporary Employees	500040	0	0	0	38,000	38,000	100.0%
Overtime	500060	3,154	0	0	0	0	0.0%
Shift Differential	500070	20,278	20,000	20,000	20,000	0	0.0%
Vacancy Turnover Savings	508000	0	(100,000)	(100,000)	(533,393)	(433,393)	433.4%
Total: Salaries and Wages		4,418,710	4,571,844	4,571,844	5,528,881	957,037	20.9%

Fringe Benefits		FY2024 Actuals	FY2025 Original As Passed Budget	FY2025 Governor's BAA Recommended Budget	FY2026 Governor's Recommended Budget	Difference Between FY2026 Governor's Recommend and FY2025 As Passed	Percent Change FY2026 Governor's Recommend and FY2025 As Passed
Description	Code						
FICA - Classified Employees	501000	321,756	224,706	224,706	308,308	83,602	37.2%
FICA - Exempt	501010	0	131,164	131,164	151,019	19,855	15.1%
Health Ins - Classified Empl	501500	950,881	739,535	739,535	1,168,610	429,075	58.0%
Health Ins - Exempt	501510	0	429,058	429,058	465,517	36,459	8.5%
Retirement - Classified Empl	502000	1,145,057	784,259	784,259	1,160,689	376,430	48.0%
Retirement - Exempt	502010	0	428,095	428,095	521,727	93,632	21.9%
Dental - Classified Employees	502500	43,797	29,859	29,859	40,945	11,086	37.1%
Dental - Exempt	502510	0	14,501	14,501	15,355	854	5.9%
Life Ins - Classified Empl	503000	17,867	10,749	10,749	13,763	3,014	28.0%

Report ID: VTPB-07_GOV REC

Run Date: 01/31/2025

Run Time: 11:18 AM

State of Vermont

FY2026 Governor's Recommended Budget: Detail Report

Organization: 224000000 - Public Service - Regulation and Energy

Fringe Benefits		FY2024 Actuals	FY2025 Original As Passed Budget	FY2025 Governor's BAA Recommended Budget	FY2026 Governor's Recommended Budget	Difference Between FY2026 Governor's Recommend and FY2025 As Passed	Percent Change FY2026 Governor's Recommend and FY2025 As Passed
Description	Code						
Life Ins - Exempt	503010	0	8,296	8,296	8,560	264	3.2%
LTD - Classified Employees	503500	3,160	1,064	1,064	1,690	626	58.8%
LTD - Exempt	503510	0	2,883	2,883	3,448	565	19.6%
EAP - Classified Empl	504000	1,695	1,189	1,189	1,779	590	49.6%
EAP - Exempt	504010	0	613	613	704	91	14.8%
FMLI	504040	0	17,267	17,267	21,478	4,211	24.4%
Child Care Contribution Exp	504045	0	15,348	15,348	25,456	10,108	65.9%
Misc Employee Benefits	504590	0	76,000	76,000	0	(76,000)	-100.0%
Workers Comp - Ins Premium	505200	10,865	11,630	11,630	14,207	2,577	22.2%
Unemployment Compensation	505500	0	0	0	0	0	0.0%
Total: Fringe Benefits		2,495,078	2,926,216	2,926,216	3,923,255	997,039	34.1%

Contracted and 3rd Party Service		FY2024 Actuals	FY2025 Original As Passed Budget	FY2025 Governor's BAA Recommended Budget	FY2026 Governor's Recommended Budget	Difference Between FY2026 Governor's Recommend and FY2025 As Passed	Percent Change FY2026 Governor's Recommend and FY2025 As Passed
Description	Code						
Contr & 3Rd Party - Financial	507100	3,723	0	0	0	0	0.0%
IT Contracts - Application Development	507565	0	0	0	0	0	0.0%
Other Contr and 3Rd Pty Serv	507600	1,220,048	3,362,265	3,362,265	3,337,265	(25,000)	-0.7%
Total: Contracted and 3rd Party Service		1,223,771	3,362,265	3,362,265	3,337,265	(25,000)	-0.7%

Report ID: VTPB-07_GOV REC

Run Date: 01/31/2025

Run Time: 11:18 AM

State of Vermont

FY2026 Governor's Recommended Budget: Detail Report

Organization: 224000000 - Public Service - Regulation and Energy

PerDiem and Other Personal Services		FY2024 Actuals	FY2025 Original As Passed Budget	FY2025 Governor's BAA Recommended Budget	FY2026 Governor's Recommended Budget	Difference Between FY2026 Governor's Recommend and FY2025 As Passed	Percent Change FY2026 Governor's Recommend and FY2025 As Passed
Description	Code						
Catamount Health Assessment	505700	924	0	0	0	0	0.0%
Per Diem	506000	0	1,000	1,000	1,000	0	0.0%
Total: PerDiem and Other Personal Services		924	1,000	1,000	1,000	0	0.0%
Total: 1. PERSONAL SERVICES		8,138,483	10,861,325	10,861,325	12,790,401	1,929,076	17.8%

Budget Object Group: 2. OPERATING

Equipment		FY2024 Actuals	FY2025 Original As Passed Budget	FY2025 Governor's BAA Recommended Budget	FY2026 Governor's Recommended Budget	Difference Between FY2026 Governor's Recommend and FY2025 As Passed	Percent Change FY2026 Governor's Recommend and FY2025 As Passed
Description	Code						
Office Equipment	522410	3,066	0	0	0	0	0.0%
Furniture & Fixtures	522700	466	8,000	8,000	6,000	(2,000)	-25.0%
Total: Equipment		3,532	8,000	8,000	6,000	(2,000)	-25.0%

IT/Telecom Services and Equipment		FY2024 Actuals	FY2025 Original As Passed Budget	FY2025 Governor's BAA Recommended Budget	FY2026 Governor's Recommended Budget	Difference Between FY2026 Governor's Recommend and FY2025 As Passed	Percent Change FY2026 Governor's Recommend and FY2025 As Passed
Description	Code						
Software-License-ApplicaSupprt	516551	3,887	4,000	4,000	4,000	0	0.0%
Software-License-DeskLaptop PC	516559	384	0	0	0	0	0.0%
Communications	516600	0	0	0	0	0	0.0%

Report ID: VTPB-07_GOV REC
 Run Date: 01/31/2025
 Run Time: 11:18 AM

State of Vermont
FY2026 Governor's Recommended Budget: Detail Report

Organization: 224000000 - Public Service - Regulation and Energy

IT/Telecom Services and Equipment		FY2024 Actuals	FY2025 Original As Passed Budget	FY2025 Governor's BAA Recommended Budget	FY2026 Governor's Recommended Budget	Difference Between FY2026 Governor's Recommend and FY2025 As Passed	Percent Change FY2026 Governor's Recommend and FY2025 As Passed
Description	Code						
ADS VOIP Expense	516605	0	7,500	7,500	7,500	0	0.0%
Toll-Free Telephone	516611	1,023	0	0	0	0	0.0%
Telecom-Mobile Wireless Data	516623	320	3,500	3,500	4,100	600	17.1%
Telecom-Telephone Services	516652	8,969	5,000	5,000	8,000	3,000	60.0%
Telecom-Long Distance Service	516655	0	0	0	0	0	0.0%
Telecom-Paging Service	516656	0	0	0	0	0	0.0%
Telecom-Wireless Phone Service	516659	25,802	24,900	24,900	29,200	4,300	17.3%
ADS Enterp App Supp SOV Emp Exp	516660	132,721	144,899	144,899	144,899	0	0.0%
ADS Security SOV Employee Exp.	516665	0	500	500	500	0	0.0%
ADS EA SOV Employee Expense	516667	0	2,000	2,000	2,000	0	0.0%
It Intsvccost-Vision/Isdassess	516671	55,190	57,153	57,153	64,764	7,611	13.3%
ADS Centrex Exp.	516672	1,613	1,500	1,500	1,500	0	0.0%
ADS PM SOV Employee Expense	516683	(308)	110,000	110,000	10,000	(100,000)	-90.9%
ADS Allocation Exp.	516685	58,107	67,857	67,857	93,527	25,670	37.8%
ADS App Development Contracts	516694	20,826	0	0	0	0	0.0%
ADS App Support Contracts	516695	88,855	100,000	100,000	200,000	100,000	100.0%
Software as a Service	519085	56,212	0	0	2,000	2,000	100.0%
Hw - Computer Peripherals	522201	4,640	2,800	2,800	4,400	1,600	57.1%
Hardware - Desktop & Laptop Pc	522216	16,970	23,500	23,500	46,500	23,000	97.9%
Hw - Printers,Copiers,Scanners	522217	0	0	0	0	0	0.0%
Hw-Video Conferencing	522260	456	0	0	1,000	1,000	100.0%
Hardware Servers	522275	0	3,000	3,000	1,000	(2,000)	-66.7%
Total: IT/Telecom Services and Equipment		475,667	558,109	558,109	624,890	66,781	12.0%

Report ID: VTPB-07_GOV REC

Run Date: 01/31/2025

Run Time: 11:18 AM

State of Vermont

FY2026 Governor's Recommended Budget: Detail Report

Organization: 224000000 - Public Service - Regulation and Energy

		FY2024 Actuals	FY2025 Original As Passed Budget	FY2025 Governor's BAA Recommended Budget	FY2026 Governor's Recommended Budget	Difference Between FY2026 Governor's Recommend and FY2025 As Passed	Percent Change FY2026 Governor's Recommend and FY2025 As Passed
IT Repair and Maintenance Services							
Description	Code						
Software-Rep&Maint-ApplicaSupp	513050	3,800	54,000	54,000	884,000	830,000	1,537.0%
Total: IT Repair and Maintenance Services		3,800	54,000	54,000	884,000	830,000	1,537.0%

		FY2024 Actuals	FY2025 Original As Passed Budget	FY2025 Governor's BAA Recommended Budget	FY2026 Governor's Recommended Budget	Difference Between FY2026 Governor's Recommend and FY2025 As Passed	Percent Change FY2026 Governor's Recommend and FY2025 As Passed
Other Operating Expenses							
Description	Code						
Department Indirect Costs	523610	307,970	0	0	320,000	320,000	100.0%
Single Audit Allocation	523620	43,152	31,960	31,960	31,960	0	0.0%
Sm Scale Ren Energy Incent Pr	523830	299,002	0	0	0	0	0.0%
Bank Service Charges	524000	21	0	0	0	0	0.0%
Total: Other Operating Expenses		650,145	31,960	31,960	351,960	320,000	1,001.3%

		FY2024 Actuals	FY2025 Original As Passed Budget	FY2025 Governor's BAA Recommended Budget	FY2026 Governor's Recommended Budget	Difference Between FY2026 Governor's Recommend and FY2025 As Passed	Percent Change FY2026 Governor's Recommend and FY2025 As Passed
Other Rental							
Description	Code						
Rental of Equipment & Vehicles	514500	5,380	4,000	4,000	9,500	5,500	137.5%
Rental - Auto	514550	769	9,900	9,900	1,800	(8,100)	-81.8%
Rental - Office Equipment	514650	1,324	4,500	4,500	4,500	0	0.0%
Rental - Other	515000	170	400	400	0	(400)	-100.0%
Pole Rental & Attachments	515020	2,520	26,000	26,000	26,000	0	0.0%

Report ID: VTPB-07_GOV REC
 Run Date: 01/31/2025
 Run Time: 11:18 AM

State of Vermont
FY2026 Governor's Recommended Budget: Detail Report

Organization: 224000000 - Public Service - Regulation and Energy

Other Rental		FY2024 Actuals	FY2025 Original As Passed Budget	FY2025 Governor's BAA Recommended Budget	FY2026 Governor's Recommended Budget	Difference Between FY2026 Governor's Recommend and FY2025 As Passed	Percent Change FY2026 Governor's Recommend and FY2025 As Passed
Description	Code						
Total: Other Rental		10,163	44,800	44,800	41,800	(3,000)	-6.7%

Other Purchased Services		FY2024 Actuals	FY2025 Original As Passed Budget	FY2025 Governor's BAA Recommended Budget	FY2026 Governor's Recommended Budget	Difference Between FY2026 Governor's Recommend and FY2025 As Passed	Percent Change FY2026 Governor's Recommend and FY2025 As Passed
Description	Code						
Insurance Other Than Empl Bene	516000	2,475	2,153	2,153	2,267	114	5.3%
Insurance - General Liability	516010	30,227	36,658	36,658	44,685	8,027	21.9%
Insurance - Auto	516020	382	0	0	0	0	0.0%
Dues	516500	23,623	21,900	21,900	22,200	300	1.4%
Licenses	516550	942	7,500	7,500	2,500	(5,000)	-66.7%
Advertising-Tv	516811	1,950	0	0	3,000	3,000	100.0%
Advertising-Print	516813	196	23,500	23,500	12,500	(11,000)	-46.8%
Advertising-Web	516814	1,024	5,000	5,000	7,000	2,000	40.0%
Advertising - Job Vacancies	516820	789	6,300	6,300	2,300	(4,000)	-63.5%
Printing and Binding	517000	1,078	3,000	3,000	3,000	0	0.0%
Printing-Promotional	517010	199	0	0	0	0	0.0%
Registration For Meetings&Conf	517100	15,125	17,100	17,100	22,600	5,500	32.2%
Training - Info Tech	517110	0	0	0	0	0	0.0%
Empl Train & Background Checks	517120	0	29,500	29,500	29,500	0	0.0%
Postage	517200	15	700	700	0	(700)	-100.0%
Postage - Bgs Postal Svcs Only	517205	702	0	0	0	0	0.0%
Freight & Express Mail	517300	71	700	700	200	(500)	-71.4%
Instate Conf, Meetings, Etc	517400	0	300	300	300	0	0.0%
Outside Conf, Meetings, Etc	517500	150	0	0	0	0	0.0%

Report ID: VTPB-07_GOV REC
 Run Date: 01/31/2025
 Run Time: 11:18 AM

State of Vermont
FY2026 Governor's Recommended Budget: Detail Report

Organization: 224000000 - Public Service - Regulation and Energy

Other Purchased Services		FY2024 Actuals	FY2025 Original As Passed Budget	FY2025 Governor's BAA Recommended Budget	FY2026 Governor's Recommended Budget	Difference Between FY2026 Governor's Recommend and FY2025 As Passed	Percent Change FY2026 Governor's Recommend and FY2025 As Passed
Description	Code						
Other Purchased Services	519000	25,297	31,100	31,100	27,500	(3,600)	-11.6%
Human Resources Services	519006	38,295	46,267	46,267	60,125	13,858	30.0%
Administrative Service Charge	519010	55	0	0	0	0	0.0%
Moving State Agencies	519040	680	500	500	500	0	0.0%
Total: Other Purchased Services		143,275	232,178	232,178	240,177	7,999	3.4%

Property and Maintenance		FY2024 Actuals	FY2025 Original As Passed Budget	FY2025 Governor's BAA Recommended Budget	FY2026 Governor's Recommended Budget	Difference Between FY2026 Governor's Recommend and FY2025 As Passed	Percent Change FY2026 Governor's Recommend and FY2025 As Passed
Description	Code						
Disposal	510200	30	0	0	0	0	0.0%
Recycling	510220	30	0	0	0	0	0.0%
Rep&Maint-Grds & Constr Equip	512400	330	0	0	0	0	0.0%
Total: Property and Maintenance		390	0	0	0	0	0.0%

Property Rental		FY2024 Actuals	FY2025 Original As Passed Budget	FY2025 Governor's BAA Recommended Budget	FY2026 Governor's Recommended Budget	Difference Between FY2026 Governor's Recommend and FY2025 As Passed	Percent Change FY2026 Governor's Recommend and FY2025 As Passed
Description	Code						
Rent Land&Bldgs-Non-Office	514010	11,242	16,500	16,500	12,000	(4,500)	-27.3%
Fee-For-Space Charge	515010	220,438	256,060	256,060	251,620	(4,440)	-1.7%
Total: Property Rental		231,681	272,560	272,560	263,620	(8,940)	-3.3%

Report ID: VTPB-07_GOV REC

Run Date: 01/31/2025

Run Time: 11:18 AM

State of Vermont

FY2026 Governor's Recommended Budget: Detail Report

Organization: 224000000 - Public Service - Regulation and Energy

		FY2024 Actuals	FY2025 Original As Passed Budget	FY2025 Governor's BAA Recommended Budget	FY2026 Governor's Recommended Budget	Difference Between FY2026 Governor's Recommend and FY2025 As Passed	Percent Change FY2026 Governor's Recommend and FY2025 As Passed
Supplies							
Description	Code						
Office Supplies	520000	1,417	2,900	2,900	3,100	200	6.9%
Stationary & Envelopes	520015	87	0	0	0	0	0.0%
Gasoline	520110	1,565	1,300	1,300	2,000	700	53.8%
Other General Supplies	520500	751	5,300	5,300	4,800	(500)	-9.4%
It & Data Processing Supplies	520510	193	0	0	0	0	0.0%
Cloth & Clothing	520520	84	0	0	0	0	0.0%
Work Boots & Shoes	520521	0	0	0	0	0	0.0%
Recognition/Awards	520600	2,877	0	0	2,500	2,500	100.0%
Food	520700	116	2,200	2,200	1,200	(1,000)	-45.5%
Water	520712	612	1,000	1,000	1,000	0	0.0%
Books&Periodicals-Library/Educ	521500	27	500	500	700	200	40.0%
Subscriptions	521510	15,863	9,600	9,600	11,300	1,700	17.7%
Subscriptions Other Info Serv	521515	0	20,000	20,000	20,000	0	0.0%
Other Books & Periodicals	521520	0	0	0	0	0	0.0%
Total: Supplies		23,592	42,800	42,800	46,600	3,800	8.9%

		FY2024 Actuals	FY2025 Original As Passed Budget	FY2025 Governor's BAA Recommended Budget	FY2026 Governor's Recommended Budget	Difference Between FY2026 Governor's Recommend and FY2025 As Passed	Percent Change FY2026 Governor's Recommend and FY2025 As Passed
Travel							
Description	Code						
Travel-Inst-Auto Mileage-Emp	518000	1,885	161,500	161,500	156,000	(5,500)	-3.4%
Travel-Inst-Other Transp-Emp	518010	278	0	0	0	0	0.0%
Travel-Inst-Meals-Emp	518020	43	0	0	0	0	0.0%
Travel-Inst-Lodging-Emp	518030	1,213	0	0	0	0	0.0%
Travel-Inst-Incidentals-Emp	518040	234	0	0	0	0	0.0%

Report ID: VTPB-07_GOV REC
 Run Date: 01/31/2025
 Run Time: 11:18 AM

State of Vermont
FY2026 Governor's Recommended Budget: Detail Report

Organization: 224000000 - Public Service - Regulation and Energy

		FY2024 Actuals	FY2025 Original As Passed Budget	FY2025 Governor's BAA Recommended Budget	FY2026 Governor's Recommended Budget	Difference Between FY2026 Governor's Recommend and FY2025 As Passed	Percent Change FY2026 Governor's Recommend and FY2025 As Passed
Travel							
Description	Code						
Travel-Inst-Auto Mileage-Nonemp	518300	0	0	0	0	0	0.0%
Travel-Inst-Other Trans-Nonemp	518310	1,750	0	0	0	0	0.0%
Travel-Inst-Meals-Nonemp	518320	270	0	0	0	0	0.0%
Travel-Inst-Lodging-Nonemp	518330	566	0	0	0	0	0.0%
Travel-Outst-Auto Mileage-Emp	518500	1,786	0	0	0	0	0.0%
Travel-Outst-Other Trans-Emp	518510	12,286	0	0	0	0	0.0%
Travel-Outst-Meals-Emp	518520	3,848	0	0	0	0	0.0%
Travel-Outst-Lodging-Emp	518530	20,622	0	0	0	0	0.0%
Travel-Outst-Incidentals-Emp	518540	1,542	0	0	0	0	0.0%
Travel-Outst-Meals-Nonemp	518720	313	0	0	0	0	0.0%
Trvl-Outst-Incidentals-Nonemp	518740	4	0	0	0	0	0.0%
Total: Travel		46,640	161,500	161,500	156,000	(5,500)	-3.4%
Total: 2. OPERATING		1,588,886	1,405,907	1,405,907	2,615,047	1,209,140	86.0%

Budget Object Group: 3. GRANTS

		FY2024 Actuals	FY2025 Original As Passed Budget	FY2025 Governor's BAA Recommended Budget	FY2026 Governor's Recommended Budget	Difference Between FY2026 Governor's Recommend and FY2025 As Passed	Percent Change FY2026 Governor's Recommend and FY2025 As Passed
Grants Rollup							
Description	Code						
Gr, Awards, Scholarships&Loans	550200	0	0	0	0	0	0.0%
Grants	550220	327,657	0	0	0	0	0.0%
Other Grants	550500	4,775,292	28,300	28,300	25,000	(3,300)	-11.7%
Other Grants - MOU	550502	208,747	0	0	0	0	0.0%

Report ID: VTPB-07_GOV REC
 Run Date: 01/31/2025
 Run Time: 11:18 AM

State of Vermont
FY2026 Governor's Recommended Budget: Detail Report

Organization: 224000000 - Public Service - Regulation and Energy

Grants Rollup		FY2024 Actuals	FY2025 Original As Passed Budget	FY2025 Governor's BAA Recommended Budget	FY2026 Governor's Recommended Budget	Difference Between FY2026 Governor's Recommend and FY2025 As Passed	Percent Change FY2026 Governor's Recommend and FY2025 As Passed
Description	Code						
Total: Grants Rollup		5,311,696	28,300	28,300	25,000	(3,300)	-11.7%
Total: 3. GRANTS		5,311,696	28,300	28,300	25,000	(3,300)	-11.7%
Total Expenditures		15,039,065	12,295,532	12,295,532	15,430,448	3,134,916	25.5%

Fund Name	Fund Code	FY2024 Actuals	FY2025 Original As Passed Budget	FY2025 Governor's BAA Recommended Budget	FY2026 Governor's Recommended Budget	Difference Between FY2026 Governor's Recommend and FY2025 As Passed	Percent Change FY2026 Governor's Recommend and FY2025 As Passed
Lw-IV Radioactive Waste Cmpct	21020	312,893	272,312	272,312	345,518	73,206	26.9%
Inter-Unit Transfers Fund	21500	381,209	225,423	225,423	821,491	596,068	264.4%
PSD-Regulation/Energy Efficien	21698	6,443,526	7,169,145	7,169,145	8,150,054	980,909	13.7%
PSD - Billback & EEU pass thru	21699	545,270	1,150,000	1,150,000	1,000,000	(150,000)	-13.0%
PSD - EEU Admin/Eval Fund	21708	917,877	2,263,104	2,263,104	2,458,948	195,844	8.7%
Connectivity Fund	21899	0	0	0	0	0	0.0%
VT Community Broadband	21948	4,622,163	0	0	0	0	0.0%
VT Clean Energy Dev Fund	21991	361,402	205,981	205,981	197,705	(8,276)	-4.0%
Federal Revenue Fund	22005	707,397	992,781	992,781	2,439,257	1,446,476	145.7%
ARRA Federal Fund	22040	125,930	0	0	6,627	6,627	100.0%
ARRA-SEP-Revolving Loan	22041	123,064	0	0	0	0	0.0%
Emergency Rental Assist - ERA2	22044	263,006	0	0	0	0	0.0%
Coronavirus Relief Fund	22045	0	0	0	0	0	0.0%
Emergency Rental Assist - ERA1	22046	223,263	0	0	0	0	0.0%
Electric Power Sales Fund	50900	12,063	16,786	16,786	10,848	(5,938)	-35.4%
Funds Total		15,039,065	12,295,532	12,295,532	15,430,448	3,134,916	25.5%

Report ID: VTPB-07_GOV REC

Run Date: 01/31/2025

Run Time: 11:18 AM

State of Vermont

FY2026 Governor's Recommended Budget: Detail Report

Position Count	67
FTE Total	66.60

Report ID: VTPB-11_GOV REC
 Run Date: 01/31/2025
 Run Time: 12:10 PM

State of Vermont
FY2026 Governor's Recommended Budget: Rollup Report

Organization: 224000000 - Public Service - Regulation and Energy

Budget Object Group: 1. PERSONAL SERVICES

Budget Object Rollup Name	FY2024 Actuals	FY2025 Original As Passed Budget	FY2025 Governor's BAA Recommended Budget	FY2026 Governor's Recommended Budget	Difference Between FY2026 Governor's Recommend and FY2025 As Passed	Percent Change FY2026 Governor's Recommend and FY2025 As Passed
Salaries and Wages	4,418,710	4,571,844	4,571,844	5,528,881	957,037	20.9%
Fringe Benefits	2,495,078	2,926,216	2,926,216	3,923,255	997,039	34.1%
Contracted and 3rd Party Service	1,223,771	3,362,265	3,362,265	3,337,265	(25,000)	-0.7%
PerDiem and Other Personal Services	924	1,000	1,000	1,000	0	0.0%
Budget Object Group Total: 1. PERSONAL SERVICES	8,138,483	10,861,325	10,861,325	12,790,401	1,929,076	17.8%

Budget Object Group: 2. OPERATING

Budget Object Rollup Name	FY2024 Actuals	FY2025 Original As Passed Budget	FY2025 Governor's BAA Recommended Budget	FY2026 Governor's Recommended Budget	Difference Between FY2026 Governor's Recommend and FY2025 As Passed	Percent Change FY2026 Governor's Recommend and FY2025 As Passed
Equipment	3,532	8,000	8,000	6,000	(2,000)	-25.0%
IT/Telecom Services and Equipment	475,667	558,109	558,109	624,890	66,781	12.0%
IT Repair and Maintenance Services	3,800	54,000	54,000	884,000	830,000	1,537.0%
Other Operating Expenses	650,145	31,960	31,960	351,960	320,000	1,001.3%
Other Rental	10,163	44,800	44,800	41,800	(3,000)	-6.7%
Other Purchased Services	143,275	232,178	232,178	240,177	7,999	3.4%
Property and Maintenance	390	0	0	0	0	0.0%
Property Rental	231,681	272,560	272,560	263,620	(8,940)	-3.3%
Supplies	23,592	42,800	42,800	46,600	3,800	8.9%
Travel	46,640	161,500	161,500	156,000	(5,500)	-3.4%
Budget Object Group Total: 2. OPERATING	1,588,886	1,405,907	1,405,907	2,615,047	1,209,140	86.0%

Budget Object Group: 3. GRANTS

Report ID: VTPB-11_GOV REC
 Run Date: 01/31/2025
 Run Time: 12:10 PM

State of Vermont
FY2026 Governor's Recommended Budget: Rollup Report

Organization: 224000000 - Public Service - Regulation and Energy

Budget Object Rollup Name	FY2024 Actuals	FY2025 Original As Passed Budget	FY2025 Governor's BAA Recommended Budget	FY2026 Governor's Recommended Budget	Difference Between FY2026 Governor's Recommend and FY2025 As Passed	Percent Change FY2026 Governor's Recommend and FY2025 As Passed
Grants Rollup	5,311,696	28,300	28,300	25,000	(3,300)	-11.7%
Budget Object Group Total: 3. GRANTS	5,311,696	28,300	28,300	25,000	(3,300)	-11.7%
Total Expenditures	15,039,065	12,295,532	12,295,532	15,430,448	3,134,916	25.5%

Fund Name	FY2024 Actuals	FY2025 Original As Passed Budget	FY2025 Governor's BAA Recommended Budget	FY2026 Governor's Recommended Budget	Difference Between FY2026 Governor's Recommend and FY2025 As Passed	Percent Change FY2026 Governor's Recommend and FY2025 As Passed
Special Fund	13,203,133	11,060,542	11,060,542	12,152,225	1,091,683	9.9%
Coronavirus Relief Fund	0	0	0	0	0	0.0%
Federal Funds	1,193,666	992,781	992,781	2,439,257	1,446,476	145.7%
ARRA Funds	248,994	0	0	6,627	6,627	100.0%
IDT Funds	381,209	225,423	225,423	821,491	596,068	264.4%
Enterprise Funds	12,063	16,786	16,786	10,848	(5,938)	-35.4%
Funds Total	15,039,065	12,295,532	12,295,532	15,430,448	3,134,916	25.5%

Position Count	67
FTE Total	66.6

Report ID: VTPB-28-GRANTS_OUT

Run Date: 1/8/2025

Run Time: 5:16 PM

State of Vermont
FY2026 Governor's Recommended Budget
Grants Out Inventory Report



224000000 - Public Service - Regulation and Energy

Budget Request Code	Fund	Justification	Budgeted Amount
15316	22005	TBD; Groups providing Energy Efficiency Services	\$25,000
		Total	\$25,000

Report ID: VTPB-23-IDT

Run Date: 1/8/2025

Run Time: 5:15 PM

State of Vermont
FY2026 Governor's Recommended Budget
Interdepartmental Transfers Inventory Report



2240000000 - Public Service - Regulation and Energy

Budget Request Code	Fund	Justification	Budgeted Amount
15317	21500	Indirect Rate application	\$821,491
Total			\$821,491

Report ID: VTPB-24-FED_RECEIPTS

Run Date: 1/8/2025

Run Time: 5:15 PM

State of Vermont
FY2026 Governor's Recommended Budget
Federal Receipts Inventory Report



2240000000 - Public Service - Regulation and Energy

Budget Request Code	Fund	Justification	Budgeted Amount
15428	22005	81.138; State Heating Oil Propane Program	\$5,000
15428	22005	81.086; Sustainable Energy in Schools & Public Buildings	\$10,487
15428	22005	81.041; Home Energy Efficiency Rebate Program	\$94,271
15428	22005	20.721; One Call	\$171,733
15428	22005	81.254; Enhancing the Resilience of the Electric Grid	\$256,388
15428	22005	81.041; State Energy Program/BIL	\$297,248
15428	22005	11.035; Broadband Equity, Access & Deployment Program	\$320,752
15428	22005	20.721 Pipeline Safety	\$325,760
15428	22005	66.595; Solar For All	\$397,679
15428	22005	81.041; State Energy Program	\$559,939
Total			\$2,439,257

Mission

The mission of the DPS is to serve all citizens of Vermont through ratepayer advocacy, planning, program administration, and other actions that are directed at meeting the public's need for least-cost, environmentally sound, efficient, reliable, secure, and sustainable energy, telecommunications, and regulated utility services in Vermont for the short and long term. We work to advance all Vermonters' quality of life, economy, and security through implementation of our statewide energy and telecommunications goals, using sound statewide energy and telecommunications planning, strong public advocacy of the public good, and through strong consumer protection advocacy for individuals.

This involves many areas including, but not limited to:

- Performing regulatory oversight of Vermont utilities through advocacy before the Public Utility Commission (PUC) on the impacts on the public of utility rate adjustment requests, business practices, and acquisitions/divestitures of Vermont utilities;
- Providing research and analysis recommendations and advocacy on PUC proceedings regarding requests to build and expand energy generation and transmission facilities;
- Investigating consumer complaints against regulated utility companies;
- Overseeing the purchase and resale of power to Vermont utilities from the New York Power Authority;
- Encouraging, supporting and funding the development of alternative clean renewable energy resources;
- Conducting energy grid, energy supply, and long-term energy planning and economic modeling to ensure that Vermont's anticipated energy needs are met in an efficient, affordable, and environmentally responsible manner;
- Administering federal funds to implement energy and climate programs for Vermonters, with a particular focus on low-income and disadvantaged communities and households
- Planning for Vermont's telecommunication needs in the short and long-term.

These responsibilities critically affect every Vermonter, and now in particular, the issues related to Vermont's energy and telecommunications future.



Narrative

NARRATIVE

Department/Program Description

- Commissioner's Office: Provides management and leadership and sets the priorities, goals, and strategic vision for the Department.
- Public Advocacy Division: This Division serves as the ratepayers' Public Advocate, in all utility matters before the Public Utility Commission, other State and federal agencies and courts, on issues related to electricity, natural gas, telephone, cable TV, and to some extent for water and wastewater services. The Division enforces statutes and rules related to transactions and activities between utilities and their customers and upholds established rules of service when a consumer is not satisfied with service received from a regulated utility company.
- The Consumer Affairs & Public Information (CAPI) Division at the Department of Public Service advocates for policies that protect consumer interests, educates consumers about utility issues, and helps people and businesses reach an informal resolution of their disputes with regulated utilities.
- Regulated Utility Planning Division: This Division oversees statewide comprehensive energy planning and develops and advocates for policies and programs pursuant to the Comprehensive Energy Plan and least cost planning principles. The Division provides expert testimony on behalf of ratepayers before the Public Utility Commission, Legislature, and regional regulatory entities in support of innovative programs, initiatives, and infrastructure investments that equitably deliver cost-effective renewable and other energy to Vermonters, enabling affordable transitions to low- or no-emissions and least cost energy supply across the electric, transportation, and thermal sectors.
- Efficiency and Energy Resources Division: The Efficiency and Energy Resources Division develops, coordinates, implements, and evaluates programs, policies, and plans that promote energy efficiency and other end-use solutions for customers, such as load management and electrification measures. EERD advocates for a regulatory structure that facilitates cost-effective, environmentally sound options for consumers while minimizing impacts to energy rates and bills. The Division implements best-practice evaluation, measurement, and verification of energy programs to ensure value is delivered to customers. EERD also provides regular updates of Vermont's building energy codes.

Narrative cont'd

- State Energy Office: The State Energy Office (SEO) is primarily responsible for administering federal climate- and energy- related funding flowing through the Department. DPS is designated as the State Energy Office for Vermont by the Department of Energy (DOE) and thus the recipient of annual State Energy Program dollars from DOE. The SEO oversees deployment of competitive and formula funds from the DOE and the Environmental Protection Agency. The SEO also leads interagency coordination on Energy and Climate programming and represents DPS on the Vermont Climate Council.
- Telecommunications: The Division provides policy development and regulatory enforcement related to local exchange and cellular telephone services, interconnection agreements, toll services, internet and other high-speed data services, cable television, and federal telecommunications issues. This division conducts outreach and assists the public with its communications needs. The division advocates for Vermonters with communication related disabilities. This division also analyzes and tracks cell coverage in the state. It also provides policy guidance and expert support to the DPS public advocacy function and the Vermont Community Broadband Board.
- The Engineering Division provides engineering support in the following three areas: electrical, nuclear, and gas pipeline safety. In the electrical area, the division reviews petitions for electric generation, storage, or transmission projects and other electrical utility matters from an engineering perspective, as needed. With respect to the nuclear area, the division monitors the decommissioning activities at Vermont Yankee, provides logistical and other support to the Nuclear Decommissioning Citizens Advisory Panel (NDCAP). With respect to gas pipeline safety, the division inspects natural gas and certain “jurisdictional” propane pipeline systems for compliance with federal and State pipeline safety standards, reviews petitions for construction of natural gas pipeline facilities and administers the underground damage prevention program.
- Administration: This Division performs the administrative, human resources, and business management functions for the Department. Administrative Division staff provide service and support to all members of the DPS staff and ensure the smooth daily office operations. This includes items such as accounts payable and accounts receivable processing, grant and contract processing, telecommunications, office equipment, facility issues and motor vehicles for the Department. All annual reports are distributed and collected through this division, as well as the collection of all gross receipts tax and fee collections processed each year.

Narrative cont'd

- Vermont Community Broadband Board: The Vermont Community Broadband Board (VCBB) serves as the state broadband office and is embedded for administrative purposes in the Department of Public Service. The VCBB consists of an executive director and staff who implement state internet-based connectivity policy – expansion of broadband access and affordability – subject to the oversight of the independent board of directors appointed by the Governor, the speaker of the House, and the Senate President Pro Tem. VCBB budget has its own entry in Vantage and separate Budget Book.

Other Key Responsibilities of the Department:

- Utility Finance and Economics: Provide financial and economic policy guidance and analysis including providing expert support to the DPS public advocacy functions. Reviews all rate cases, rate designs, tariff filings, alternative regulation proposals and financings of Vermont regulated utilities coordinate new information systems acquisitions and implementation.
- Regional Grid and Markets: The Department is responsible for representing the interests of Vermont ratepayers, and to otherwise advance Vermont state energy policy regarding regional grid and wholesale market matters. The Department is the appointed representative of Vermont on the New England States Committee on Electricity (NESCOE). Through NESCOE, the Department participates in proceedings and meetings with the Independent System Operator of New England and its leadership, as well as with the New England Power Pool, the Federal Energy Regulatory Commission, the Conference of New England Governors and Eastern Canadian Premiers, the New England Conference of Public Utility Commissioners, the National Association of Regulated Utilities Commissioner, and a variety of other regional and national stakeholder groups.
- Purchase and Sale of Power: The Department contracts on behalf of the state for the purchase of cost-effective power for sale, from time to time, at retail to residential customers and at wholesale to the state's electric companies. DPS currently sells a small amount of wholesale power and has not engaged in retail sales since 1996.

Narrative cont'd

- Emergency Planning and Response: The Department participates in statewide programs and staffs the State Emergency Operations Center (SEOC), when activated, to provide the status of energy supplies to the SEOC. DPS also authored the Vermont State Energy Security Plan (formerly the Energy Assurance Plan) which assesses threats to Vermont's energy supplies and discusses measures to mitigate the risks from those threats.
- Utility Oversight: DPS has a significant role in utility systems oversight, gas safety programs, and utility accident prevention and investigation.
- Monitoring of Non-Regulated Fuels: The Department monitors and reports on non-regulated fuel prices and supplies statewide. This information is summarized and distributed in a monthly publication, "Vermont Fuel Price Report." Key issues and trends are identified, and actions are recommended when appropriate and necessary.

Narrative cont'd

Goals/Objectives/Performance Measures

The DPS serves all citizens of Vermont through public advocacy, planning, programs, and other actions that meet the public's need for least cost, environmentally sound, efficient, reliable, secure, and sustainable energy, telecommunications, and regulated utility services in Vermont for the short and long term. This involves many areas including, but not limited to:

- Providing regulatory oversight support regarding Vermont utilities by providing research, analysis, and opinion to the Public Utility Commission (PUC) on the impacts on the public of utility rate increase requests, business practices, and acquisitions/divestitures of Vermont utilities
- Providing research and analysis to the PUC regarding requests to build and expand energy generation and transmission facilities
- Investigating consumer complaints against regulated utility companies
- Overseeing the purchase and resale of power to Vermont utilities from the New York Power Authority
- Encouraging, supporting, and funding the development of alternative clean renewable energy resources
- Conducting energy grid, energy supply, and long-term energy planning and economic modeling to ensure that Vermont's anticipated energy needs are met in an efficient, affordable, and environmentally responsible manner
- Planning for Vermont's telecommunication needs in the short and long term.

These responsibilities critically impact citizens of Vermont, and now in particular, the issues related to Vermont's energy and telecommunications future are under justifiably intense public scrutiny. This level of work has contributed greatly to the increased demands on a very small staff with limited resources.

Department of Public Service

Program Name	Measure	Measure Type	Unit Type	Polarity	Reporting Period	2020	2021	2022	2023	2024
Clean Energy Development	Amount of private dollars invested in clean energy for each CEDF dollar awarded (including all awards and contracts where no cash match)	Quantity	Currency	Higher is Better	SFY	6.00	2.00	3.75	4.00	3.30
Clean Energy Development	Amount of CEDF new renewable energy generation capacity (kW, including thermal energy)	Quantity	Number	Higher is Better	SFY	2200.00	2500.00	2890.00	4999.00	1144.80
Clean Energy Development	Number of clean energy workers in Vermont	Quantity	Number	Higher is Better	CY	17502.00	17984.00	18044.00	18255.00	
Consumer Affairs And Public Information	Number of consumer complaints resolved within 30 days	Quality	Number		SFY	2042.00	2741.00	1491.00	1306.00	1392.00
Consumer Affairs And Public Information	Number of instances that CAPI assisted utilities with a question about regulatory procedure	Quantity	Number		SFY	42.00	26.00	30.00	47.00	48.00
Consumer Affairs And Public Information	Number of consumer complaints processed	Quantity	Number		SFY	2240.00	3066.00	1611.00	1451.00	1465.00
Efficiency and Energy Resources	Amount of energy efficiency MWH savings verified by PSD	Quantity	Number		CY	-	71,261	93,874	76,574	
Efficiency and Energy Resources	Amount of Tier 3 - MMBTU fossil fuel reductions verified by PSD	Quantity	Number		CY	-	3,646,844	5,492,381	6,266,469	
Efficiency and Energy Resources	Percent of electric vehicles (AEV and PHEV) on EV rates or direct load control	Quantity	Percent		CY	0.19	0.28	0.31	0.31	
Efficiency and Energy Resources	Percent of electric generation from renewable resources	Quantity	Percent		CY	0.63	0.69	0.78	0.81	
Efficiency and Energy Resources	Amount of cumulative "Behind-the-meter" renewable energy installed (non-hydroelectric) (MW)	Quantity	Decimal		CY	407.39	445.80	475.95	526.16	
Efficiency and Energy Resources	Amount of cumulative storage installed (MW)	Quantity	Number		CY	49.00	61.00	68.43	72.82	
Engineering	Number of excavation damages per 1,000 Dig Safe tickets	Quality	Decimal		CY	1.83	1.18	1.25	1.40	
Telecommunications	Percent of Vermont business and residential locations with access to broadband at 25/3 Mbps	Quantity	Percent	Higher is Better	CY	0.77	0.77	0.83	0.91	
Telecommunications	Percent of Vermont business and residential locations with access to broadband at 4/1 Mbps	Quantity	Percent	Higher is Better	CY	0.93	0.93	0.97	0.99	
Telecommunications	Percent of Vermont business and residential locations with access to broadband at 100/100 Mbps	Quantity	Percent	Higher is Better	CY	0.18	0.08	0.35	0.50	