



Agency of Administration
DEPARTMENT OF TAXES

Sarah Clark, Secretary
Craig Bolio, Commissioner
FY2026 Budget Request



Fiscal Year 2026 Budget Request

Agency of Administration

**D E P A R T M E N T O F
T A X E S**

Sarah Clark, Secretary

Craig Bolio, Commissioner,

Rebecca Sameroff, Deputy Tax Commissioner

Andrew Stein, Chief Operating Officer

Sharon Asay, Tax Finance Director

Budget Development

Holly S. Ferrant, AoA Chief Financial Officer

Jason Pinard, AoA Deputy Chief Financial Officer

Harmony Wilder, Financial Director II

Harley Oliver, Financial Director II

Fiscal Year 2026 Budget Request
table of contents

Agency of Administration
D E P A R T M E N T O F
T A X E S

Governor’s FY2026 Recommend, Summary & Highlights	4
Crosswalk	18
Program Performance Measures Budget Reports	25
Budget Rollup Report	27
Budget Detail Report	29
Personnel Summary Reports & Organizational Charts	37
Interdepartmental Transfers Receipts Report	53
Grants to Non-State Government Entities Report	54

Vermont Department of Taxes FY 2026 Budget

Mission

Our mission is to serve Vermonters by administering our tax laws fairly and efficiently to help taxpayers understand and comply with their state tax obligations.

Be a model of service-oriented tax administration

Our Goals

Service-oriented tax administration improves compliance rates, increases taxpayer satisfaction, and enhances engagement with our community. By helping Vermont's taxpayers understand their tax liabilities and making tax filing and payment as easy as possible, we enable our taxpayers to meet their tax obligations, supporting the voluntary reporting structure that is the bedrock of the U.S. tax system. We strive to provide user friendly systems, clear guidance, and easy ways to contact the Department when taxpayers need help.

Reduce the tax gap

The tax gap represents the difference between the amount of taxes that should have been paid to Vermont and the amount that was paid. Unreported, underreported, and unpaid taxes all contribute to the tax gap. A study released in September 2019 by the IRS estimated the net federal tax compliance rate for tax years 2011-2013 was 85.8%. Scaling this amount to Vermont's tax collection base would result in a Vermont tax gap of over \$300 million annually. Reducing the tax gap involves both promoting voluntary compliance as well as ensuring we effectively and fairly address compliance situations where taxes are not reported and paid voluntarily.

Promote a healthy organizational culture that helps our employees thrive

For us to rise to our mission, we must recruit and retain the most talented workforce possible. Recognizing that our agency is competing with a variety of other organizations, including private sector businesses and other government entities, we must strive to be an employer of choice within Vermont state government. By focusing on culture, employee engagement and morale, and rewarding opportunities for staff, we can ensure we're providing the highest possible level of government service, as well as a great place to work for Vermonters.

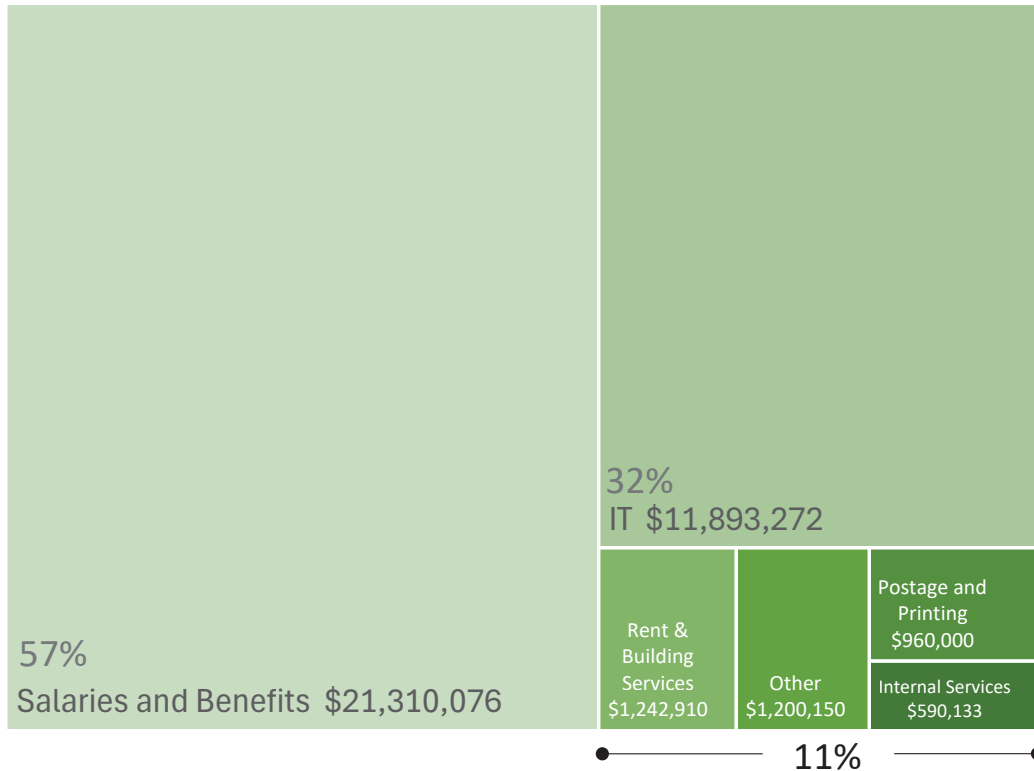
Vermont Department of Taxes FY 2026 Budget

Our Core Values

			
Service	Integrity	Growth	Community
<p>We lean into problem solving.</p> <p>We are responsive to taxpayers, and we listen.</p> <p>We treat each taxpayer fairly.</p> <p>We provide reliable, clear communication and guidance.</p> <p>We promote voluntary compliance to reduce the tax gap.</p>	<p>We keep systems and confidential information secure.</p> <p>We set realistic expectations and follow through when we say we will do something.</p> <p>We collect the correct amount of tax.</p> <p>We hold ourselves accountable.</p> <p>We provide honest and accurate information.</p>	<p>We work together to adapt to new challenges and continuously improve.</p> <p>We provide a solid career path and communicate with staff to meet goals and recognize accomplishments.</p> <p>We provide educational opportunities to foster an environment that promotes professional and personal growth.</p>	<p>We work as one team across the Department.</p> <p>We encourage asking for and accepting help when needed.</p> <p>We treat all people with kindness.</p> <p>We value difference of thought, experience, and culture.</p> <p>We work across agencies towards common goals.</p>

Vermont Department of Taxes FY 2026 Budget

Total Budget = \$37,196,541



Current Initiatives

Implement New Policies, including:

- Childcare Contribution
- New Local Option Tax Towns

Maintain historically high processing efficiency this tax season

Modernize Current Use

Complete and Transition VT Property Information Exchange

- VTPIE is the new statewide property tax IT system

Implement New Scanning System

Build on recruitment success

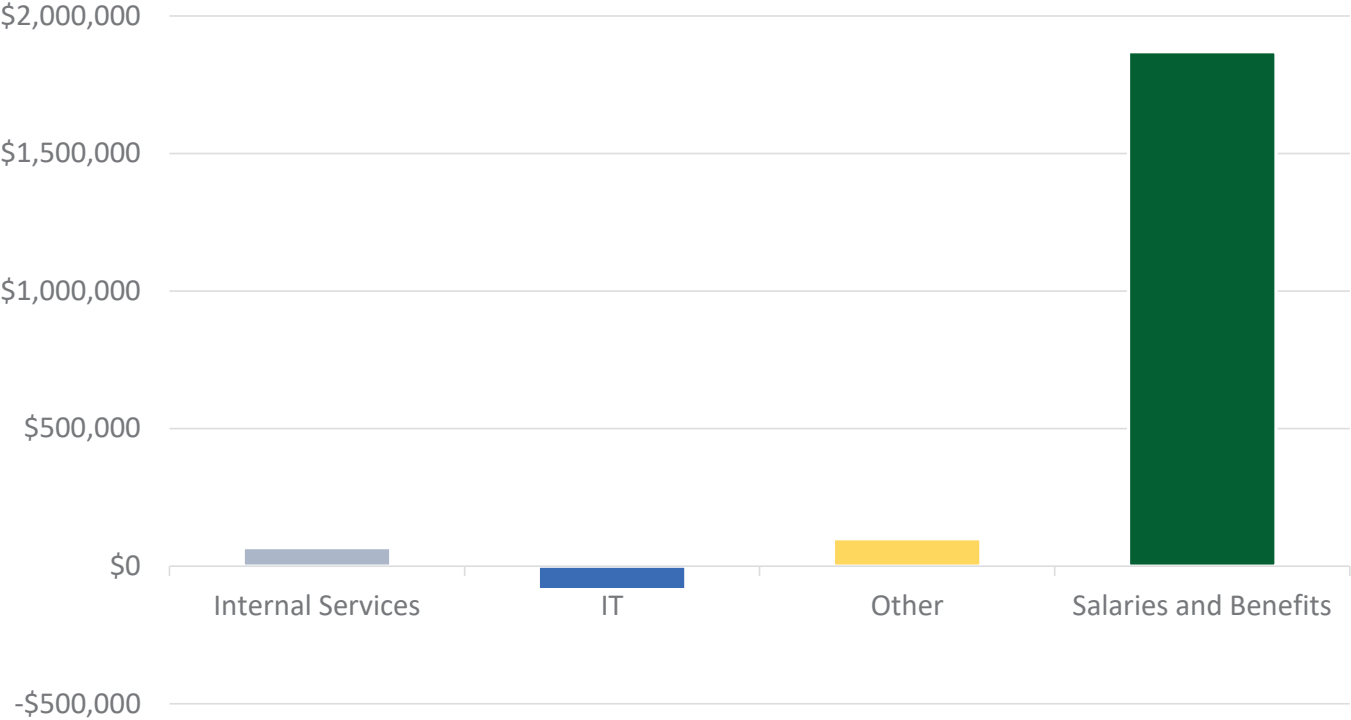
Continue process improvements on forms and VTax updates

Further operationalize organizational values

Vermont Department of Taxes FY 2026 Budget – Ups & Downs

Budget Category	General \$\$	Special \$\$	Inter Transfer	Total \$\$
FY25 Appropriation	23,248,019	11,880,709	115,000	35,243,728
Salary & Wages	637,517	228,031		865,548
Health Insurance	532,591	28,479		561,070
Retirement	403,992	61,007		464,999
Other Benefits & Workers Comp	12,696	9,286		21,982
VT Family & Medical Leave Insurance Premium	1,940	786		2,726
Child Care Contribution (benefit not administration)	14,242	932		15,174
Class Action RFR - Tax Examiners & Field Auditors	378,937	69,814		448,751
Operating Expenses - Net Change	422,605	1,236,625	0	67,614
Personal Services Reduction - CCC & CALAP	0	(495,051)	0	(495,051)
Subtotal of Increases/Decreases	1,420,136	532,677	0	1,952,813
FY 2026 Governor Recommend	24,668,155	12,413,386	115,000	37,196,541

Ups & Downs by Category



Performance

Spotlight on Success – 2024 Service

- **Refund Goal Achieved:** For the third straight year, the Department met the key performance goal of issuing 95% of timely requested Personal Income Tax refunds by June 1
 - Highest ever mark of 97% of refunds issued by that date
- **Renter Credit Progress:** In 2018, 25% of claims were issued within 60 days. In 2024, 96% of Renter Credit claims were issued within 60 days
- **Homestead Declaration Goal Achieved:** HSDs were completed two weeks ahead of the late June deadline – in line with strong performance in 2023 and a great improvement over years' past
- **Short Wait Times:** The Department received 106K calls in 2024. The average taxpayer waited 1 minute 23 seconds before talking to an agent

Spotlight on Success – 2024 Implementation

- **Childcare Contribution:** Implemented the new Childcare Contribution, featuring a big outreach campaign
- **Corporate and Business Income Tax:** Implemented a major policy overhaul to the Corporate Income Tax code and updated Business Income Tax forms to better address the complexities and nuances of the laws and tax structure
- **New Scanning System:** Implemented phase 1 of the Department's new scanning system and just completed phase 2, bringing about a suite of efficiencies for digitizing, depositing, and reviewing paper returns and checks.
- **New Phone System:** Rolled out a new phone system with enhanced capabilities to improve service

Spotlight on Success – 2024 Employee Engagement

Strongest Employee Engagement Results

- **98%** of employees believe the work they perform is linked to the Department meeting its goals and mission
- **92%** of employees say their colleagues are committed to doing good work
- **86%** of employees say they enjoy the day-to-day of their jobs
- **Ahead of State average on 68 of 72 questions**
- **Improved** on 87% of repeat questions from 2023 to 2024
- **30.8** net promoter score (statewide 9.2)

Spotlight on Success – 2014 to 2024 Employee Engagement

Question	2014	2024
2014: Morale in my department or agency is good 2024: The culture in my department is a healthy one	31.3	79.5
2014: I would recommend the State of Vermont to others as a great place to work 2024: My department is a good place to work	67.2	88
The amount of work I am expected to perform is reasonable	39.7	75.2
I am encouraged to share ideas on improving either service delivery or business process efficiency	47.7	82.9
The people I work with care about me	65.6	79.5

Vermont Department of Taxes FY 2026 Budget

Program: Personal Income Tax Administration

Goals:

- Ensure the Personal Income Tax code is administered equitably and efficiently
- Ensure proper amount of tax is paid
- Prevent identity theft and other fraud
- Quickly provide Vermonters with valid tax refunds

Performance Measure	CY2023	CY2024
Erroneous refunds prevented (\$)	\$7.7M	\$7.5M
Timely filed refunds issued within 45 days of due date (%)	96%	97%
Refunds issued within 30 days of filing (%)	84%	82%

Vermont Department of Taxes FY 2026 Budget

Program: Property Tax Credit

Goals:

- Provide residential property tax relief to Vermonters
- Prevent improper payments

Performance Measure	CY2023	CY2024
Property tax adjustments granted(\$)	\$171.4M	\$183M
Erroneous credits prevented (\$)	\$15.5M	\$17.9M
Claims that require manual review (%)	15%	17%

Vermont Department of Taxes FY 2026 Budget

Program: Renter Credit

Goals:

- Provide housing cost relief to Vermont renters
- Prevent improper payments
- Issue valid credits to Vermonters quickly

Performance Measure	CY2023	CY2024
Amount of renter credits granted(\$)	\$6.2M	\$7.2M
Erroneous credits prevented (\$)	\$4.4M	\$5M
Credits issued within 60 days of filing (%)	95%	96%

Vermont Department of Taxes FY 2026 Budget

Program: Current Use

Goals:

- Provide accurate, equitable, and transparent administration of Current Use reductions
- Ensure timely and accurate determination of program enrollment
- Provide accurate data to issue payments to municipalities for foregone revenue

Performance Measure	CY2023	CY2024
Amount of benefit to landowners (\$)	\$69.5M	\$76M
Applications Processed by April 15 (%)	21%	17%
Average days to process applications	199	244

Fiscal Year 2026 Budget Development Form: Department of Taxes

	General \$\$	Special \$\$	Interdept'l Transfer \$\$	Total \$\$
Approp #1 [1140010000] Administration/Collection: FY 2025 Approp	23,248,019	11,880,709	115,000	35,243,728
Other Changes: (Please insert changes to your base appropriation that occurred after the passage of the FY24 budget]				0
FY 2024 Other Changes	0	0	0	0
Total Approp. After FY 2024 Other Changes	23,248,019	11,880,709	115,000	35,243,728
CURRENT SERVICE LEVEL/CURRENT LAW	2,404,520	1,634,960	0	4,039,480
<i>Personal Services</i>	<i>1,981,915</i>	<i>398,335</i>	<i>0</i>	<i>2,380,250</i>
500000: Salary & Wages: Classified Employees	637,517	228,031		865,548
500010: Salary & Wages: Exempt Employees				
501500: Health Insurance: Classified Employees	532,591	28,479		561,070
501510: Health Insurances: Exempt Employees				
502000: Retirement: Classified Employees	403,992	61,007		464,999
502010: Retirement: Exempt Employees				
All Other Employee Payroll Related Fringe Benefits	(435)	2,510		2,075
504040: VT Family & Medical Leave Insurance Premium	1,940	786		2,726
504045: Child Care Contribution	14,242	932		15,174
505200: Workers' Compensation Insurance Premium	13,131	6,776		19,907
508000: Vacancy Turnover Savings				0
Class Action Request for Reclassification - Tax Examiners & Field Auditors	378,937	69,814		448,751
<i>Operating Expenses</i>	<i>422,605</i>	<i>1,236,625</i>	<i>0</i>	<i>1,659,230</i>
515010: Fee-for-Space Charge	9,583	4,944		14,527
516000: Insurance Other Than Employee Benefits	89	46		135
516010: Insurance - General Liability	(4,674)	(2,412)		(7,086)
516671: VISION/ISD	8,525	4,399		12,924
516685: ADS Allocated Charge	27,093	13,979		41,072
519006: Human Resources Services	(5,325)	(2,747)		(8,072)
523620: Single Audit Allocation		45,528		45,528
Increase In Contractual Information Technology Expenses- General Fund	354,515			354,515
Increase in Contractual and ADS expenses - Childcare fund 21181		290,386		290,386
Net Increase in Contractual and ADS expenses - fund 21590 Misc Fees		16,256		16,256
Increase In ADS Expenses - fund 21591 Local Option		330,000		330,000
ADS Service Level Agreement increase	32,799	71		32,870
Agency Fee increase - fund 21591 Local Option		7,700		7,700
Increase in Postage - fund 21594 Current Use		250,000		250,000
Increase to ADS end user computing - fund 21594 Current Use		88,475		88,475
Increase to Contractual Expenses - fund 21909 - Computer Modernization		190,000		190,000
Net reductions to Child Care Personnel Expenses - Childcare fund 21181		(249,466)		(249,466)

Fiscal Year 2026 Budget Development Form: Department of Taxes

	General \$\$	Special \$\$	Interdept'l Transfer \$\$	Total \$\$
Approp #1 [1140010000] Administration/Collection: FY 2025 Approp				
Other Personnel Services reduction in Local Option Tax fund 21591		(245,585)		(245,585)
Reductions to ADS Expenses	(734,384)			(734,384)
Reductions to Postage	(250,000)			(250,000)
Reductions to Contractual Expenses - fund 21591		(285,975)		(285,975)
Reductions to Contractual Expenses - fund 21594		(321,257)		(321,257)
<i>Grants</i>				0
				0
Subtotal of Increases/Decreases	1,420,136	532,677	0	1,952,813
FY 2026 Governor Recommend	24,668,155	12,413,386	115,000	37,196,541
Approp #2 [1140040000] Homeowner Rebate: FY 2025 Approp	19,100,000	0	0	19,100,000
Other Changes: (Please insert changes to your base appropriation that occurred after the passage of the FY24 budget]				0
FY 2024 Other Changes	0	0	0	0
Total Approp. After FY 2024 Other Changes	19,100,000	0	0	19,100,000
CURRENT SERVICE LEVEL/CURRENT LAW	(100,000)	0	0	(100,000)
<i>Personal Services</i>	<i>0</i>	<i>0</i>	<i>0</i>	<i>0</i>
500000: Salary & Wages: Classified Employees				0
500010: Salary & Wages: Exempt Employees				0
501500: Health Insurance: Classified Employees				0
501510: Health Insurances: Exempt Employees				0
502000: Retirement: Classified Employees				0
502010: Retirement: Exempt Employees				0
All Other Employee Payroll Related Fringe Benefits				0
504040: VT Family & Medical Leave Insurance Premium				0
504045: Child Care Contribution				0
505200: Workers' Compensation Insurance Premium				0
508000: Vacancy Turnover Savings				0
				0
<i>Operating Expenses</i>	<i>0</i>	<i>0</i>	<i>0</i>	<i>0</i>
515010: Fee-for-Space Charge				0
516000: Insurance Other Than Employee Benefits				0
516010: Insurance - General Liability				0
516671: VISION/ISD				0
516685: ADS Allocated Charge				0
519006: Human Resources Services				0

Fiscal Year 2026 Budget Development Form: Department of Taxes

	General \$\$	Special \$\$	Interdept'l Transfer \$\$	Total \$\$
Approp #2 [1140040000] Homeowner Rebate: FY 2025 Approp				
523620: Single Audit Allocation				0
<i>Grants</i>	(100,000)	0	0	(100,000)
550220: Grants	(100,000)			(100,000)
				0
Subtotal of Increases/Decreases	(100,000)	0	0	(100,000)
FY 2026 Governor Recommend	19,000,000	0	0	19,000,000
Approp #3 [1140330000] Renter Rebate: FY 2025 Approp				
	9,500,000	0	0	9,500,000
Other Changes: (Please insert changes to your base appropriation that occurred after the passage of the FY24 budget]				0
FY 2024 Other Changes	0	0	0	0
Total Approp. After FY 2024 Other Changes	9,500,000	0	0	9,500,000
CURRENT SERVICE LEVEL/CURRENT LAW	0	0	0	0
<i>Personal Services</i>	0	0	0	0
500000: Salary & Wages: Classified Employees				0
500010: Salary & Wages: Exempt Employees				0
501500: Health Insurance: Classified Employees				0
501510: Health Insurances: Exempt Employees				0
502000: Retirement: Classified Employees				0
All Other Employee Payroll Related Fringe Benefits				0
504040: VT Family & Medical Leave Insurance Premium				0
504045: Child Care Contribution				0
505200: Workers' Compensation Insurance Premium				0
508000: Vacancy Turnover Savings				0
<i>Operating Expenses</i>	0	0	0	0
515010: Fee-for-Space Charge				0
516000: Insurance Other Than Employee Benefits				0
516010: Insurance - General Liability				0
516671: VISION/ISD				0
516685: ADS Allocated Charge				0
519006: Human Resources Services				0
523620: Single Audit Allocation				0
<i>Grants</i>	0	0	0	0
	0	0	0	0
FY 2026 Governor Recommend	9,500,000	0	0	9,500,000

Fiscal Year 2026 Budget Development Form: Department of Taxes

	General \$\$	Special \$\$	Interdept'l Transfer \$\$	Total \$\$
Approp #4 [1140060000] Reappraisal & Listing Payments: FY 2025	3,400,000	0	0	3,400,000
Approp				
Other Changes: (Please insert changes to your base appropriation that occurred after the passage of the FY24 budget]				0
FY 2024 Other Changes	0	0	0	0
Total Approp. After FY 2024 Other Changes	3,400,000	0	0	3,400,000
CURRENT SERVICE LEVEL/CURRENT LAW	10,000	0	0	10,000
<i>Personal Services</i>	0	0	0	0
500000: Salary & Wages: Classified Employees				0
500010: Salary & Wages: Exempt Employees				0
501500: Health Insurance: Classified Employees				0
501510: Health Insurances: Exempt Employees				0
502000: Retirement: Classified Employees				0
502010: Retirement: Exempt Employees				0
All Other Employee Payroll Related Fringe Benefits				0
504040: VT Family & Medical Leave Insurance Premium				0
504045: Child Care Contribution				0
505200: Workers' Compensation Insurance Premium				0
508000: Vacancy Turnover Savings				0
				0
<i>Operating Expenses</i>	0	0	0	0
515010: Fee-for-Space Charge				0
516000: Insurance Other Than Employee Benefits				0
516010: Insurance - General Liability				0
516671: VISION/ISD				0
516685: ADS Allocated Charge				0
519006: Human Resources Services				0
523620: Single Audit Allocation				0
				0
<i>Grants</i>	10,000	0	0	10,000
550000: Grants to Municipalities	10,000			10,000
				0
Subtotal of Increases/Decreases	10,000	0	0	10,000
FY 2026 Governor Recommend	3,410,000	0	0	3,410,000

Fiscal Year 2026 Budget Development Form: Department of Taxes

	General \$\$	Special \$\$	Interdept'l Transfer \$\$	Total \$\$
Approp #5 [1140070000] Municipal Current Use: FY 2025 Approp	20,050,000	0	0	20,050,000
Other Changes: (Please insert changes to your base appropriation that occurred after the passage of the FY24 budget]				0
FY 2024 Other Changes	0	0	0	0
Total Approp. After FY 2024 Other Changes	20,050,000	0	0	20,050,000
CURRENT SERVICE LEVEL/CURRENT LAW	1,300,000	0	0	1,300,000
<i>Personal Services</i>	0	0	0	0
500000: Salary & Wages: Classified Employees				0
501500: Health Insurance: Classified Employees				0
502000: Retirement: Classified Employees				0
All Other Employee Payroll Related Fringe Benefits				0
504040: VT Family & Medical Leave Insurance Premium				0
504045: Child Care Contribution				0
505200: Workers' Compensation Insurance Premium				0
508000: Vacancy Turnover Savings				0
				0
<i>Operating Expenses</i>	0	0	0	0
515010: Fee-for-Space Charge				0
516000: Insurance Other Than Employee Benefits				0
516010: Insurance - General Liability				0
516671: VISION/ISD				0
516685: ADS Allocated Charge				0
519006: Human Resources Services				0
523620: Single Audit Allocation				0
				0
<i>Grants</i>	1,300,000	0	0	1,300,000
550000: Grants to Municipalities	1,300,000			1,300,000
				0
Subtotal of Increases/Decreases	1,300,000	0	0	1,300,000
FY 2026 Governor Recommend	21,350,000	0	0	21,350,000

Fiscal Year 2026 Budget Development Form: Department of Taxes

	General \$\$	Special \$\$	Interdept'l Transfer \$\$	Total \$\$
Approp #6 [1140020000] Payments In Lieu of Taxes: FY 2025 Approp	0	12,050,000	0	12,050,000
Other Changes: (Please insert changes to your base appropriation that occurred after the passage of the FY24 budget]				0
FY 2024 Other Changes	0	0	0	0
Total Approp. After FY 2024 Other Changes	0	12,050,000	0	12,050,000
CURRENT SERVICE LEVEL/CURRENT LAW	0	150,000	0	150,000
<i>Personal Services</i>	<i>0</i>	<i>0</i>	<i>0</i>	<i>0</i>
500000: Salary & Wages: Classified Employees				0
500010: Salary & Wages: Exempt Employees				
501500: Health Insurance: Classified Employees				0
501510: Health Insurances: Exempt Employees				
502000: Retirement: Classified Employees				0
502010: Retirement: Exempt Employees				
All Other Employee Payroll Related Fringe Benefits				0
504040: VT Family & Medical Leave Insurance Premium				0
504045: Child Care Contribution				0
505200: Workers' Compensation Insurance Premium				0
508000: Vacancy Turnover Savings				0
				0
<i>Operating Expenses</i>	<i>0</i>	<i>0</i>	<i>0</i>	<i>0</i>
515010: Fee-for-Space Charge				0
516000: Insurance Other Than Employee Benefits				0
516010: Insurance - General Liability				0
516671: VISION/ISD				0
516685: ADS Allocated Charge				0
519006: Human Resources Services				0
523620: Single Audit Allocation				0
				0
<i>Grants</i>	<i>0</i>	<i>150,000</i>	<i>0</i>	<i>150,000</i>
550000: Grants to Municipalities		150,000		150,000
				0
Subtotal of Increases/Decreases	0	150,000	0	150,000
FY 2026 Governor Recommend	0	12,200,000	0	12,200,000

Fiscal Year 2026 Budget Development Form: Department of Taxes

	General \$\$	Special \$\$	Interdept'l Transfer \$\$	Total \$\$
Approp #7 [1140030000] PILOT - Correctional Facilities: FY 2025	0	40,000	0	40,000
Other Changes: (Please insert changes to your base appropriation that				0
FY 2024 Other Changes	0	0	0	0
Total Approp. After FY 2024 Other Changes	0	40,000	0	40,000
CURRENT SERVICE LEVEL/CURRENT LAW	0	0	0	0
<i>Personal Services</i>	0	0	0	0
500000: Salary & Wages: Classified Employees				0
501500: Health Insurance: Classified Employees				0
502000: Retirement: Classified Employees				0
All Other Employee Payroll Related Fringe Benefits				0
504040: VT Family & Medical Leave Insurance Premium				0
504045: Child Care Contribution				0
505200: Workers' Compensation Insurance Premium				0
508000: Vacancy Turnover Savings				0
				0
<i>Operating Expenses</i>	0	0	0	0
515010: Fee-for-Space Charge				0
516000: Insurance Other Than Employee Benefits				0
516010: Insurance - General Liability				0
516671: VISION/ISD				0
516685: ADS Allocated Charge				0
519006: Human Resources Services				0
523620: Single Audit Allocation				0
				0
<i>Grants</i>	0	0	0	0
				0
Subtotal of Increases/Decreases	0	0	0	0
FY 2026 Governor Recommend	0	40,000	0	40,000
Department of Taxes FY 2025 Appropriation	75,298,019	23,970,709	115,000	99,383,728
Reductions and Other Changes	0	0	0	0
FY 2025 Total After Other Changes	75,298,019	23,970,709	115,000	99,383,728
TOTAL INCREASES/DECREASES	2,630,136	682,677	0	3,312,813
Department of Taxes FY 2026 Governor Recommend	77,928,155	24,653,386	115,000	102,696,541

Agency of Administration - Department of Taxes

Program Name	Appropriation Dept ID	Program Purpose and Context	Program Services Provided	Program Website	Number of Measures Reported
Personal Income Tax Administration	1140010000	The following performance metrics center around the controls and efficiencies of administering Vermont's Personal Income Tax, especially as it applies to refundable dollars going out the door. The State's Personal Income Tax applies to hundreds of thousands of Vermonters, is the largest source of revenue for the General Fund, and is used to provide key benefits like the Earned Income Tax Credit.	The Department works with the preparer community to provide updates on statutory updates and to provide training to volunteer preparers who may assist taxpayers in completing these documents. The Department publishes press releases and works with media outlets to remind taxpayers of their filing responsibilities. The Department strives to update and provide clear guidance for taxpayers and preparers on how to file these returns.	https://tax.vermont.gov/individuals/personal-income-tax	3
Property Tax Credit	1140040000	Vermont's Property Tax Credit program is used to assist primary homeowners in Vermont pay statewide education property taxes based on their income. Resident households with 2021 incomes less than roughly \$140,000 may be eligible for a property tax credit to reduce what they would otherwise owe in property taxes.	The Department works with the preparer community to provide updates on statutory updates and to provide training to volunteer preparers who may assist taxpayers in completing these documents. The Department publishes press releases and works with media outlets to remind taxpayers of their filing responsibilities. The Department strives to update and provide clear guidance for taxpayers and preparers on how to file these returns.	https://tax.vermont.gov/property/tax-credit	3
Current Use	1140070000	Vermont's Current Use program aims to encourage and conserve Vermont's productive forest and agricultural lands. It is administered by the Department of Taxes' Division of Property Valuation and Review. As of January 2023, 2,531,733 acres, 15,669 landowners, and 19,259 parcels were enrolled in Current use.	The Department strives to update and provide clear guidance for landowners, consulting foresters and municipal officials. The Department provides annual training for municipal officials to help them understand and complete their statutory requirements as they pertain to Current Use. The Department works with stakeholders and partners on statutory updates and guidance.	https://tax.vermont.gov/property/current-use	3
Renter Credit	1140330000	Vermont's Renter Rebate program has long been administered by the Tax Department as part of the Personal Income Tax filing process to assist lower-income Vermonters with the cost of rent. It is being replaced in 2021 with a new Renter Credit with more inclusive eligibility criteria, a more accessible form, new income limits, and a smooth phaseout for eligibility.	The Department works with the preparer community to provide updates on statutory updates and to provide training to volunteer preparers who may assist taxpayers in completing these documents. The Department publishes press releases and works with media outlets to remind taxpayers of their filing responsibilities. The Department strives to update and provide clear guidance for taxpayers and preparers on how to file these returns.	https://tax.vermont.gov/individuals/renter-credit	3

Agency of Administration - Department of Taxes

Program Name	Measure	Measure Type	Unit Type	Polarity	Reporting Period	2018	2019	2020	2021	2022	2023	2024	Target	Notes
Current Use	Average days for Tax Dept processing	Quality	Number	Lower is Better	CY	98.00	105.00	105.00	155.00	143.00	199.00	244.00	155	
Current Use	Percent of applications processed by April 15	Quality	Percent	Higher is Better	CY	52%	54%	39%	20%	20%	21%	17%	45%	The FY24 figure is as of April 18 due to a major system transition that prevented these applications from being processed earlier. April 18 was the go-live date for the new system functionality, and the team took a phased-in approach to fully processing applications around this date.
Current Use	Amount of savings to landowners	Result	Currency	No Polarity	CY	63,100,000	64,100,000	66,500,000	66,600,000	65,500,000	69,500,000	76,000,000	N/A	
Personal Income Tax Administration	Percent of filed refunds issued within 45 days of due date	Quality	Percent	Higher is Better	CY	90%	94%	95%	90%	95%	96%	97%	95%	
Personal Income Tax Administration	Percent of refunds issued within 30 days	Quality	Percent	Higher is Better	CY	69%	71%	73%	64%	82%	84%	82%		
Personal Income Tax Administration	Amount of erroneous refunds prevented	Quantity	Currency	No Polarity	CY	5,300,000	6,300,000	7,000,000	6,900,000	8,100,000	7,700,000	7,500,000	N/A	
Property Tax Credit	Amount of erroneous adjustments prevented	Quality	Currency	No Polarity	CY	17,996,878	14,100,000	14,500,000	14,400,000	15,600,000	15,500,000	17,869,216	N/A	
Property Tax Credit	Percent of claims that require manual review	Quality	Percent	Lower is Better	CY	35%	20%	16%	16%	16%	15%	17%	N/A	
Property Tax Credit	Amount of property tax adjustments granted	Quantity	Currency	No Polarity	CY	182,500,000	183,500,000	188,400,000	187,900,000	179,000,000	171,400,000	183,000,000	N/A	
Renter Credit	Percent of claims issued within 60 days	Quality	Percent	Higher is Better	CY	35%	42%	77%	73%	61%	95%	96%	95%	
Renter Credit	Amount of erroneous credits prevented	Quality	Currency	No Polarity	CY	5,800,000	4,000,000	3,400,000	5,600,000	4,200,000	4,400,000	5,000,000	N/A	
Renter Credit	Amount of renter credits granted	Quantity	Currency	No Polarity	CY	8,100,000	8,500,000	8,100,000	6,800,000	6,800,000	6,200,000	7,200,000	9,500,000	Target reflects FY25 appropriation for Renter Credit program

**State of Vermont
Budget Rollup Report**

Organization: 1140010000 - Tax - Administration/Collection

Budget Object Group: 1. PERSONAL SERVICES

Budget Object Rollup Name	FY2024 Actuals	FY2025 Original As Passed Budget	FY2025 Governor's BAA Recommended Budget	FY2026 Governor's Recommended Budget	Difference Between FY2026 Governor's Recommend and FY2025 As Passed	Percent Change FY2026 Governor's Recommend and FY2025 As Passed
Salaries and Wages	10,280,591	10,427,659	10,427,659	12,043,978	1,616,319	15.5%
Fringe Benefits	6,020,594	7,044,881	7,044,881	8,720,347	1,675,466	23.8%
Contracted and 3rd Party Service	5,550,647	8,945,214	8,945,214	8,873,230	(71,984)	-0.8%
PerDiem and Other Personal Services	19,864	1,957,837	1,957,837	551,251	(1,406,586)	-71.8%
Budget Object Group Total: 1. PERSONAL SERVICES	21,871,696	28,375,591	28,375,591	30,188,806	1,813,215	6.4%

Budget Object Group: 2. OPERATING

Budget Object Rollup Name	FY2024 Actuals	FY2025 Original As Passed Budget	FY2025 Governor's BAA Recommended Budget	FY2026 Governor's Recommended Budget	Difference Between FY2026 Governor's Recommend and FY2025 As Passed	Percent Change FY2026 Governor's Recommend and FY2025 As Passed
Equipment	10,693	17,500	17,500	17,500	0	0.0%
IT/Telecom Services and Equipment	3,028,929	3,764,876	3,764,876	3,851,742	86,866	2.3%
IT Repair and Maintenance Services	49,460	50,000	50,000	50,000	0	0.0%
Other Operating Expenses	284,667	265,000	265,000	310,528	45,528	17.2%
Other Rental	1,493	15,600	15,600	15,600	0	0.0%
Other Purchased Services	1,303,206	1,435,928	1,435,928	1,428,605	(7,323)	-0.5%
Property and Maintenance	2,356	19,000	19,000	19,000	0	0.0%
Property Rental	933,844	1,115,783	1,115,783	1,130,310	14,527	1.3%
Supplies	48,432	115,600	115,600	115,600	0	0.0%
Travel	65,252	68,850	68,850	68,850	0	0.0%
Budget Object Group Total: 2. OPERATING	5,728,333	6,868,137	6,868,137	7,007,735	139,598	2.0%

Budget Object Group: 3. GRANTS

Budget Object Rollup Name	FY2024 Actuals	FY2025 Original As Passed Budget	FY2025 Governor's BAA Recommended Budget	FY2026 Governor's Recommended Budget	Difference Between FY2026 Governor's Recommend and FY2025 As Passed	Percent Change FY2026 Governor's Recommend and FY2025 As Passed
Grants Rollup	0	0	0	0	0	0.0%
Budget Object Group Total: 3. GRANTS	0	0	0	0	0	0.0%

Total Expenditures	27,600,029	35,243,728	35,243,728	37,196,541	1,952,813	5.5%
---------------------------	-------------------	-------------------	-------------------	-------------------	------------------	-------------

**State of Vermont
Budget Rollup Report**

Organization: 1140010000 - Tax - Administration/Collection

Fund Name	FY2024 Actuals	FY2025 Original As Passed Budget	FY2025 Governor's BAA Recommended Budget	FY2026 Governor's Recommended Budget	Difference Between FY2026 Governor's Recommend and FY2025 As Passed	Percent Change FY2026 Governor's Recommend and FY2025 As Passed
General Funds	20,614,249	23,248,019	23,248,019	24,668,155	1,420,136	6.1%
Special Fund	6,941,015	11,880,709	11,880,709	12,413,386	532,677	4.5%
Coronavirus Relief Fund	0	0	0	0	0	0.0%
IDT Funds	44,765	115,000	115,000	115,000	0	0.0%
Funds Total	27,600,029	35,243,728	35,243,728	37,196,541	1,952,813	5.5%

Position Count	167
FTE Total	167

**State of Vermont
Budget Detail Report**

Organization: 1140010000 - Tax - Administration/Collection

Budget Object Group: 1. PERSONAL SERVICES

			FY2025 Original As Passed	FY2025 Governor's BAA	FY2026 Governor's	Difference Between	Percent Change FY2026
		FY2024 Actuals	Budget	Recommended Budget	Recommended Budget	FY2026 Governor's	Governor's Recommend
						Recommend and FY2025	and FY2025 As Passed
						As Passed	
Description	Code						
Classified Employees	500000	10,252,867	9,565,458	9,565,458	10,883,798	1,318,340	13.8%
Exempt	500010	0	1,292,201	1,292,201	1,590,180	297,979	23.1%
Temporary Employees	500040	0	270,000	270,000	270,000	0	0.0%
Overtime	500060	27,723	50,000	50,000	50,000	0	0.0%
Vacancy Turnover Savings	508000	0	(750,000)	(750,000)	(750,000)	0	0.0%
Total: Salaries and Wages		10,280,591	10,427,659	10,427,659	12,043,978	1,616,319	15.5%

			FY2025 Original As Passed	FY2025 Governor's BAA	FY2026 Governor's	Difference Between	Percent Change FY2026
		FY2024 Actuals	Budget	Recommended Budget	Recommended Budget	FY2026 Governor's	Governor's Recommend
						Recommend and FY2025	and FY2025 As Passed
						As Passed	
Description	Code						
FICA - Classified Employees	501000	749,738	731,764	731,764	832,625	100,861	13.8%
FICA - Exempt	501010	0	98,854	98,854	121,649	22,795	23.1%
Health Ins - Classified Empl	501500	2,407,690	2,698,031	2,698,031	3,396,205	698,174	25.9%
Health Ins - Exempt	501510	0	302,237	302,237	394,038	91,801	30.4%
Retirement - Classified Empl	502000	2,614,046	2,536,967	2,536,967	3,124,129	587,162	23.1%
Retirement - Exempt	502010	0	306,830	306,830	418,603	111,773	36.4%
Dental - Classified Employees	502500	104,147	111,743	111,743	125,391	13,648	12.2%
Dental - Exempt	502510	0	9,383	9,383	11,089	1,706	18.2%
Life Ins - Classified Empl	503000	44,568	42,885	42,885	42,555	(330)	-0.8%
Life Ins - Exempt	503010	0	6,072	6,072	6,479	407	6.7%
LTD - Classified Employees	503500	2,858	1,903	1,903	3,393	1,490	78.3%
LTD - Exempt	503510	0	2,172	2,172	2,671	499	23.0%
EAP - Classified Empl	504000	4,673	4,692	4,692	5,661	969	20.7%
EAP - Exempt	504010	0	408	408	518	110	27.0%
FMLI	504040	0	40,287	40,287	46,028	5,741	14.3%
Child Care Contribution Exp	504045	0	35,832	35,832	54,585	18,753	52.3%
Employee Tuition Costs	504530	595	8,000	8,000	8,000	0	0.0%
Employee Moving Expense	504540	0	0	0	0	0	0.0%
Workers Comp - Ins Premium	505200	82,264	89,821	89,821	109,728	19,907	22.2%
Unemployment Compensation	505500	10,016	17,000	17,000	17,000	0	0.0%
Total: Fringe Benefits		6,020,594	7,044,881	7,044,881	8,720,347	1,675,466	23.8%

**State of Vermont
Budget Detail Report**

Organization: 1140010000 - Tax - Administration/Collection

Contracted and 3rd Party Service		FY2024 Actuals	FY2025 Original As Passed Budget	FY2025 Governor's BAA Recommended Budget	FY2026 Governor's Recommended Budget	Difference Between FY2026 Governor's Recommend and FY2025 As Passed	Percent Change FY2026 Governor's Recommend and FY2025 As Passed
Description	Code						
Contr&3Rd Pty-Educ & Training	507350	6,426	30,000	30,000	30,000	0	0.0%
Adr Mediation	507505	0	0	0	0	0	0.0%
Contr&3Rd Pty - Info Tech	507550	5,514,517	8,163,514	8,163,514	7,991,530	(171,984)	-2.1%
Other Contr and 3Rd Pty Serv	507600	6,125	721,700	721,700	821,700	100,000	13.9%
Interpreters	507615	2,238	0	0	0	0	0.0%
Recording & Other Fees	507620	21,342	30,000	30,000	30,000	0	0.0%
Total: Contracted and 3rd Party Service		5,550,647	8,945,214	8,945,214	8,873,230	(71,984)	-0.8%

PerDiem and Other Personal Services		FY2024 Actuals	FY2025 Original As Passed Budget	FY2025 Governor's BAA Recommended Budget	FY2026 Governor's Recommended Budget	Difference Between FY2026 Governor's Recommend and FY2025 As Passed	Percent Change FY2026 Governor's Recommend and FY2025 As Passed
Description	Code						
Catamount Health Assessment	505700	4,542	7,000	7,000	7,000	0	0.0%
Per Diem	506000	6,813	20,000	20,000	20,000	0	0.0%
Other Personal Services	506199	0	1,855,337	1,855,337	448,751	(1,406,586)	-75.8%
Other Pers Serv	506200	0	70,000	70,000	70,000	0	0.0%
Transcripts	506220	267	500	500	500	0	0.0%
Service of Papers	506240	8,243	5,000	5,000	5,000	0	0.0%
Service of Papers Sheriff	506245	0	0	0	0	0	0.0%
Total: PerDiem and Other Personal Services		19,864	1,957,837	1,957,837	551,251	(1,406,586)	-71.8%

Total: 1. PERSONAL SERVICES	21,871,696	28,375,591	28,375,591	30,188,806	1,813,215	6.4%
------------------------------------	-------------------	-------------------	-------------------	-------------------	------------------	-------------

Budget Object Group: 2. OPERATING

Equipment		FY2024 Actuals	FY2025 Original As Passed Budget	FY2025 Governor's BAA Recommended Budget	FY2026 Governor's Recommended Budget	Difference Between FY2026 Governor's Recommend and FY2025 As Passed	Percent Change FY2026 Governor's Recommend and FY2025 As Passed
Description	Code						
Other Equipment	522400	1,298	0	0	0	0	0.0%
Office Equipment	522410	0	10,000	10,000	10,000	0	0.0%
Furniture & Fixtures	522700	9,395	7,500	7,500	7,500	0	0.0%
Total: Equipment		10,693	17,500	17,500	17,500	0	0.0%

**State of Vermont
Budget Detail Report**

Organization: 1140010000 - Tax - Administration/Collection

IT/Telecom Services and Equipment		FY2024 Actuals	FY2025 Original As Passed	FY2025 Governor's BAA	FY2026 Governor's	Difference Between	Percent Change FY2026
			Budget	Recommended Budget	Recommended Budget	FY2026 Governor's Recommend and FY2025 As Passed	Governor's Recommend and FY2025 As Passed
Description	Code						
Software-License-ApplicaSupprt	516551	0	0	0	0	0	0.0%
Software-License-Security	516554	0	0	0	0	0	0.0%
ADS VOIP Expense	516605	7,211	10,000	10,000	10,000	0	0.0%
Internet	516620	2,260	4,000	4,000	4,000	0	0.0%
Telecom-Telephone Services	516652	2	0	0	0	0	0.0%
Telecom-Toll Free Phone Serv	516657	1,484	2,000	2,000	2,000	0	0.0%
Telecom-Wireless Phone Service	516659	24,717	25,000	25,000	25,000	0	0.0%
ADS Enterp App Supp SOV Emp Exp	516660	708,248	847,333	847,333	880,203	32,870	3.9%
ADS End User Computing Exp.	516662	1,717,779	2,189,744	2,189,744	2,189,744	0	0.0%
ADS Hosting Charges	516663	0	0	0	0	0	0.0%
ADS Security SOV Employee Exp.	516665	35,486	70,000	70,000	70,000	0	0.0%
ADS EA SOV Employee Expense	516667	0	1,000	1,000	1,000	0	0.0%
It Intsvccost-Vision/Isdassess	516671	149,960	152,852	152,852	165,776	12,924	8.5%
ADS Centrex Exp.	516672	1,570	3,400	3,400	3,400	0	0.0%
ADS PM SOV Employee Expense	516683	67,540	50,000	50,000	50,000	0	0.0%
ADS Allocation Exp.	516685	181,584	192,047	192,047	233,119	41,072	21.4%
ADS Project Mgmt Contracts	516690	45,370	0	0	0	0	0.0%
ADS Security Contracts	516693	10,200	120,000	120,000	120,000	0	0.0%
Hw - Computer Peripherals	522201	16,382	20,000	20,000	20,000	0	0.0%
Hardware - Desktop & Laptop Pc	522216	51,720	75,000	75,000	75,000	0	0.0%
Hw - Printers,Copiers,Scanners	522217	3,931	2,500	2,500	2,500	0	0.0%
Hw-Video Conferencing	522260	3,435	0	0	0	0	0.0%
Hardware - Data Network	522273	50	0	0	0	0	0.0%
Software-Security	522288	0	0	0	0	0	0.0%
Communications Equipment	522430	0	0	0	0	0	0.0%
Total: IT/Telecom Services and Equipment		3,028,929	3,764,876	3,764,876	3,851,742	86,866	2.3%

IT Repair and Maintenance Services		FY2024 Actuals	FY2025 Original As Passed	FY2025 Governor's BAA	FY2026 Governor's	Difference Between	Percent Change FY2026
			Budget	Recommended Budget	Recommended Budget	FY2026 Governor's Recommend and FY2025 As Passed	Governor's Recommend and FY2025 As Passed
Description	Code						
Repair&Maintenance-Compsys Hw	513005	0	0	0	0	0	0.0%
Repair & Maint - Office Tech	513010	36,898	50,000	50,000	50,000	0	0.0%
Hardwre-Rep&Main-PrintCopyScan	513038	1,091	0	0	0	0	0.0%
Software-Rep&Maint-ApplicaSupp	513050	11,471	0	0	0	0	0.0%
Software-Rep&Maint-Security	513053	0	0	0	0	0	0.0%

**State of Vermont
Budget Detail Report**

Organization: 1140010000 - Tax - Administration/Collection

Total: IT Repair and Maintenance Services		49,460	50,000	50,000	50,000	0	0.0%
---	--	--------	--------	--------	--------	---	------

		FY2024 Actuals	FY2025 Original As Passed Budget	FY2025 Governor's BAA Recommended Budget	FY2026 Governor's Recommended Budget	Difference Between FY2026 Governor's Recommend and FY2025 As Passed	Percent Change FY2026 Governor's Recommend and FY2025 As Passed
Other Operating Expenses							
Description	Code						
Single Audit Allocation	523620	258,207	245,000	245,000	290,528	45,528	18.6%
Registration & Identification	523640	26,460	20,000	20,000	20,000	0	0.0%
Total: Other Operating Expenses		284,667	265,000	265,000	310,528	45,528	17.2%

		FY2024 Actuals	FY2025 Original As Passed Budget	FY2025 Governor's BAA Recommended Budget	FY2026 Governor's Recommended Budget	Difference Between FY2026 Governor's Recommend and FY2025 As Passed	Percent Change FY2026 Governor's Recommend and FY2025 As Passed
Other Rental							
Description	Code						
Rental - Auto	514550	1,243	15,000	15,000	15,000	0	0.0%
Rental - Office Equipment	514650	250	600	600	600	0	0.0%
Total: Other Rental		1,493	15,600	15,600	15,600	0	0.0%

**State of Vermont
Budget Detail Report**

Organization: 1140010000 - Tax - Administration/Collection

Other Purchased Services		FY2024 Actuals	FY2025 Original As Passed	FY2025 Governor's BAA	FY2026 Governor's	Difference Between	Percent Change FY2026
			Budget	Recommended Budget	Recommended Budget	FY2026 Governor's Recommend and FY2025 As Passed	Governor's Recommend and FY2025 As Passed
Description	Code						
Insurance Other Than Empl Bene	516000	11,771	9,337	9,337	9,472	135	1.4%
Insurance - General Liability	516010	72,471	77,076	77,076	69,990	(7,086)	-9.2%
Insurance - Auto	516020	91	0	0	0	0	0.0%
Dues	516500	156,108	65,000	65,000	65,000	0	0.0%
Licenses	516550	1,729	3,000	3,000	3,000	0	0.0%
Advertising-Print	516813	224	6,000	6,000	6,000	0	0.0%
Advertising - Job Vacancies	516820	4,982	0	0	0	0	0.0%
Trade Shows & Events	516870	0	0	0	0	0	0.0%
Printing and Binding	517000	99,330	100,000	100,000	100,000	0	0.0%
Printing & Binding-Bgs Copy Ct	517005	120,057	145,000	145,000	145,000	0	0.0%
Photocopying	517020	0	0	0	0	0	0.0%
Registration For Meetings&Conf	517100	10,361	15,000	15,000	15,000	0	0.0%
Empl Train & Background Checks	517120	1,477	2,000	2,000	2,000	0	0.0%
Postage	517200	402,043	435,000	435,000	435,000	0	0.0%
Postage - Bgs Postal Svcs Only	517205	196,954	275,000	275,000	275,000	0	0.0%
Freight & Express Mail	517300	1,967	5,000	5,000	5,000	0	0.0%
Instate Conf, Meetings, Etc	517400	663	0	0	0	0	0.0%
Catering-Meals-Cost	517410	1,197	0	0	0	0	0.0%
Outside Conf, Meetings, Etc	517500	225	0	0	0	0	0.0%
Other Purchased Services	519000	0	0	0	0	0	0.0%
Agency Fee	519005	73,601	62,579	62,579	70,279	7,700	12.3%
Human Resources Services	519006	139,233	157,936	157,936	149,864	(8,072)	-5.1%
Security Services	519025	0	75,000	75,000	75,000	0	0.0%
Moving State Agencies	519040	8,723	3,000	3,000	3,000	0	0.0%
Total: Other Purchased Services		1,303,206	1,435,928	1,435,928	1,428,605	(7,323)	-0.5%

Property and Maintenance		FY2024 Actuals	FY2025 Original As Passed	FY2025 Governor's BAA	FY2026 Governor's	Difference Between	Percent Change FY2026
			Budget	Recommended Budget	Recommended Budget	FY2026 Governor's Recommend and FY2025 As Passed	Governor's Recommend and FY2025 As Passed
Description	Code						
Recycling	510220	2,027	4,000	4,000	4,000	0	0.0%
Custodial	510400	0	0	0	0	0	0.0%
Repair & Maint - Buildings	512000	329	15,000	15,000	15,000	0	0.0%
Repair&Maint-Non-Info Tech Equ	513100	0	0	0	0	0	0.0%
Total: Property and Maintenance		2,356	19,000	19,000	19,000	0	0.0%

**State of Vermont
Budget Detail Report**

Organization: 1140010000 - Tax - Administration/Collection

Property Rental		FY2024 Actuals	FY2025 Original As Passed	FY2025 Governor's BAA	FY2026 Governor's	Difference Between	Percent Change FY2026
			Budget	Recommended Budget	Recommended Budget	FY2026 Governor's Recommend and FY2025 As Passed	Governor's Recommend and FY2025 As Passed
Description	Code						
Rent Land & Bldgs-Office Space	514000	0	25,000	25,000	25,000	0	0.0%
Fee-For-Space Charge	515010	933,844	1,090,783	1,090,783	1,105,310	14,527	1.3%
Total: Property Rental		933,844	1,115,783	1,115,783	1,130,310	14,527	1.3%

Supplies		FY2024 Actuals	FY2025 Original As Passed	FY2025 Governor's BAA	FY2026 Governor's	Difference Between	Percent Change FY2026
			Budget	Recommended Budget	Recommended Budget	FY2026 Governor's Recommend and FY2025 As Passed	Governor's Recommend and FY2025 As Passed
Description	Code						
Office Supplies	520000	33,535	26,400	26,400	26,400	0	0.0%
Gasoline	520110	199	0	0	0	0	0.0%
Electrical Supplies	520230	0	0	0	0	0	0.0%
Other General Supplies	520500	0	0	0	0	0	0.0%
Educational Supplies	520540	0	0	0	0	0	0.0%
Recognition/Awards	520600	119	200	200	200	0	0.0%
Public Service Recog Wk Food	520601	0	0	0	0	0	0.0%
Food	520700	5,936	2,000	2,000	2,000	0	0.0%
Water	520712	1,843	1,500	1,500	1,500	0	0.0%
Books&Periodicals-Library/Educ	521500	0	500	500	500	0	0.0%
Subscriptions	521510	6,800	85,000	85,000	85,000	0	0.0%
Subscriptions Other Info Serv	521515	0	0	0	0	0	0.0%
Other Books & Periodicals	521520	0	0	0	0	0	0.0%
Total: Supplies		48,432	115,600	115,600	115,600	0	0.0%

**State of Vermont
Budget Detail Report**

Organization: 1140010000 - Tax - Administration/Collection

Travel		FY2024 Actuals	FY2025 Original As Passed Budget	FY2025 Governor's BAA Recommended Budget	FY2026 Governor's Recommended Budget	Difference Between FY2026 Governor's Recommend and FY2025 As Passed	Percent Change FY2026 Governor's Recommend and FY2025 As Passed
Description	Code						
Travel-Inst-Auto Mileage-Emp	518000	32,436	35,000	35,000	35,000	0	0.0%
Travel-Inst-Other Transp-Emp	518010	60	0	0	0	0	0.0%
Travel-Inst-Meals-Emp	518020	17	150	150	150	0	0.0%
Travel-Inst-Lodging-Emp	518030	14,947	500	500	500	0	0.0%
Travel-Inst-Incidentals-Emp	518040	87	200	200	200	0	0.0%
Travel-Inst-Auto Mileage-Nonemp	518300	553	500	500	500	0	0.0%
Travel-Inst-Meals-Nonemp	518320	81	0	0	0	0	0.0%
Travel-Inst-Incidentals-Nonemp	518340	0	0	0	0	0	0.0%
Conference - Instate - Non Emp	518350	0	0	0	0	0	0.0%
Travel-Outst-Auto Mileage-Emp	518500	5,253	2,000	2,000	2,000	0	0.0%
Travel-Outst-Other Trans-Emp	518510	3,503	10,000	10,000	10,000	0	0.0%
Travel-Outst-Meals-Emp	518520	2,830	2,000	2,000	2,000	0	0.0%
Travel-Outst-Lodging-Emp	518530	4,437	18,000	18,000	18,000	0	0.0%
Travel-Outst-Incidentals-Emp	518540	1,049	500	500	500	0	0.0%
Total: Travel		65,252	68,850	68,850	68,850	0	0.0%
Total: 2. OPERATING		5,728,333	6,868,137	6,868,137	7,007,735	139,598	2.0%

Budget Object Group: 3. GRANTS

Grants Rollup		FY2025 Original As Passed Budget	FY2025 Governor's BAA Recommended Budget	FY2026 Governor's Recommended Budget	Difference Between FY2026 Governor's Recommend and FY2025 As Passed	Percent Change FY2026 Governor's Recommend and FY2025 As Passed	
Description	Code						
Grants To Municipalities	550000	0	0	0	0	0.0%	
Other Grants	550500	0	0	0	0	0.0%	
Total: Grants Rollup		0	0	0	0	0.0%	
Total: 3. GRANTS		0	0	0	0	0.0%	
Total Expenditures		27,600,029	35,243,728	35,243,728	37,196,541	1,952,813	5.5%

**State of Vermont
Budget Detail Report**

Organization: 1140010000 - Tax - Administration/Collection

Fund Name	Fund Code	FY2024 Actuals	FY2025 Original As Passed Budget	FY2025 Governor's BAA Recommended Budget	FY2026 Governor's Recommended Budget	Difference Between FY2026 Governor's Recommend and FY2025 As Passed	Percent Change FY2026 Governor's Recommend and FY2025 As Passed
General Fund	10000	20,614,249	23,248,019	23,248,019	24,668,155	1,420,136	6.1%
Childcare Contributions Fund	21181	0	2,189,752	2,189,752	2,300,486	110,734	5.1%
Inter-Unit Transfers Fund	21500	44,765	115,000	115,000	115,000	0	0.0%
Tax-Miscellaneous Fees	21590	499,065	541,873	541,873	558,129	16,256	3.0%
Tax-Local Option Process Fees	21591	1,309,198	2,175,165	2,175,165	2,373,634	198,469	9.1%
Tax-Current Use Admin	21594	560,000	573,919	573,919	591,137	17,218	3.0%
Tax Computer Sys Modernization	21909	4,572,753	6,400,000	6,400,000	6,590,000	190,000	3.0%
Coronavirus Relief Fund	22045	0	0	0	0	0	0.0%
Funds Total		27,600,029	35,243,728	35,243,728	37,196,541	1,952,813	5.5%
Position Count					167		
FTE Total					167.00		

Report ID: VTPB-14-POSITION_SUMMARY
 Run Date: 01/25/2025
 Run Time: 02:12 PM

State of Vermont
FY2026 Governor's Recommended Budget
Position Summary Report

1140010000-Tax - Administration/Collection

Position Number	Classification	FTE	Count	Gross Salary	State Benefits	Federally Mandated	Total
080001	089030 - Financial Specialist II	1.00	1	65,104	47,526	4,980	117,610
080002	040100 - Director Taxpayer Services	1.00	1	126,235	66,102	9,657	201,994
080004	548900 - Asst Dir Property Val & Review	1.00	1	86,819	40,510	6,642	133,971
080006	037800 - Tax Examiner III	1.00	1	55,286	17,498	4,230	77,014
080010	089250 - Administrative Srvcs Cord IV	1.00	1	82,181	52,656	6,287	141,124
080011	548500 - Taxpayer Services Sec Chief	1.00	1	73,528	51,582	5,625	130,735
080012	089040 - Financial Specialist III	1.00	1	62,483	64,149	4,780	131,412
080014	089210 - Administrative Srvcs Tech IV	1.00	1	68,786	53,909	5,262	127,957
080015	039200 - Tax Examiner IV	1.00	1	62,483	46,739	4,780	114,002
080017	039201 - Tax Examiner V	1.00	1	86,549	45,087	6,621	138,257
080020	039200 - Tax Examiner IV	1.00	1	54,662	45,883	4,182	104,727
080021	089210 - Administrative Srvcs Tech IV	1.00	1	58,282	31,937	4,458	94,677
080022	039303 - Tax Examiner VI	1.00	1	61,402	47,918	4,697	114,017
080025	208801 - Business Analyst - Tax	1.00	1	67,579	34,731	5,170	107,480
080026	089190 - Administrative Srvcs Tech III	1.00	1	60,195	46,051	4,605	110,851
080028	239500 - Senior Fiscal Analyst	1.00	1	101,774	48,142	7,786	157,702
080031	551600 - VTax Support Coordinator	1.00	1	70,699	48,902	5,408	125,009
080032	036601 - Tax Compliance Section Chief	1.00	1	97,739	67,485	7,477	172,701
080035	062400 - Property Valuation Ops Chief	1.00	1	95,035	56,518	7,270	158,823
080036	239500 - Senior Fiscal Analyst	1.00	1	101,774	68,698	7,786	178,258
080038	208801 - Business Analyst - Tax	1.00	1	82,181	62,811	6,287	151,279
080039	089030 - Financial Specialist II	1.00	1	63,274	33,437	4,840	101,551
080040	089070 - Financial Administrator III	1.00	1	65,686	52,125	5,025	122,836
080041	039201 - Tax Examiner V	1.00	1	72,446	59,888	5,542	137,876
080042	500080 - Tax Audit Assistant Sect Chief	1.00	1	69,118	49,688	5,287	124,093
080046	089070 - Financial Administrator III	1.00	1	65,104	47,526	4,980	117,610
080047	039201 - Tax Examiner V	1.00	1	74,942	60,636	5,733	141,311
080049	037800 - Tax Examiner III	1.00	1	53,560	16,980	4,098	74,638

Report ID: VTPB-14-POSITION_SUMMARY
 Run Date: 01/25/2025
 Run Time: 02:12 PM

State of Vermont
FY2026 Governor's Recommended Budget
Position Summary Report

Position Number	Classification	FTE	Count	Gross Salary	State Benefits	Federally Mandated	Total
080050	026510 - Asst Dir Taxpayer Services	1.00	1	78,166	52,982	5,979	137,127
080051	036300 - Tax Compliance Officer III	1.00	1	60,112	32,486	4,599	97,197
080052	028700 - Tax Field Auditor II	1.00	1	62,483	56,894	4,780	124,157
080053	028500 - Tax Field Auditor IV	1.00	1	89,315	41,260	6,833	137,408
080055	062300 - Prop Valu Dist Advisor	1.00	1	68,307	48,488	5,225	122,020
080056	055200 - Tax Fiscal Analyst	1.00	1	79,144	38,204	6,055	123,403
080058	036601 - Tax Compliance Section Chief	1.00	1	71,802	35,999	5,493	113,294
080059	037200 - Tax Field Auditor III	1.00	1	74,942	36,942	5,733	117,617
080062	208801 - Business Analyst - Tax	1.00	1	65,104	49,036	4,980	119,120
080064	549400 - Property Tax Specialist I	1.00	1	57,138	31,594	4,372	93,104
080065	036300 - Tax Compliance Officer III	1.00	1	54,662	45,883	4,182	104,727
080067	028500 - Tax Field Auditor IV	1.00	1	84,490	53,350	6,463	144,303
080070	039201 - Tax Examiner V	1.00	1	67,912	21,000	5,196	94,108
080071	089250 - Administrative Srvcs Cord IV	1.00	1	79,622	62,041	6,092	147,755
080073	028900 - Taxpayer Advocate	1.00	1	89,814	41,024	6,870	137,708
080077	089210 - Administrative Srvcs Tech IV	1.00	1	61,568	32,925	4,710	99,203
080081	534900 - Business Appl Support Manager	1.00	1	119,205	73,934	9,119	202,258
080083	039200 - Tax Examiner IV	1.00	1	62,483	18,808	4,780	86,071
080085	037800 - Tax Examiner III	1.00	1	51,709	44,990	3,956	100,655
080086	026520 - Internal Control Manager	1.00	1	78,166	52,982	5,979	137,127
080090	039201 - Tax Examiner V	1.00	1	63,627	33,544	4,868	102,039
080091	037800 - Tax Examiner III	1.00	1	51,709	44,990	3,956	100,655
080093	037200 - Tax Field Auditor III	1.00	1	74,422	36,786	5,693	116,901
080094	037200 - Tax Field Auditor III	1.00	1	74,422	22,927	5,693	103,042
080095	037770 - Tax Field Auditor I	1.00	1	53,560	16,980	4,098	74,638
080097	548550 - Taxpayer Serv Review Sec Chief	1.00	1	95,659	56,705	7,318	159,682
080102	036400 - Tax Compliance Officer IV	1.00	1	68,307	58,643	5,225	132,175
080103	039201 - Tax Examiner V	1.00	1	61,402	47,918	4,697	114,017
080104	037800 - Tax Examiner III	1.00	1	53,560	16,980	4,098	74,638
080105	037800 - Tax Examiner III	1.00	1	66,810	58,193	5,111	130,114

State of Vermont
FY2026 Governor's Recommended Budget
Position Summary Report

Position Number	Classification	FTE	Count	Gross Salary	State Benefits	Federally Mandated	Total
080106	089040 - Financial Specialist III	1.00	1	62,941	33,338	4,815	101,094
080107	089150 - Financial Director III	1.00	1	122,720	54,139	9,388	186,247
080108	089090 - Financial Manager II	1.00	1	87,318	40,285	6,680	134,283
080110	036300 - Tax Compliance Officer III	1.00	1	56,638	55,138	4,333	116,109
080111	036400 - Tax Compliance Officer IV	1.00	1	70,699	49,206	5,408	125,313
080112	039303 - Tax Examiner VI	1.00	1	92,893	42,335	7,106	142,334
080113	039303 - Tax Examiner VI	1.00	1	63,627	46,809	4,868	115,304
080118	039350 - Senior Tax Specialist	1.00	1	84,178	39,716	6,440	130,334
080119	478100 - Business Process Manager	1.00	1	95,597	42,737	7,313	145,647
080120	042000 - Tax Policy Analyst	1.00	1	98,342	67,244	7,523	173,109
080122	549500 - Property Tax Specialist III	1.00	1	67,912	58,525	5,196	131,633
080125	208801 - Business Analyst - Tax	1.00	1	81,744	38,985	6,253	126,982
080126	551600 - VTax Support Coordinator	1.00	1	72,134	22,560	5,518	100,212
080128	036300 - Tax Compliance Officer III	1.00	1	62,483	56,894	4,780	124,157
080130	039200 - Tax Examiner IV	1.00	1	67,912	37,469	5,196	110,577
080132	037770 - Tax Field Auditor I	1.00	1	56,638	17,052	4,333	78,023
080133	062300 - Prop Valu Dist Advisor	1.00	1	64,043	57,362	4,900	126,305
080137	515700 - AGO Paralegal I	1.00	1	62,941	33,338	4,815	101,094
080139	037800 - Tax Examiner III	1.00	1	55,286	31,037	4,230	90,553
080140	037800 - Tax Examiner III	1.00	1	51,709	44,990	3,956	100,655
080141	026500 - Assistant Director of Tax Comp	1.00	1	86,819	64,350	6,642	157,811
080142	062100 - Property Tax Supervisor	1.00	1	107,078	70,290	8,192	185,560
080144	001710 - Tax Comm & Outreach Specialist	1.00	1	61,402	47,918	4,697	114,017
080145	478100 - Business Process Manager	1.00	1	92,602	42,247	7,084	141,933
080146	548500 - Taxpayer Services Sec Chief	1.00	1	87,069	26,193	6,660	119,922
080148	062300 - Prop Valu Dist Advisor	1.00	1	66,102	57,980	5,056	129,138
080150	037800 - Tax Examiner III	1.00	1	55,286	44,576	4,230	104,092
080151	039303 - Tax Examiner VI	1.00	1	79,622	62,041	6,092	147,755
080152	549500 - Property Tax Specialist III	1.00	1	70,200	35,519	5,370	111,089
080155	039303 - Tax Examiner VI	1.00	1	65,104	49,036	4,980	119,120

State of Vermont
FY2026 Governor's Recommended Budget
Position Summary Report

Position Number	Classification	FTE	Count	Gross Salary	State Benefits	Federally Mandated	Total
080156	089130 - Financial Director I	1.00	1	92,602	66,097	7,084	165,783
080157	037700 - Tax Examiner II	1.00	1	53,560	33,157	4,098	90,815
080159	208801 - Business Analyst - Tax	1.00	1	74,110	36,693	5,670	116,473
080160	549500 - Property Tax Specialist III	1.00	1	60,112	32,486	4,599	97,197
080163	042000 - Tax Policy Analyst	1.00	1	79,144	23,472	6,055	108,671
080165	436100 - Tax Compliance Officer II	1.00	1	58,531	18,474	4,478	81,483
080166	552400 - PVR Field Director	1.00	1	107,640	70,459	8,235	186,334
080167	039303 - Tax Examiner VI	1.00	1	76,918	37,535	5,884	120,337
080173	001700 - Communications & Web Manager	1.00	1	69,118	50,248	5,287	124,653
080175	089040 - Financial Specialist III	1.00	1	66,810	34,499	5,111	106,420
080176	089060 - Financial Administrator II	1.00	1	70,200	35,519	5,370	111,089
080177	037800 - Tax Examiner III	1.00	1	59,010	32,157	4,515	95,682
080178	548500 - Taxpayer Services Sec Chief	1.00	1	87,069	40,211	6,660	133,940
080179	062300 - Prop Valu Dist Advisor	1.00	1	70,699	59,361	5,408	135,468
080180	062300 - Prop Valu Dist Advisor	1.00	1	70,699	35,667	5,408	111,774
080183	089050 - Financial Administrator I	1.00	1	66,685	48,000	5,101	119,786
080185	039303 - Tax Examiner VI	1.00	1	82,181	52,303	6,287	140,771
080186	037804 - Tax Training & Facilities Mngr	1.00	1	87,318	64,354	6,680	158,352
080187	036400 - Tax Compliance Officer IV	1.00	1	81,640	62,648	6,246	150,534
080189	037700 - Tax Examiner II	1.00	1	63,274	46,976	4,840	115,090
080190	062300 - Prop Valu Dist Advisor	1.00	1	57,866	46,850	4,427	109,143
080192	089060 - Financial Administrator II	1.00	1	72,883	36,323	5,576	114,782
080193	037800 - Tax Examiner III	1.00	1	53,560	49,335	4,098	106,993
080194	039303 - Tax Examiner VI	1.00	1	76,918	51,074	5,884	133,876
080202	089230 - Administrative Srvcs Cord II	1.00	1	61,963	19,504	4,740	86,207
080203	037700 - Tax Examiner II	1.00	1	46,467	43,406	3,555	93,428
080204	552200 - Compliance Audit Manager	1.00	1	104,770	69,598	8,015	182,383
080205	028500 - Tax Field Auditor IV	1.00	1	76,918	23,996	5,884	106,798
080206	506800 - Tax Compliance Corp Audit Spec	1.00	1	101,150	68,509	7,738	177,397
080207	500080 - Tax Audit Assistant Sect Chief	1.00	1	84,178	63,410	6,440	154,028

State of Vermont
FY2026 Governor's Recommended Budget
Position Summary Report

Position Number	Classification	FTE	Count	Gross Salary	State Benefits	Federally Mandated	Total
080209	500090 - Tax Audit Section Chief	1.00	1	73,528	51,582	5,625	130,735
080210	506800 - Tax Compliance Corp Audit Spec	1.00	1	76,440	61,087	5,847	143,374
080211	028700 - Tax Field Auditor II	1.00	1	54,662	45,883	4,182	104,727
080213	028500 - Tax Field Auditor IV	1.00	1	79,622	38,347	6,092	124,061
080214	028700 - Tax Field Auditor II	1.00	1	64,522	52,627	4,936	122,085
080215	037700 - Tax Examiner II	1.00	1	46,467	43,406	3,555	93,428
080217	028500 - Tax Field Auditor IV	1.00	1	76,918	51,074	5,884	133,876
080218	548500 - Taxpayer Services Sec Chief	1.00	1	92,893	42,335	7,106	142,334
080220	208801 - Business Analyst - Tax	1.00	1	67,579	21,192	5,170	93,941
080221	038400 - Director of Tax Compliance	1.00	1	105,435	59,818	8,066	173,319
080222	549500 - Property Tax Specialist III	1.00	1	64,043	57,362	4,900	126,305
080223	037801 - Tax Education Specialist	1.00	1	65,000	57,650	4,973	127,623
080224	551600 - VTax Support Coordinator	1.00	1	66,102	57,980	5,056	129,138
080225	208801 - Business Analyst - Tax	1.00	1	67,579	58,425	5,170	131,174
080226	208801 - Business Analyst - Tax	1.00	1	76,627	37,448	5,862	119,937
080227	551600 - VTax Support Coordinator	1.00	1	60,112	32,486	4,599	97,197
080228	515800 - AGO Paralegal II	1.00	1	64,522	57,505	4,936	126,963
080230	039200 - Tax Examiner IV	1.00	1	58,531	32,013	4,478	95,022
080231	037800 - Tax Examiner III	1.00	1	53,560	44,058	4,098	101,716
080232	037700 - Tax Examiner II	1.00	1	53,560	16,127	4,098	73,785
080233	037700 - Tax Examiner II	1.00	1	48,090	28,876	3,679	80,645
080234	037800 - Tax Examiner III	1.00	1	51,709	29,963	3,956	85,628
080235	037800 - Tax Examiner III	1.00	1	51,709	44,990	3,956	100,655
080236	037700 - Tax Examiner II	1.00	1	53,560	16,980	4,098	74,638
080237	037700 - Tax Examiner II	1.00	1	52,291	16,599	4,000	72,890
080238	037800 - Tax Examiner III	1.00	1	51,709	29,963	3,956	85,628
080239	037700 - Tax Examiner II	1.00	1	53,560	33,157	4,098	90,815
080240	036300 - Tax Compliance Officer III	1.00	1	54,662	33,489	4,182	92,333
080241	037800 - Tax Examiner III	1.00	1	54,662	45,883	4,182	104,727
080242	037600 - Tax Examiner I	1.00	1	44,013	42,665	3,367	90,045

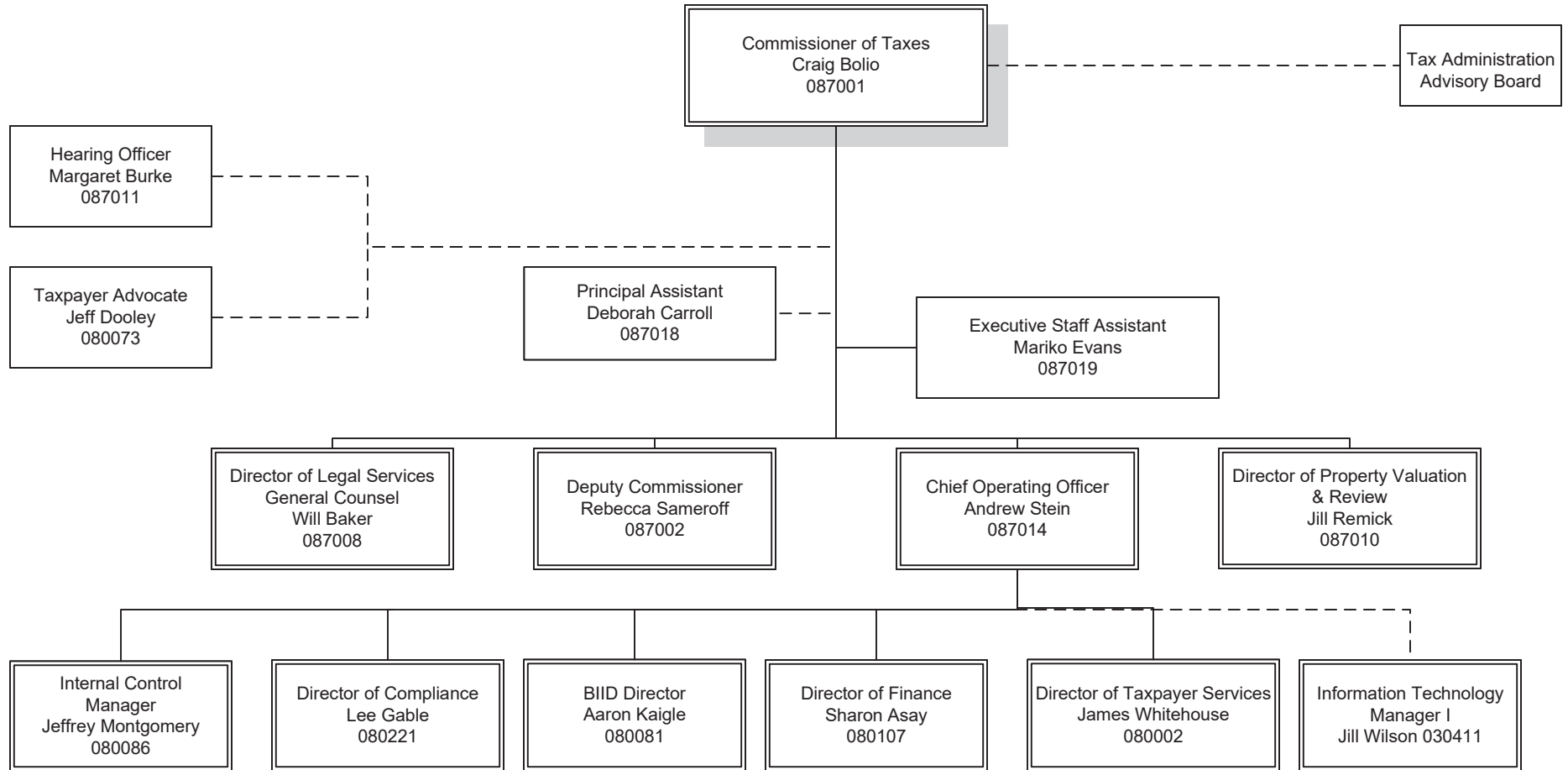
Report ID: VTPB-14-POSITION_SUMMARY
 Run Date: 01/25/2025
 Run Time: 02:12 PM

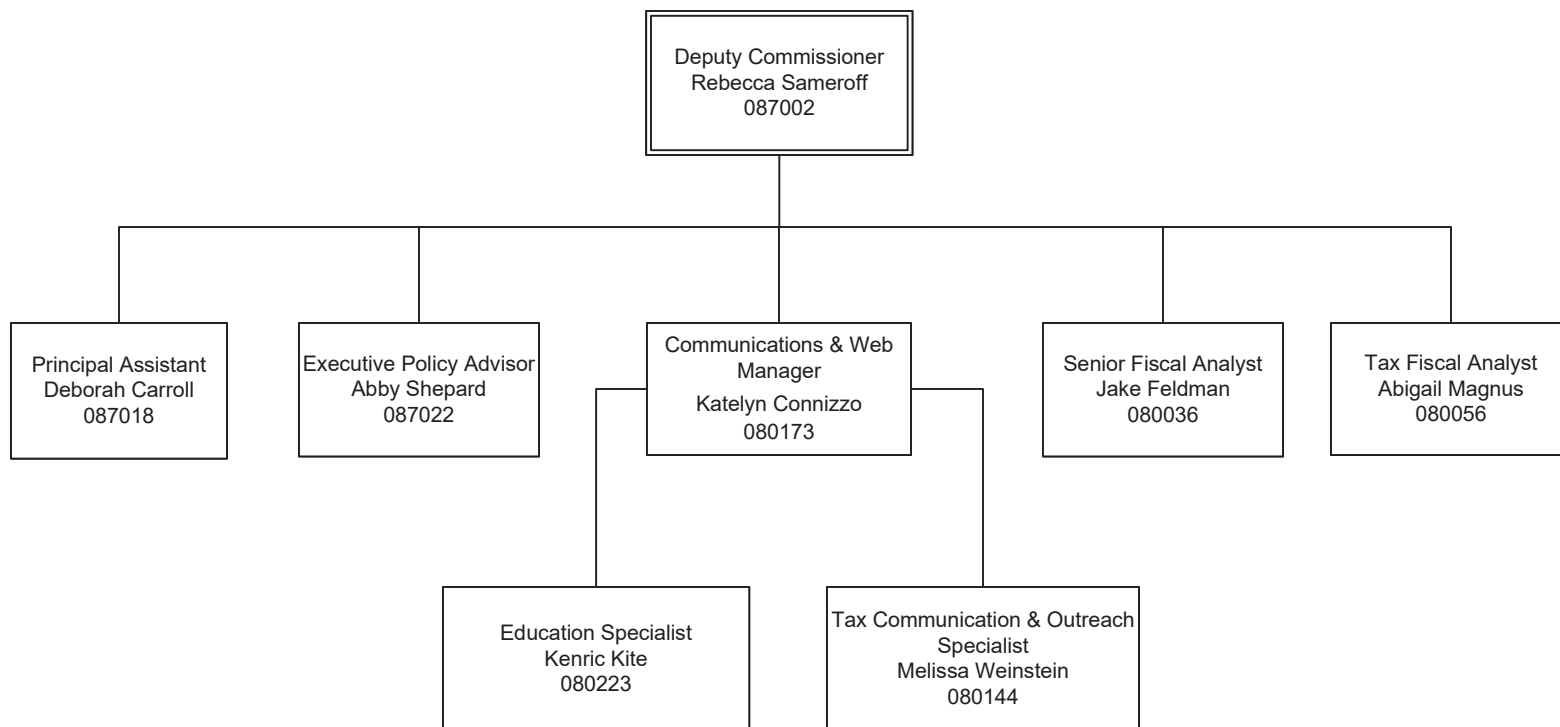
State of Vermont
FY2026 Governor's Recommended Budget
Position Summary Report

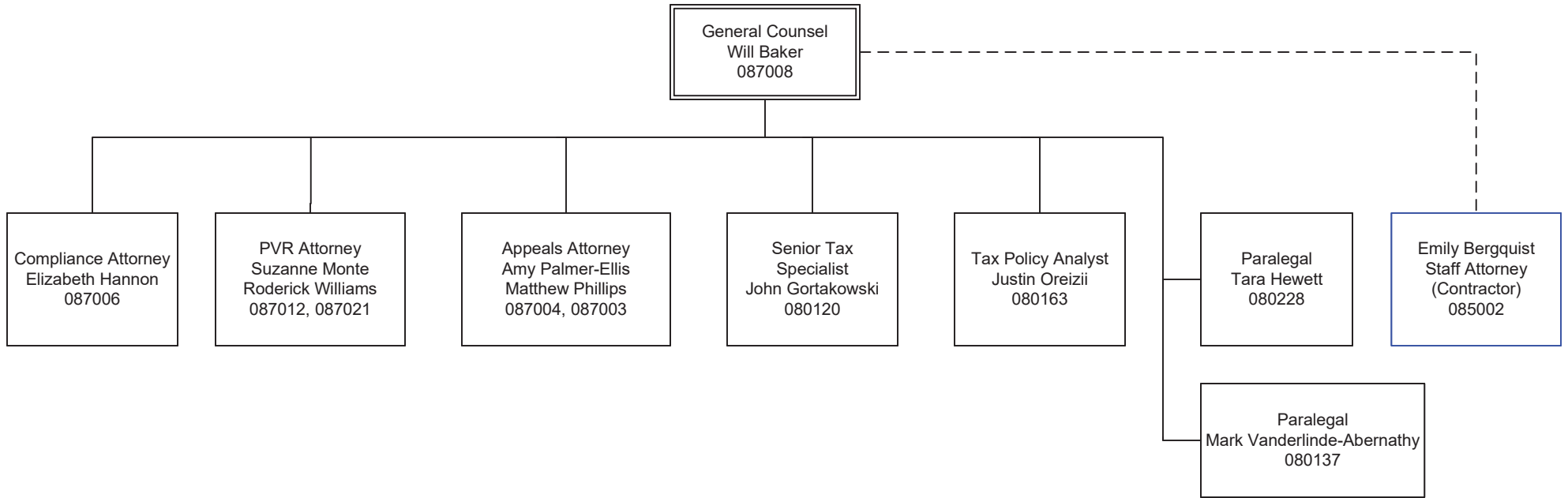
Position Number	Classification	FTE	Count	Gross Salary	State Benefits	Federally Mandated	Total
080243	436100 - Tax Compliance Officer II	1.00	1	51,709	44,990	3,956	100,655
080244	436500 - Tax Compliance Officer I	1.00	1	53,560	16,980	4,098	74,638
080245	038430 - Tax Program Manager	1.00	1	89,814	27,485	6,870	124,169
080246	089070 - Financial Administrator III	1.00	1	79,622	38,347	6,092	124,061
080247	551600 - VTax Support Coordinator	1.00	1	57,866	46,850	4,427	109,143
087001	90120A - Commissioner	1.00	1	155,792	75,031	11,918	242,741
087002	90570D - Deputy Commissioner	1.00	1	133,910	64,890	10,244	209,044
087003	95867E - Staff Attorney II	1.00	1	82,326	24,907	6,298	113,531
087004	95869E - Staff Attorney IV	1.00	1	109,450	71,188	8,373	189,011
087006	95869E - Staff Attorney IV	1.00	1	122,595	51,463	9,379	183,437
087008	95875E - Sr Asst Atty General	1.00	1	128,835	77,042	9,856	215,733
087010	95570B - Dir Prop Valu&Review	1.00	1	112,944	72,243	8,641	193,828
087011	95869E - Staff Attorney IV	1.00	1	118,019	73,774	9,028	200,821
087012	95869E - Staff Attorney IV	1.00	1	123,157	62,742	9,422	195,321
087014	95010E - Executive Director	1.00	1	128,128	53,579	9,802	191,509
087018	95360E - Principal Assistant	1.00	1	83,616	43,986	6,396	133,998
087019	91590E - Private Secretary	1.00	1	66,373	58,173	5,077	129,623
087021	95867E - Staff Attorney II	1.00	1	122,013	66,229	9,334	197,576
087022	91110E - Economist	1.00	1	103,022	69,244	7,881	180,147
Total		167.00	167	12,473,978	7,631,345	954,274	21,059,597

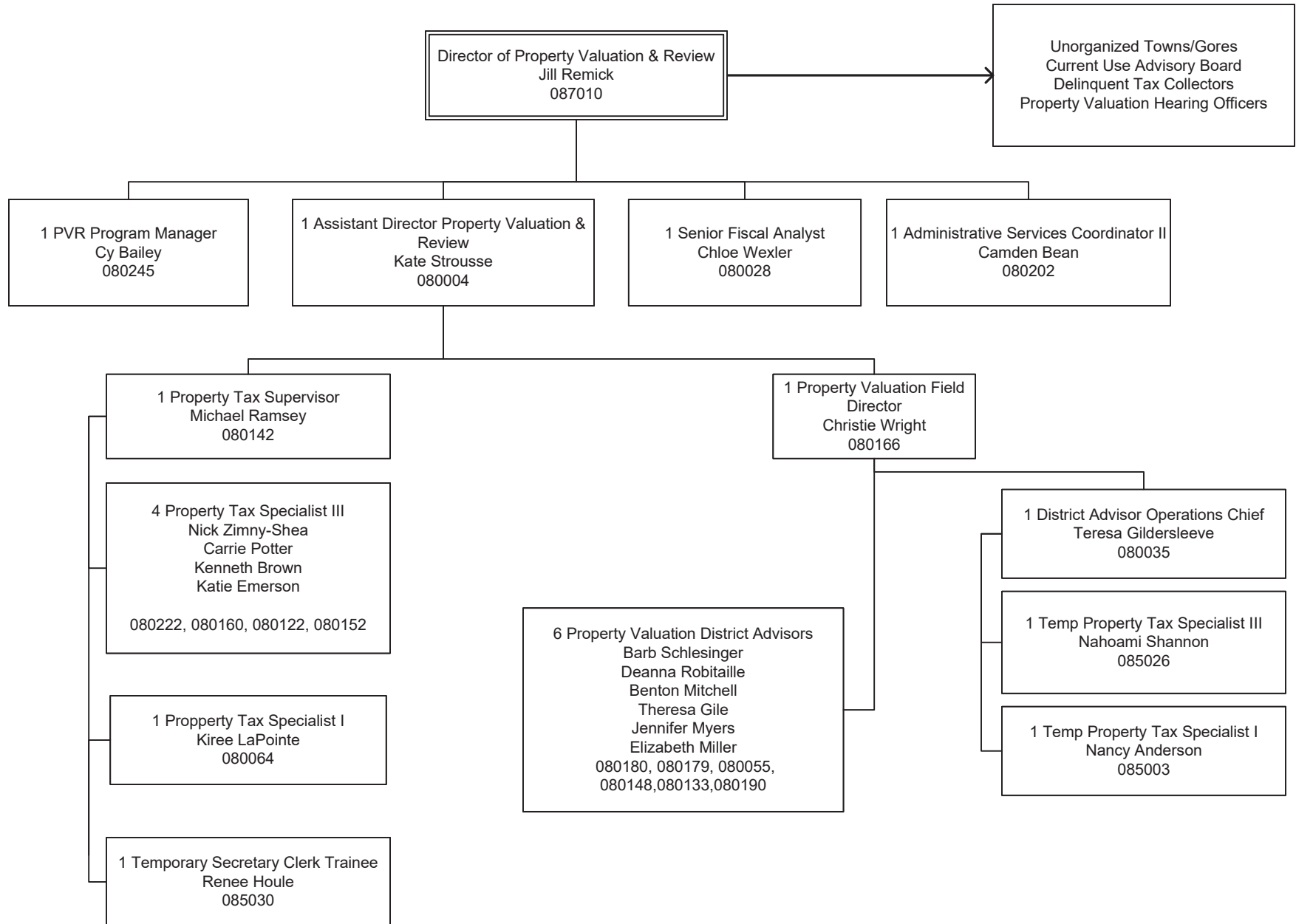
Fund Code	Fund Name	FTE	Count	Gross Salary	State Benefits	Federally Mandated	Total
10000	General Fund	150.00	150	11,449,869	7,051,772	875,925	19,377,566
21181	Childcare Contributions Fund	15.00	15	812,282	485,859	62,145	1,360,286
21591	Tax-Local Option Process Fees	2.00	2	211,827	93,714	16,204	321,745
Total		167.00	167	12,473,978	7,631,345	954,274	21,059,597

Note: Numbers may not sum to total due to rounding.

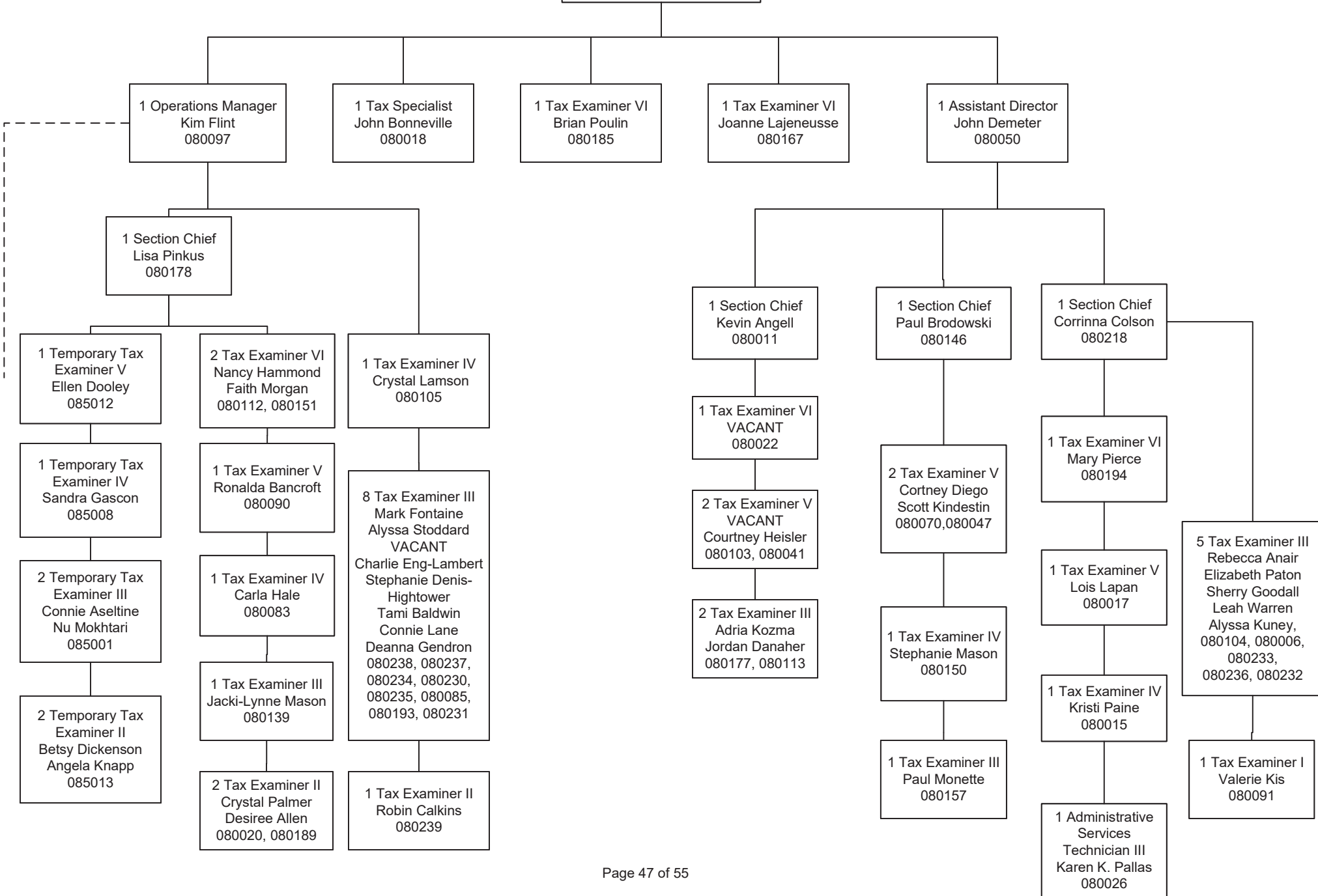


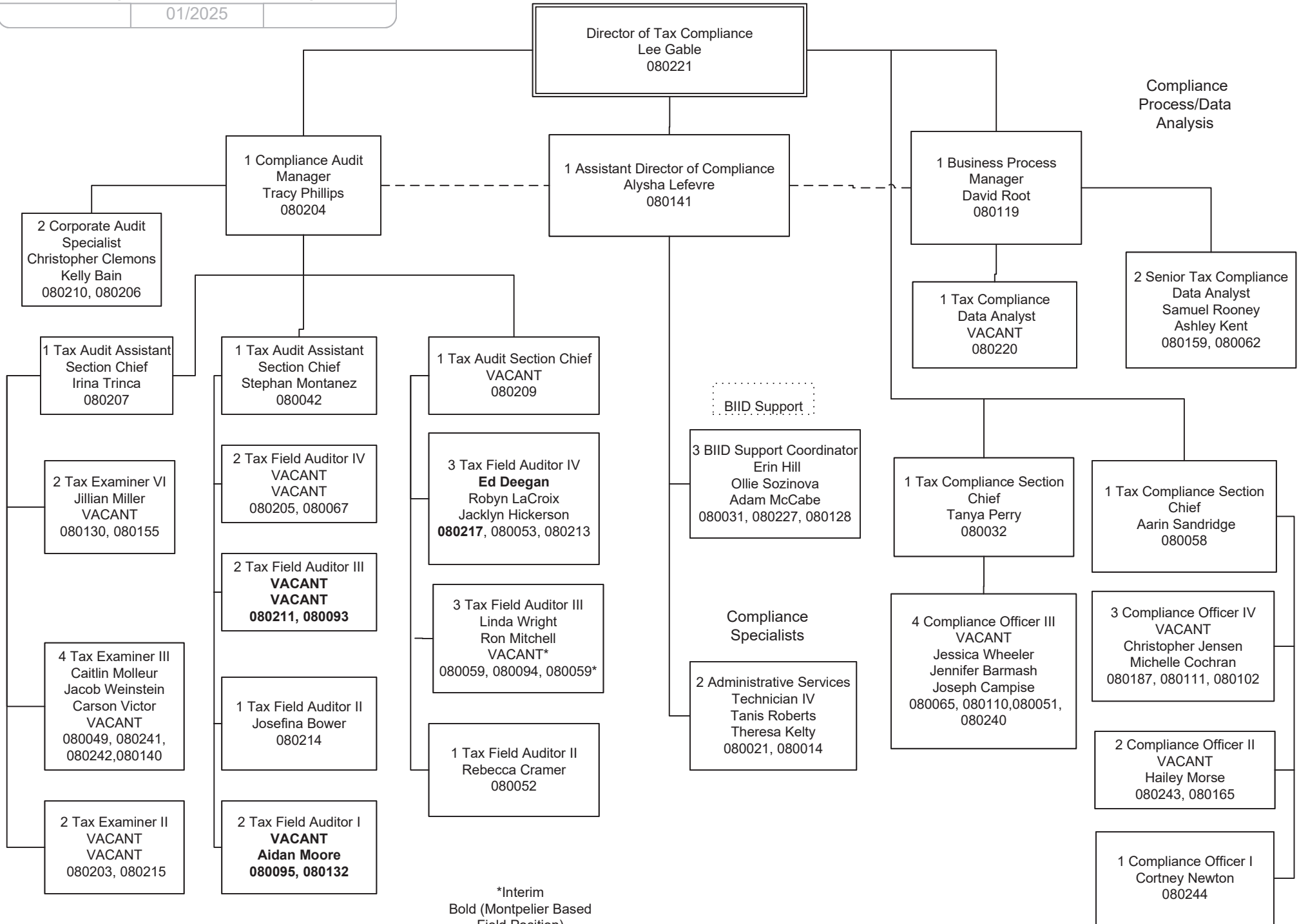






Director of Taxpayer Services
James Whitehouse
080002

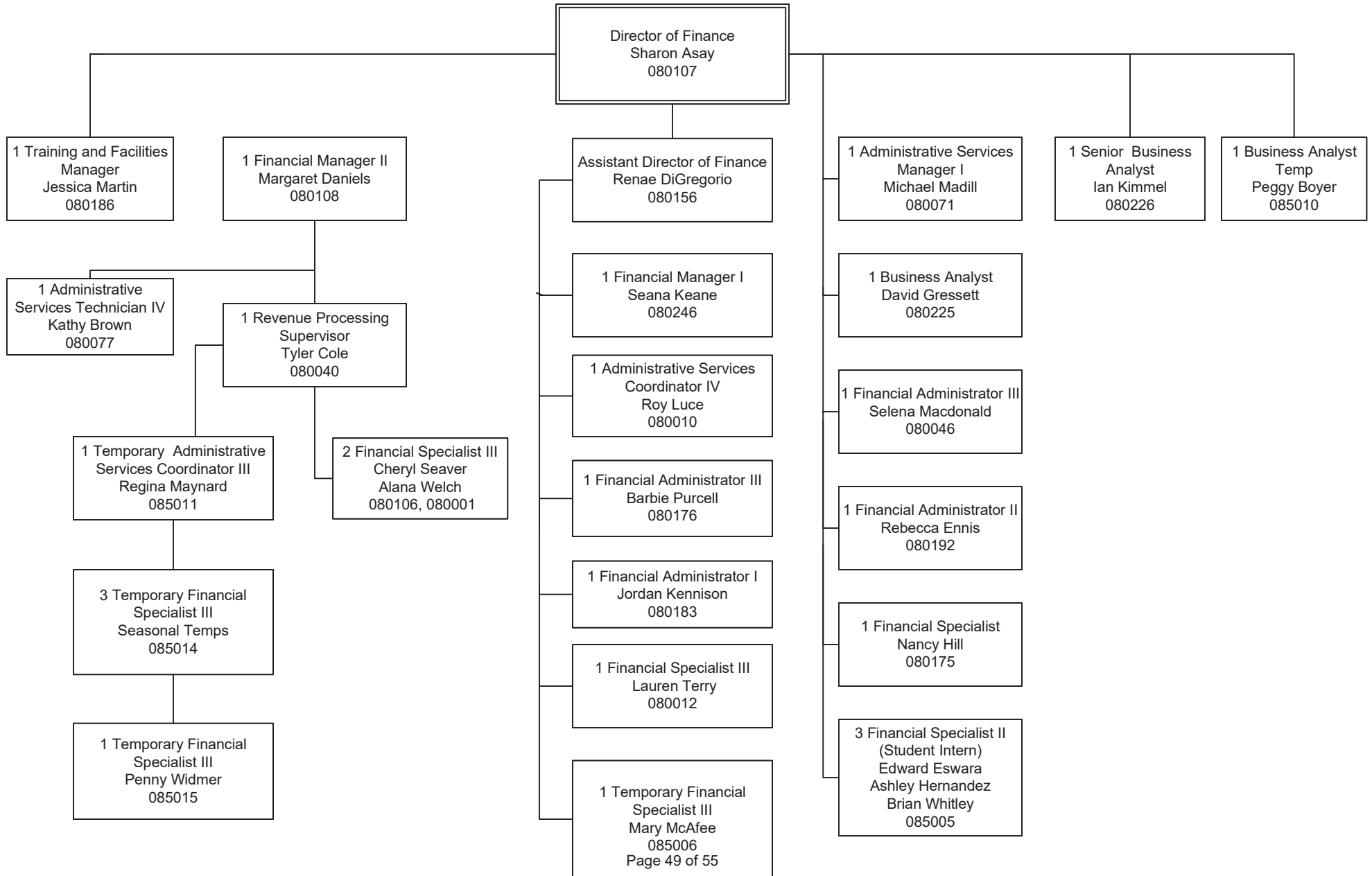


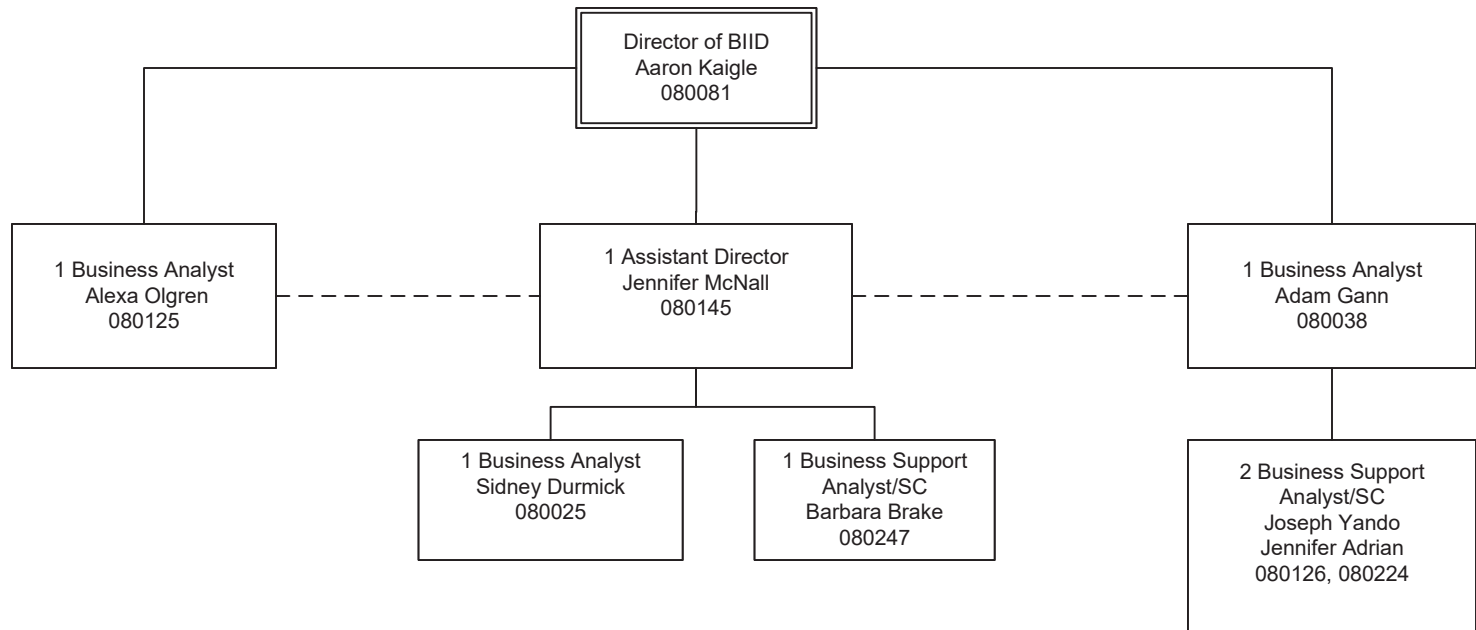


*Interim
Bold (Montpelier Based
Field Position)

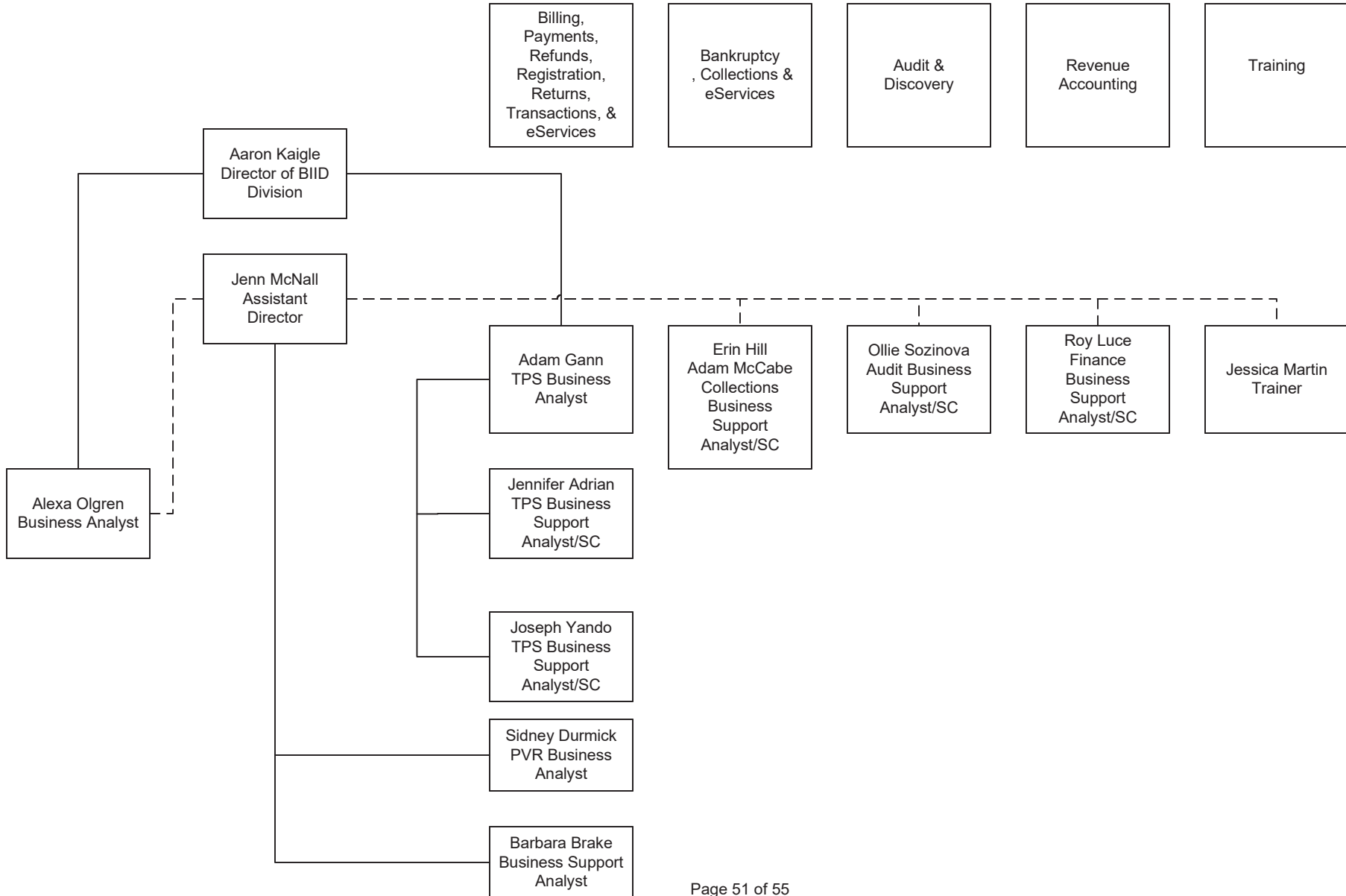
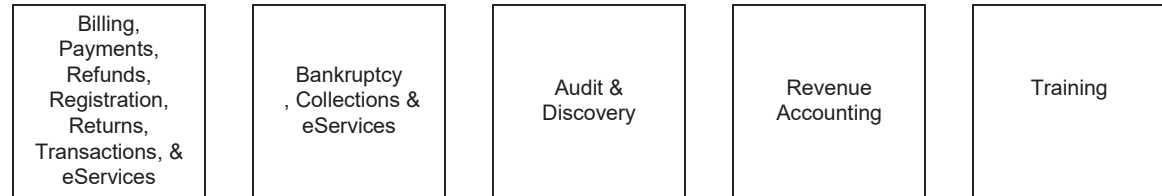
Vermont Department of Taxes-Finance

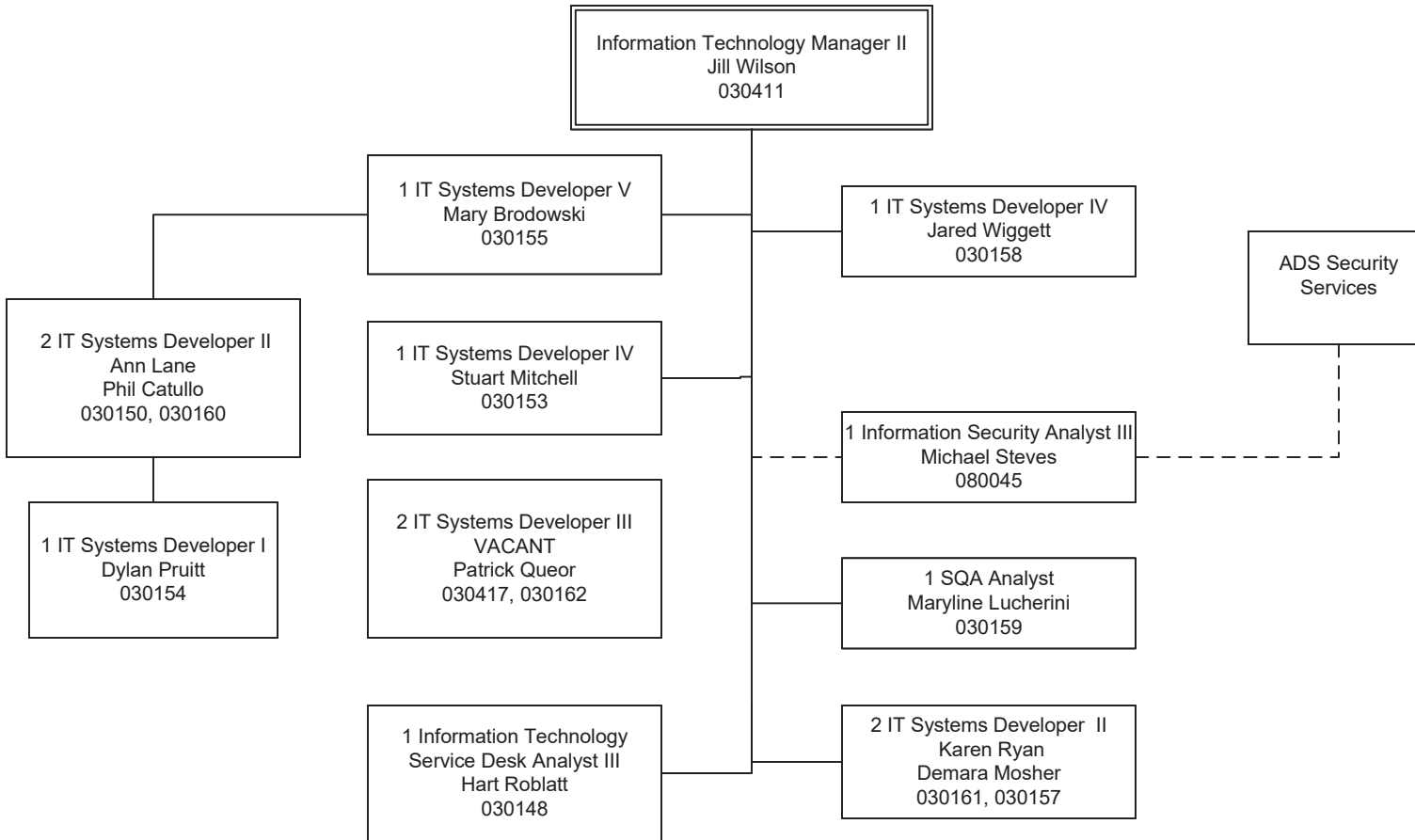
01/2025





BIID – Production Support





**State of Vermont
Interdepartmental Transfers Receipts Report**

1140010000 - Tax - Administration/Collection

Budget Request Code	Fund	Justification	Budgeted Amount
15019	21500	MOU with JFO (BU01220) for microsimulation model	\$115,000
Total			\$115,000

**State of Vermont
Grants to Non-State Entities Report**

1140020000 - Payments in Lieu of Taxes

Budget Request	Fund	Justification	Budgeted Amount
15020	21485	This appropriation is for the Payment in Lieu of Taxes to municipalities for state owned buildings.	\$12,200,000
Total			\$12,200,000

1140030000 - Payments in Lieu of Taxes - Correctional Facilities

Budget Request	Fund	Justification	Budgeted Amount
15021	21485	This appropriation is for the Payment in Lieu of Taxes to municipalities for Correctional Facilities.	\$40,000
Total			\$40,000

1140040000 - Homeowner Rebate

Budget Request	Fund	Justification	Budgeted Amount
15022	10000	This appropriation is the General Fund portion of the State's property tax credit system. This is the money that the State sends to municipalities to make them whole for taxpayers who are eligible for a property tax credit against their municipal taxes.	\$19,000,000
Total			\$19,000,000

1140060000 - Reappraisal and Listing Payments

Budget Request	Fund	Justification	Budgeted Amount
15023	10000	This appropriation pays for: a \$1 per parcel payment to municipalities for work on the equalization study (32 VSA §5405) , an \$8.50 per grand list parcel payment to the municipalities for reappraisal costs (32 VSA §4041a), \$100K for a lister education program (32 VSA §3436), and \$79K for grand list litigation assistance with \$9K going to the AGO (that's spelled out in the big bill on an annual basis)	\$3,410,000
Total			\$3,410,000

**State of Vermont
Grants to Non-State Entities Report**

1140070000 - Municipal Current Use

Budget Request	Fund	Justification	Budgeted Amount
15024	10000	This appropriation reimburses municipalities for the revenue they would otherwise lose from the Current Use program.	\$21,350,000
Total			\$21,350,000

1140330000 - Renter Rebate

Budget Request	Fund	Justification	Budgeted Amount
15025	10000	This appropriation funds the State's Renter Credits for income-eligible renters. Renter credits are administered with the State's Personal Income Tax code.	\$9,500,000
Total			\$9,500,000
Grand Total			\$65,500,000