


Vermont Arts Council

FY26 Budget Presentation

Susan Evans McClure

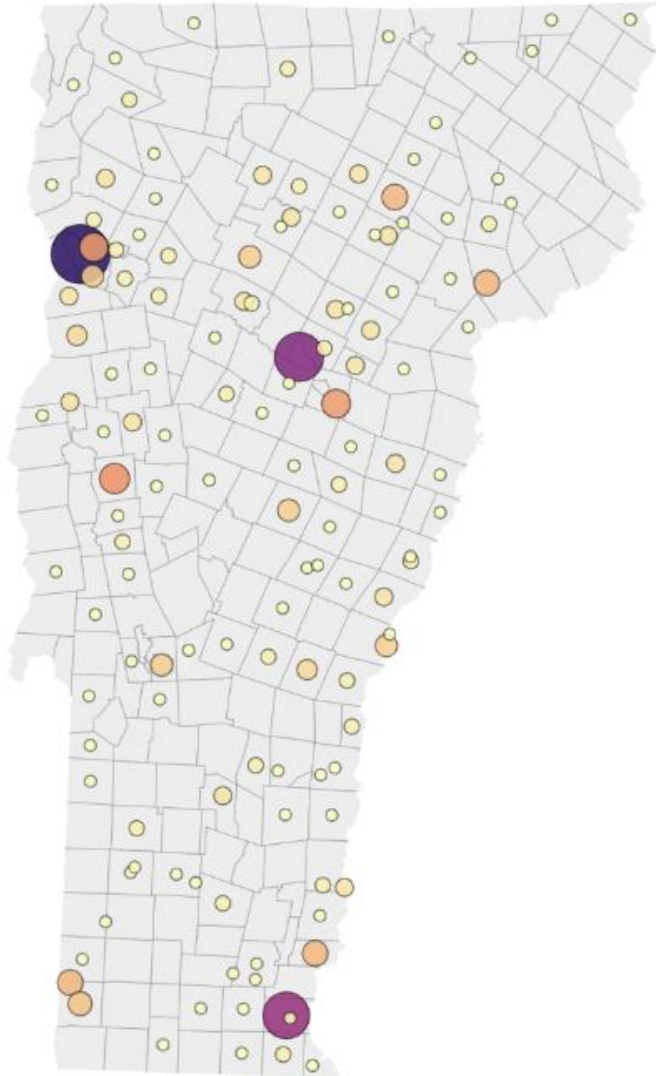
Executive Director

February 5, 2025





Investing in the Arts & Communities



FY24 Grant Making:

- \$3,247,415
- 131 individuals
- 235 organizations and businesses
- All 14 counties
- Wrap up of Creative Futures
Covid-relief grants

2024 Organizational Grant Highlights



Photo Corner School

Corner School Resource Center in Granville, a FY24 Cultural Facilities grantee, installed storm windows and insulating shades making this old school building now community center more comfortable in all seasons.



Photo Miriam Block

Heritage Winooski Mill Museum in Winooski, a FY24 Arts Project grantee, held a series of knitting groups for refugee women from East Africa.



Photo Katya Wilcox

Island Arts in North Hero, a FY24 Arts Operating grantee, hosted a classical piano concert inside the historic Homer Knight barn.

2024 Arts Education Grant Highlights



Photo Rural Arts

Rural Arts in Greensboro, a FY24 Head Start Arts Integration grantee, partnered with Northeast Kingdom Community Action to bring artists into classrooms in Albany, Hardwick, and North Troy.



Photo Montgomery Elementary

Montgomery Elementary in Montgomery Center, a FY24 Artists in Schools grantee, held a 10-day circus residency with YES! Theater culminating in a performance for the community.




Photo Katie Kalata Rusch

CraftStudies in White River Junction, a FY24 Creative Aging grantee, brought creative learning to Bugbee Senior Center with daytime craft classes and lunchtime social activities.

The Arts Drive Vermont's Economy

U.S. Bureau of Economic Analysis 2022:

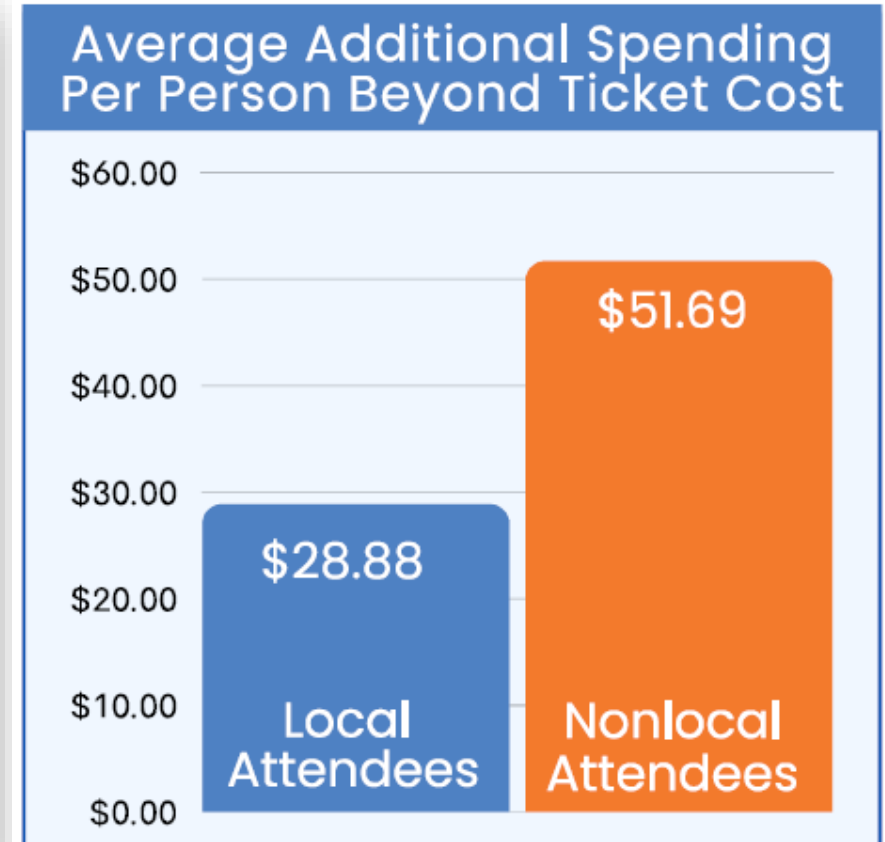
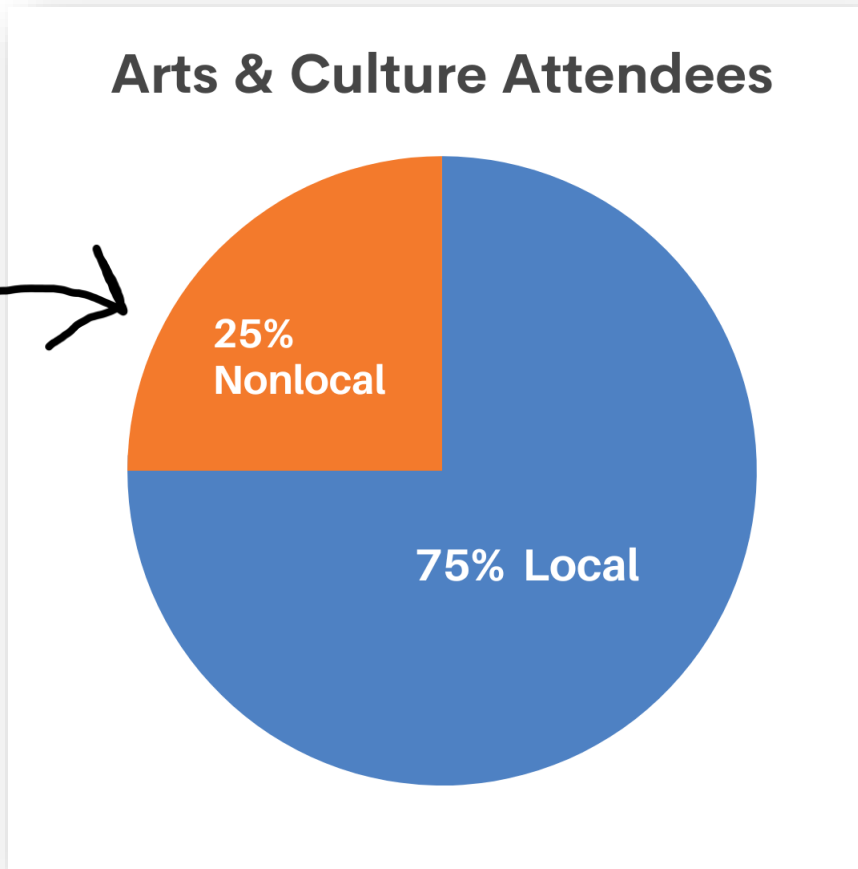
- Arts and Culture contribute nearly **\$1.2 billion** to Vermont's economy
- **3% of Vermont's GSP**
- **10,574 jobs**



Audiences and Local Economies

➤ **1.4M** attendees to arts and culture events in 2022

79.4% came to VT “specifically to attend the performance, event, exhibit, venue, or facility”





Circus Artist Rob Crites at the Vermont Creative Network State Convening, June 2024

VACDaRN: Vermont Arts & Culture Disaster and Resiliency Network



Vermont Studio Center, Johnson, 2023 flood recovery

FY26 Budget Request



Shidaa Projects at the Vermont Creative Network
State Convening, June 2024

- Advised by NEA that our anticipated grant award will be \$1,071,800
- Requiring a state match of \$1,071,800
- Requesting increase of \$68,737 to what is in Governor's budget



FY25 Budget

\$973,848

Governor's FY26 Recommend


\$1,003,063

Anticipated FY26 NEA Award

\$1,071,800

Required FY26 State Match

\$1,071,800





Revenue and Expense Summary	VAC	VAC	VAC
	FY25 Budget	FY26 Governor's Recommend	VAC FY26 Budget (NEA Match)
REVENUE			
State Appropriation - general fund	973,848	1,003,063	1,071,800
State Capital funds: Art in State Buildings	75,000	75,000	75,000
State Capital funds: Cultural Facilities Grants	300,000	250,000	300,000
Federal Grant: National Endowment for the Arts	1,144,240	1,003,063	1,071,800
Private funds: Grants, contributions, misc revenue	586,707	586,707	586,707
TOTAL REVENUE	3,079,795	2,917,834	3,105,307
EXPENSES			
Grants to Artists			
Artist Grants	211,000	184,251	218,619
Art in State Buildings projects	63,750	63,750	63,750
Grants to Organizations			
Community Placemaking Grants	95,000	82,957	82,957
Arts in Education Grants and Services	155,500	135,787	170,155
Cultural Facilities grants to towns, nonprofits	300,000	250,000	300,000
Operating and Project Grants for Arts Nonprofits	540,000	471,543	540,281
Subtotal All Grants	1,365,250	1,188,288	1,375,762
Non-Grant Programs & Services			
Professional development for the field	10,000	10,000	10,000
Folk Arts Partnership	35,500	35,500	35,500
Arts Organization services	171,500	171,500	171,500
Accessibility - workshops, technical assistance	12,400	12,400	12,400
Publications, Marketing, Outreach	67,571	67,571	67,571
Governors Arts awards, Sculpture Garden, Gallery	16,400	16,400	16,400
Vermont Creative Network	11,250	11,250	11,250
Program services operating expenses	95,697	95,697	95,697
Subtotal Services	420,318	420,318	420,318
Subtotal Grants and Services	1,785,568	1,608,606	1,796,080
Fundraising & Administration			
Staffing	1,145,796	1,145,796	1,145,796
Phone, postage, printing, rent, travel, other operating	163,431	163,431	163,431
Subtotal Fundraising & Administration	1,309,227	1,309,227	1,309,227
TOTAL EXPENSES	3,094,795	2,917,833	3,105,307
NET SURPLUS/(LOSS)	(15,000)	0	0

NOTES

\$68,737 additional state funds required for 1:1 match

Requested level funding in Capital Bill
Anticipated NEA award



Susan Evans McClure
Executive Director
SEvansMcClure@VermontArtsCouncil.org

