




**Agency of Administration
DEPARTMENT OF LIBRARIES**

**Sarah Clark, Secretary
Catherine Delneo, State Librarian
and Commissioner of Libraries
FY2026 Budget Request**



Fiscal Year 2026 Budget Request

Agency of Administration

**D E P A R T M E N T O F
L I B R A R I E S**

Sarah Clark, Secretary

*Catherine Delneo, State Librarian and
Commissioner of Libraries*

Budget Development

Holly S. Ferrant, AoA Chief Financial Officer

Jason Pinard, AoA Deputy Chief Financial

Officer Harmony Wilder, Financial Director II

Harley Oliver, Financial Director II

*Fiscal Year 2026 Budget Request
table of contents*

Agency of Administration

**D E P A R T M E N T O F
L I B R A R I E S**

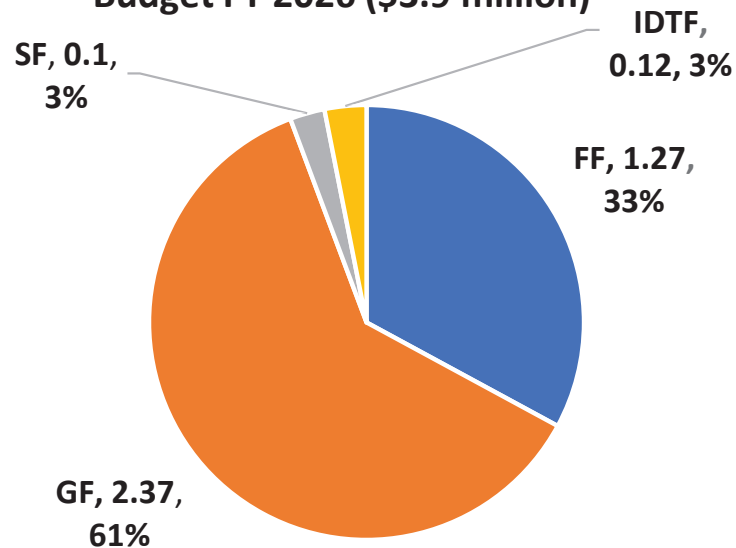
Governor’s FY2026 Recommend, Summary & Highlights	4
Crosswalk	15
Program Performance Measures Budget Report Budget	16
Rollup Report	19
Budget Detail Report	21
Personnel Summary Reports & Organizational Chart	28
Federal Grants Receipts Report	30
Grants to Non-State-Government Entities Report	31
Interdepartmental Transfers Receipts Report	32

Agency of Administration,
Department of Libraries
FY 2026 Governor's Recommend Budget

MISSION: To provide, administer, and maintain access to information in a variety of formats to the three branches of State government, libraries statewide, the general public, and Vermonters with special needs.

CORE VALUES: The Department of Libraries supports public, school, and academic libraries statewide by fostering resource sharing between institutions statewide and provides a service of advice and consultation to all libraries in the State to strengthen libraries in Vermont, enhance public access to information, and foster learning, and build community.

**Governor's Recommended
Budget FY 2026 (\$3.9 million)**



FY 2026 SUMMARY & HIGHLIGHTS

- 2 Exempt, 16 Classified, and 2 Limited-service positions
- Resource-sharing for all Vermonters:
 - Vermont Online Library
 - Palace Project App for eBooks, eAudiobooks
 - Automated Interlibrary Loan system
 - Courier service between public libraries
 - Statewide Summer Reading Program
- ABLE Library services to blind and print disabled Vermonters
- Library services for state government and state employees
- Statewide consultation and continuing education for library staff and trustees, including the Vermont Certificate of Public Librarianship
- Administer federal capital project grant funding opportunities for Vermont's libraries

Executive Summary for FY 2025 Budget Book

Mission Statement

Guided by 22 V.S.A. §601-635, the mission of the Department of Libraries is to provide, administer, and maintain access to information in a variety of formats to the three branches of State government, libraries statewide, the general public, and Vermonters with special needs; to support, strengthen, and foster new means for statewide cooperation and resource sharing among all types of libraries and government agencies; to lead a service of advice and consultation to all libraries, in order to assist them in realizing their potential; and to increase public awareness of libraries and their services.

Inherent in this mission is the belief that libraries are essential to the general enlightenment of citizens in a democracy and that every person who lives in the State of Vermont should have access to the educational, cultural, recreational, informational, and research resources of libraries.

Executive Summary

To fulfill its mission the Vermont Department of Libraries provides:

- reference services, interlibrary loan service, and direct access to the Department's physical and online resources to State employees and Legislators;
- State Library collections focused on Vermont legislative history, Vermontiana, management, children's literature, federal documents, public policy, and library science;
- library materials to Vermonters who are incarcerated or who reside in State psychiatric facilities; and
- direct library services to Vermonters with qualifying visual and physical disabilities through the ABLÉ Library (Audio, Braille, Large Print, and Electronic resources).

The Department supports resource sharing among Vermont's public, academic, and school libraries by providing electronic resources to all Vermonters including the:

- Palace Project App, a statewide platform providing access to a growing collection of digital eBook and eAudiobook titles that supplements the online collections of local public libraries;
- Vermont Online Library, a collection of vetted, licensed digital resources including full-text periodicals, online reference books, health and medical information, small business resources, language learning, and auto repair manuals;
- Udemy, an online learning platform with more than 20,000 instructional videos and classes; and
- Peterson's Career and Test Prep, an online learning platform with skill-building resources in reading, writing, math, and science; college admissions exams; occupational licensing tests; workplace skills improvement and career exploration; CDL licensing; medical licensing; and SAT, LSAT, and GRE test preparation.

The Department encourages the sharing of physical library materials statewide the state's interlibrary loan (ILL) program by:

- providing an online ILL system (CLOVER) with easy and direct access to the holdings of Vermont's libraries;
- coordinating the statewide ILL courier system;
- providing annual courier grants to public libraries that participate in ILL; and
- obtaining materials requested by Vermonters from libraries in other states and throughout the world.

The Department supports excellence in library services statewide by:

- offering a robust schedule of Continuing Education programs for library staff and trustees including the Certificate of Public Librarianship;
- providing personalized consultation services to public and school library staff and public library trustees;
- collecting data and administering state and federal surveys to benchmark current levels of library service in Vermont;
- granting funds annually to the Community Legal Information Center (CLIC) program at Vermont Law and Graduate School which provides Vermonters with access to legal information and legal reference services; and
- granting funds annually to support public libraries in providing high-quality, topical programming encouraging community dialog.

The Department promotes youth educational attainment statewide by:

- providing statewide summer reading program by issuing annual non-competitive summer reading grants to public libraries and providing thematic promotional materials to support the program to public libraries;
- providing all Vermonters with access to a collection of high-quality, high-interest online reading materials to encourage a love of reading and help maintain reading gains;
- providing continuing education, training, and consultation services focused on library service to youth;
- facilitating the Vermont Youth Book Awards to engage youth in reading and in voting for their favorite new titles; and
- providing continuing education to youth services libraries to encourage the provision of library programs and services for children, teens, and their families that foster early childhood literacy, STEAM learning, a lifelong love of reading, school readiness, and school success.

The Department administers local and federal grant funds to strengthen the capacity of Vermont's libraries to deliver quality services, build partnerships, strengthen community connections, and improve public access to information, including:

- Vermont's Grants to States annual allotment from the Institute of Museum and Library Services (IMLS);
- \$16.4M in funding from the U.S. Department of Treasury's Coronavirus Capital Projects Fund for States, Territories & Freely Associated States for public library capital improvements addressing critical building projects that support library patron access to high-speed Internet enabling work, education, and health monitoring; and
- \$10M in Congressionally Directed Funding (CDS) for Public Facilities Preservation Initiative Grants from the Department of Housing and Urban Development to enable small, rural public libraries to address capital project needs.

To further its goal of ensuring all Vermonters have equitable access to modern library services, the Department works with:

- The Institute for Museum and Library Services (IMLS) which provides the Department with substantial annual funding through its Library Services and Technology Act (LSTA) Grants to States program, benchmarks library services nationally, and supports best practices in librarianship;
- The Chief Officers of State Library Agencies (COSLA) the Council of State Library Agencies in the Northeast (COSLINE); two communities of practice for State Library Administrative Agencies supporting excellence among State Library Agencies in the development and implementation of library services.

The Department presents the Vermont Book Award in partnership with Vermont Humanities.

The Department also regularly works with the American Library Association (ALA); Association for Rural & Small Libraries (ARSL); Catamount Library Consortium; Green Mountain Library Consortium (GMLC); National Federation of the Blind of Vermont; National Library Service (Library of Congress); Northeast Organic Farming Association VT (NOFA); Preservation Trust of Vermont; Vermont Association for the Blind and Visually Impaired (VABVI); Vermont Community Foundation; Vermont Council on Rural Development; Vermont Consortium of Academic Libraries (VCAL); Vermont Council of the Blind; Vermont Council on the Arts & Vermont Creative Network; Vermont Folklife Center; Vermont Historical Society; Vermont Humanities & Center for the Book; Vermont Library Association (VLA); and Vermont School Library Association (VSLA).

Vermont Public Library FY2023 Annual Report Summary Vermont Department of Libraries



Enosburgh Public Library
Photo – Kevin Unrath

Data compiled by Joshua Muse, Library Consultant for
Technology Vermont Department of Libraries

Introduction

The Public Library Annual Report is a broad statistical summary of a year in the life of a public library. Supplied annually by libraries across the nation and known as the Public Library Survey (PLS), it covers a variety of information, from visitation and programming, to finances and staffing, to circulation and holdings (both physical and digital).

The resulting data is used by a wide range of organizations to better understand and support the current library environment: The Institute of Museum and Library Services (IMLS), State (and Territorial) Libraries throughout the nation, Federal and State Government policymakers and officials, and national library leadership. At the local level, it's also heavily used by individual library staff, trustees, and local officials to see trends and compare themselves with similar institutions.

In the 2023 report, 148 of Vermont's public libraries submitted data. These libraries range from one room libraries run by volunteers and open 5 hours a week, to large libraries with multiple staff and open 50+ hours a week. Reporting is a significant undertaking, with nearly 200 questions, some of which require digging into stats, or coordination with municipal partners. We present this summary report with thanks to our library community.

Statewide Totals from the 2023 Report

Hours, Visits, and Borrowers

- Library Hours Open - 230,442 (up 3% from 2022)
- Annual Visits - 2,136,870 (up 23% from 2022)
- Registered Borrowers - 273,291 (down 1% from 2022)

Circulation and Usage

- Physical Circulation - 3,046,054 (up 6% from 2021)
- eBook/eAudiobook Circulation - 724,580 (up 8% from 2022)
- Database Usage - 287,738 (not comparable with 2022)

Interlibrary Loan

- Provided - 83,867 (up 7% from 2022)
- Received - 94,426 (up 7% from 2022)

Programming

- Programs (In-Person and Virtual) - 26,174 (up 51% from 2022)
- Program Attendance - 338,888 (up 64% from 2022)
- Non-Library Sponsored Programs - 9,427 (up 30% from 2021)

Items in the Collection

- Print - 2,466,905 (down 7% from 2022)
- Physical Video - 217,335 (down 3% from 2022)
- Physical Audio - 102,823 (down 12% from 2022)
- Non-Traditional Physical Items - 10,213 (down 4% from 2022)

Computers Use and Reference Questions

- Public Computer Sessions - 155,008 (up 30% from 2022)
- WiFi Sessions - 905,664 (up 21% from 2022)
- Reference Questions - 229,947 (up 7% from 2022)

Fun Statistical Facts

- Annual Visits - 2,136,870
This averages out to every single Vermonter visiting libraries more than 3.3 times in a year.
- Physical Circulation of Items - 3,046,054
That's the equivalent of every single book in Fletcher Free's collection (in Burlington) being checked out more than 26 times.
- Interlibrary Loans Provided - 83,867
Interlibrary Loans Received - 94,426
At \$12.00 per item, it would have cost Vermont libraries over \$1.1 million to purchase them independently.
- Library Programs (In-Person and Virtual) - 26,174
If you ran fast enough, you could attend an average of 71 library programs in Vermont every day of the year.
- WiFi Sessions - 905,664
If Vermont patrons had to buy a \$3.00 cup of coffee to use the public WiFi, this would have cost them over \$2.7 million in total.

Vermont Library Metrics: Insights Through Median Statistics

Median Numbers and Ranges by Question

A note on Median numbers – There are a number of ways to describe the middle or average of a group of numbers, such as mean and mode. We most often use median; to find the median, you line up the numbers lowest to highest, and find the one in the middle. Medians are especially useful where outliers (either high or low) would make the mean a poor description of a set. In Vermont, we have many small libraries, but the few (much) larger libraries would tend to skew the results, making the “middle” library look bigger than it is.

General:

- **Population:** 1,853
Ranges from 278 to 44,646 residents
- **Hours Open:** 1,612 per year / 31 per week (+19%)
Ranges from 255 to 3,016 hours
- **Registered Borrowers:** 1,055 (+2%)
Ranges from 141 to 17,288 patrons
- **Annual Visits:** 5,845 (+28%)
Ranges from 75 to 193,772 visits
- **Reference Questions:** 427 (+6%)
Ranges from 0 to 27,493 questions

Facilities:

- **Year Building was Built:** 1912
Ranges from 1781 to 2021
- **Square Footage:** 2,713
Ranges from 527 to 48,348 sq. ft.

Staffing:

- **Total Paid Staff Hours per Week:** 57 (+14%)
Ranges from 0 to 940 staff hours
- **Volunteer Hours per Week:** 8 (+30%)
Ranges from 0 to 108 volunteer hours

Income:

- **Local Tax Support:** \$78,002 (+18%)
Ranges from \$0 to \$2.4 million
- **Other Income:** \$11,384 (-12%)
Ranges from \$0 to \$714,330

Expenses:

- **Material Expenses:** \$9,307 (+2%)
Ranges from \$155 to \$231,879
- **Staff Expenses:** \$64,674 (+5%)
Ranges from \$0 to \$2,017,794
- **Other Expenses:** \$20,720 (-4%)
Ranges from \$0 to \$308,594

Collection:

- **Physical Circ:** 8,544 (+18%)
Ranges from 202 to 351,251 circs
- **Electronic Circ:** 1,842 (+14%)
Ranges from 0 to 87,308 circs
- **Physical Books in Collection:** 12,887 (+3%)
Ranges from 2,078 to 112,984 books

ILL:

- **ILL Provided:** 300 (+23%)
Ranges from 0 to 5,545 items
- **ILL Received:** 331 (+22%)
Ranges from 0 to 7,594 items

Computers:

- **Public Computer Sessions:** 423 (+35%)
Ranges from 0 to 22,299 sessions
- **WiFi Sessions:** 2,400 (+60%)
Ranges from 5 to 105,840 sessions

Programming:

- **Programs:** 110 (+52%)
Ranges from 0 to 1,070 programs
- **Program Attendance:** 1,337 (+64%)
Ranges from 0 to 18,956 attendance

Median Comparison Year-by-Year

Survey Year	Pop.	Weeks Open	Hours Open	Square Footage	Librarian Hours	Total Staff Hours	Local Tax Support*	Per Capita Tax Support	Other Local Income	Total Grants	Total Revenue
2018	1,849	52	1,560	2,700	33	48	\$48,949	\$27.02	\$9,907	\$1,015	\$80,020
2019	1,907	52	1,550	2,700	35	49	\$48,991	\$27.78	\$9,496	\$743	\$83,104
2020	1,918	39	1,281	2,713	35	51	\$65,790	\$29.62	\$9,446	\$590	\$89,422
2021	1,867	33	600	2,713	38	50	\$74,944	\$30.55	\$10,111	\$2,020	\$93,843
2022	1,880	52	1,352	2,720	40	50	\$66,000	\$30.15	\$13,066	\$8,366	\$108,463
2023	1,853	52	1,612	2,713	40	57	\$78,002	\$31.25	\$11,384	\$3,623	\$110,563

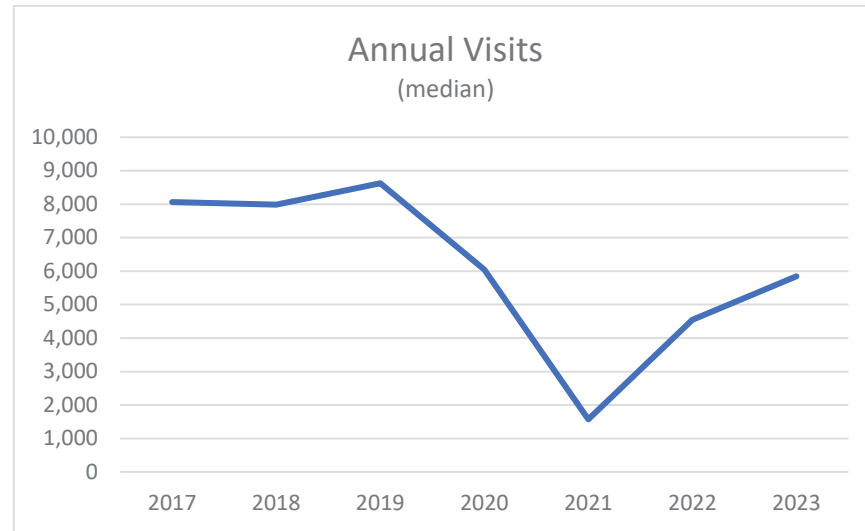
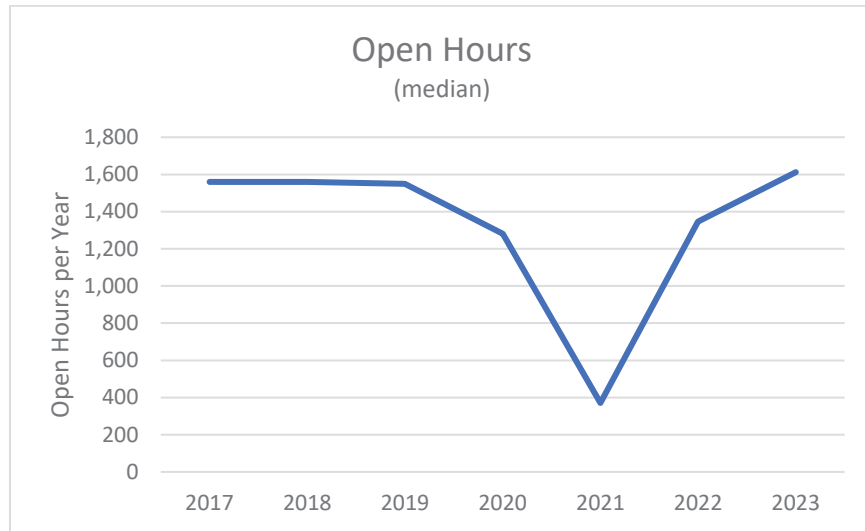
Survey Year	Collection Expenses	Staff Expenses	Other Expenses	Registered Patrons	Visits	Per Capita Visits	Physical Circ	eCirc
2018	\$9,123	\$47,414	\$19,700	978	7,991	3.99	9,075	921
2019	\$8,323	\$49,046	\$18,991	1,010	8,625	3.83	8,526	1,189
2020	\$8,653	\$52,765	\$18,616	1,102	6,046	2.76	7,881	1,202
2021	\$8,823	\$57,409	\$19,596	1,095	1,571	0.72	6,121	1,528
2022	\$9,064	\$61,120	\$21,627	1,025	4,543	1.94	7,181	1,605
2023	\$9,307	\$64,674	\$20,270	1,055	5,845	2.59	8,544	1,842

Survey Year	Programs	Program Attendance	Program Attendance Per Capita	Public Comp Uses	WiFi Sessions
2018	138	1,516	0.64	1,055	689
2019	133	1,574	0.68	949	1,200
2020	107	1,193	0.62	604	1,500
2021	37	400	0.13	100	1,400
2022	72	815	0.30	313	1,500
2023	110	1,337	0.48	423	2,400

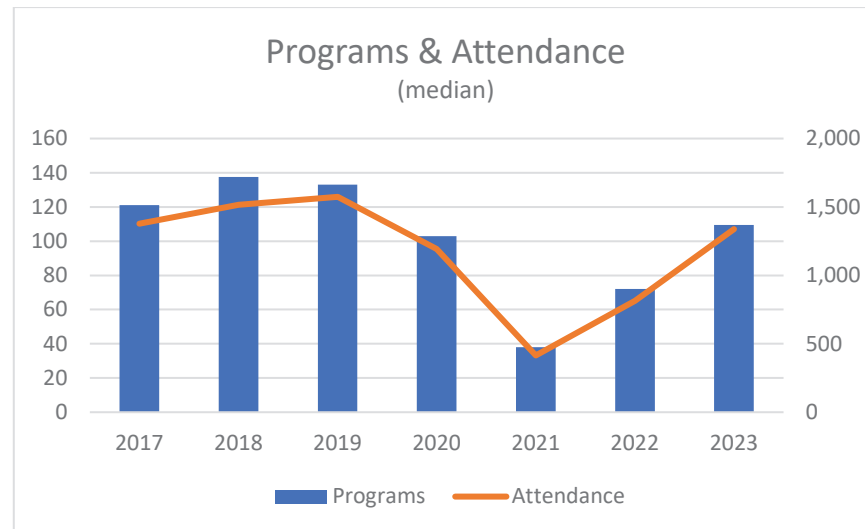
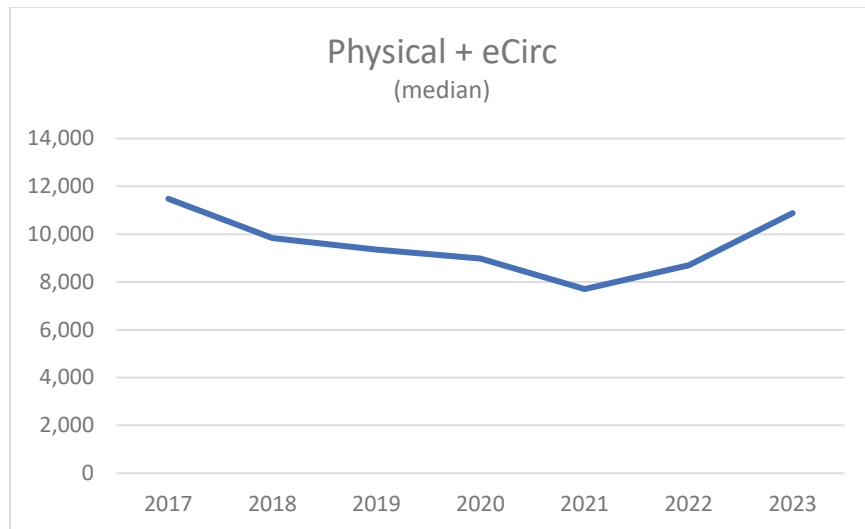
* Though medians are typically a good fit for our data, it can shift up or down depending on exactly which and how many libraries respond. For example, anomalies in Local Tax Support from 2021-2023 seem to be due to these year-to-year variations.

Broad Trends Using Medians

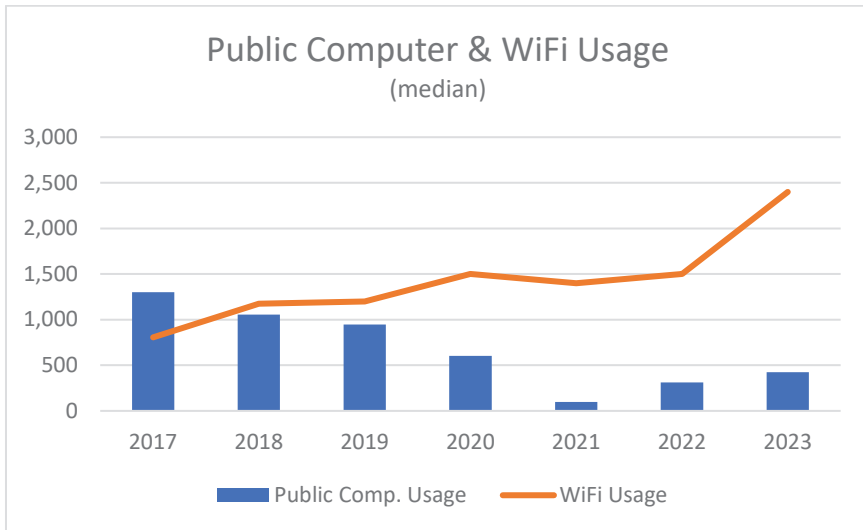
Data from the 2023 report appears to show the same trends as 2022. Many service categories continue to recover from pandemic lows, although in some cases they haven't returned to pre-pandemic highs.



Open hours have regained pre-pandemic levels, while annual visits are still catching up.



Physical and e-circulation numbers combined are close to reaching recent pre-pandemic levels. Programming is significantly up from 2022, but has yet to return to pre-pandemic heights.



Public computer usage has continued to increase from pandemic lows, though it's probably also showing a long-term decline that began before the pandemic (as personal-owned devices became more and more common). Conversely, WiFi usage continues to climb.

Fiscal Year 2026 Budget Development Form: Department of Libraries

	General \$\$	Special \$\$	Federal \$\$	Interdept'l Transfer \$\$	Total \$\$
Approp #1 [1130030000]:Libraries FY 2025 Approp	2,151,812	130,971	1,467,374	118,087	3,868,244
Other Changes: (Please insert changes to your base appropriation that occurred after the passage of the FY 2025 budget)					0
FY 2025 Other Changes	0	0	0	0	0
Total Approp. After FY 2025 Other Changes	2,151,812	130,971	1,467,374	118,087	3,868,244
CURRENT SERVICE LEVEL/CURRENT LAW	220,157	(33,977)	(194,354)	2,362	(5,812)
<i>Personal Services</i>	<i>251,282</i>	<i>(5,592)</i>	<i>(97,171)</i>	<i>2,362</i>	<i>150,881</i>
500000: Salary & Wages: Classified Employees	87,713	341	(33,809)		54,245
500010: Salary & Wages: Exempt Employees					
500060: Overtime	(734)		(548)		
501500: Health Insurance: Classified Employees	74,521	337	7,074		81,932
501510: Health Insurances: Exempt Employees					
502000: Retirement: Classified Employees	42,822	257	173		43,252
502010: Retirement: Exempt Employees					
All Other Employee Payroll Related Fringe Benefits	7,422	23	(3,814)		3,631
504040: VT Family & Medical Leave Insurance Premium	324	1	(126)		199
504045: Child Care Contribution	1,325	10	368		1,703
505200: Workers' Compensation Insurance Premium	405				405
508000: Vacancy Turnover Savings	(58,936)				(58,936)
507550 Contract & 3rd Party-Info Tech & 521512 Subscription-DOL-Electronic (reduction)	87,842	(7,819)	(47,321)		32,702
Other adjustments to Personal Service expense Account Codes:	8,578	1,258	(19,168)	2,362	(6,970)
<i>Operating Expenses</i>	<i>(2,325)</i>	<i>(31,675)</i>	<i>(117,985)</i>	<i>0</i>	<i>(151,985)</i>
515010: Fee-for-Space Charge					0
516000: Insurance Other Than Employee Benefits	(3)				(3)
516010: Insurance - General Liability	591				591
516671: VISION/ISD	2,276				2,276
516685: ADS Allocated Charge	2,081				2,081
519006: Human Resources Services	439				439
523620: Single Audit Allocation	186				186
Rent Land & Bldgs-Office Space	11,487				11,487
Books&Periodicals-Library/Educ	5,091	(8,996)	(62,839)		(66,744)
519000: Other Purchased Services	(10,797)		(20,977)		(31,774)
521510: Subscriptions	(3,329)		(10,147)		(13,476)
Other Operating Supplies, Dues, Travel, & IT Services	(2,199)	(1,494)	(24,022)		(27,715)
Educational Supplies		(21,185)			(21,185)
516660: ADS Service Level Agreement	(8,148)				
<i>Grants</i>	<i>(28,800)</i>	<i>3,290</i>	<i>20,802</i>	<i>0</i>	<i>(4,708)</i>
Grants	(28,800)	3,290	20,802		(4,708)
Subtotal of Increases/Decreases	220,157	(33,977)	(194,354)	2,362	(5,812)
FY 2026 Governor Recommend	2,371,969	96,994	1,273,020	120,449	3,862,432
Department of Libraries FY 2025 Appropriation	2,151,812	130,971	1,467,374	118,087	3,868,244
Reductions and Other Changes	0	0	0	0	0
FY 2025 Total After Other Changes	2,151,812	130,971	1,467,374	118,087	3,868,244
TOTAL INCREASES/DECREASES	220,157	(33,977)	(194,354)	2,362	(5,812)
Department of Libraries FY 2026 Governor Recommend	2,371,969	96,994	1,273,020	120,449	3,862,432

Agency of Administration - Department of Libraries

Program Name	Appropriation Dept ID	Program Purpose and Context	Program Services Provided	Program Website	Number of Measures Reported
ABLE Library	1130030000	The ABLE Library serves blind Vermonters and individuals with visual impairment or print, reading, or learning disability. The ABLE Library is a network library for the National Library Service for the Blind and Print Disabled and connects Vermonters to this national program.	The ABLE library provides access to digital talking books, large print books in all genres, Wonderbooks and high contrast picture books, and audio-described DVDs. The ABLE Library also provides Vermonters with access to braille materials and hosts and presents library programs for the community it serves.	https://able.vermont.gov/	3
Information & Access	1130030000	The Information & Access Division manages statewide interlibrary loan service through CLOVER and the Courier program; provides physical and online resources to Vermonters, including online databases, eBook, and eAudiobooks ; collects data for public libraries in the state; and provides reference services to legislators, state employees, libraries, and the public.	Access information and millions of physical books through the interlibrary loan system and the statewide courier network, online databases, and an eBook and eAudiobook platform.	https://libraries.vermont.gov/	4
Library Advancement	1130030000	The Library Advancement Division provides consultation services and administers grants available to the Vermont library community with a goal of improving library service for all Vermonters.	The Advancement Division offers general consulting to library directors, library staff, and trustees on the topics of library management and operations, youth services, inclusive services, and services to rural communities. The Advancement Division oversees the Certificate of Public Librarianship program and continuing education for library professionals and trustees in Vermont.	https://libraries.vermont.gov/	4

Agency of Administration - Department of Libraries

Program Name	Measure	Measure Type	Unit Type	Polarity	Reporting	2018	2019	2020	2021	2022	2023	2024	Target	Notes
ABLE Library	Percent of ABLE users satisfied	Quality	Percent	Higher is Better	SFY	-	-	-	-	-	0.81	0.87	0.85	<p>Develop ABLE library patron satisfaction survey.</p> <p>Convene regular meetings of the ABLE Library advisory group to gather feedback about services with a goal of improving services provided to the community.</p> <p>Implement ABLE patron satisfaction survey</p>
ABLE Library	Number of active ABLE users	Quantity	Number	Higher is Better	SFY	-	-	1123.00	1111.00	1091.00	1106.00	994.00	1010.00	<p>Perform outreach to community members eligible for ABLE library service.</p> <p>Distribute Brailled printed piece promoting the ABLE Library service to partner agencies.</p> <p>Engage the media in sharing information about the ABLE library with the public.</p> <p>Increase awareness of ABLE library services among public library staff statewide about ABLE so they can promote ABLE services in their communities.</p> <p>Outreach to and train school library staff in awareness of services for youth with print-disabilities provided by the ABLE Library</p> <p>Present at regional and statewide</p>
ABLE Library	Number of ABLE Library items circulated	Quantity	Number	Higher is Better	SFY	65573.00	65901.00	69921.00	102022.00	117971.00	107418.00	104838.00	115000.00	<p>Increase number of active ABLE Library users.</p> <p>Expand print collections to support the needs of youth with print disabilities, leverage Smith funds for youth and one-time ARPA funds available to the Dept.</p> <p>Promote awareness of new collections for youth to school librarians so they can promote these collections in their communities.</p> <p>Promote awareness of available collections to ABLE library users</p>
Information & Access	Number of user <u>searches</u> (Vermont Online Library databases)	Quantity	Number	Higher is Better	SFY	-	886275.00	541055.00	444662.00	503477.00	590509.00	508202.00	500000.00	
Information & Access	Number of items loaned and borrowed through statewide CLOVER Interlibrary Loan (ILL) platform	Quantity	Number	Higher is Better	SFY	-	51485.00	39155.00	45319.00	51425.00	56261.00	56842.00	60000.00	<p>Provide grants of \$571.35 to public libraries participating in the courier system to move Interlibrary Loan (ILL) materials between institutions.</p> <p>Report on success of the program in enabling access to physical materials and the savings in shipping costs of participating libraries through departmental .</p>

Agency of Administration - Department of Libraries

Program Name	Measure	Measure Type	Unit Type	Polarity	Reporting	2018	2019	2020	2021	2022	2023	2024	Target	Notes
Information & Access	Number of Vermont State Library eBooks and eAudiobooks circulated	Quantity	Number	Higher is Better	SFY	24245.00	31807.00	37897.00	9396.00	10049.00	10282.00	22297.00	20000.00	<p>Grow the collection of classic titles available to the public in eBook and eAudiobook format by purchasing perpetual license materials, leveraging one-time IMLS ARPA funding administered by the state of Vermont.</p> <p>Promote the Palace App and its growth through the media and through regular updates in the Department's newsletter and email communications to libraries.</p>
Information & Access	Percent of courier system libraries that report satisfaction with the service	Quality	Percent	Higher is Better	SFY	0.96	0.97	0.97	0.94	0.96	0.94	0.96	0.95	<p>Provide consultation and support to public libraries to address concerns and issues that evolve during the course of their participation in ILL resources sharing.</p> <p>Convene regular meetings of libraries participating in the ILL network to hear concerns and collaboratively develop solutions.</p> <p>Conduct annual survey to gauge satisfaction of participating libraries in the Interlibrary Loan service.</p>
Library Advancement	Number of continuing education presentations administered to library staff and trustees by the Department	Quantity	Number	Higher is Better	SFY	-	-	-	81.00	58.00	55.00	61.00	60	Continuing education budget was supplemented significantly with IMLS ARPA funding in 2021 and 2022. Regular budget doesn't support as many sessions.
Library Advancement	Number of attendees at continuing education presentations administered to library staff and trustees by the Department	Quantity	Number	Higher is Better	SFY	-	-	-	1417.00	1520.00	1392.00	1209.00	1,250	Attendee number was elevated because of IMLS ARPA funding of increased sessions. Number of sessions and attendance is leveling.
Library Advancement	Number of consultations and reference interactions with library directors, trustees, and staff by the	Quantity	Number	Higher is Better	SFY	-	-	-	2414.00	2414.00	1926.00	3179.00	2,000	FiberConnect wind down led to much higher consultation needs.
Library Advancement	Number of graduates of Certificate of Public Librarianship program	Quantity	Number	No Polarity	SFY	4.00	14.00	27.00	29.00	20.00	14.00	33.00	20	Completion of certificate takes roughly 2 years. We have a new cohort starting and a large graduation last year, so anticipate a lower number of completions in FY2025.

**State of Vermont
Budget Rollup Report**

Organization: 1130030000 - Libraries

Budget Object Group: 1. PERSONAL SERVICES

Budget Object Rollup Name	FY2024 Actuals	FY2025 Original As Passed Budget	FY2025 Governor's BAA Recommended Budget	FY2026 Governor's Recommended Budget	Difference Between FY2026 Governor's Recommend and FY2025 As Passed	Percent Change FY2026 Governor's Recommend and FY2025 As Passed
Salaries and Wages	1,309,388	1,314,494	1,314,494	1,308,521	(5,973)	-0.5%
Fringe Benefits	789,051	855,032	855,032	986,154	131,122	15.3%
Contracted and 3rd Party Service	784,340	438,042	438,042	775,464	337,422	77.0%
PerDiem and Other Personal Services	650	663	663	1,000	337	50.8%
Budget Object Group Total: 1. PERSONAL SERVICES	2,883,429	2,608,231	2,608,231	3,071,139	462,908	17.7%

Budget Object Group: 2. OPERATING

Budget Object Rollup Name	FY2024 Actuals	FY2025 Original As Passed Budget	FY2025 Governor's BAA Recommended Budget	FY2026 Governor's Recommended Budget	Difference Between FY2026 Governor's Recommend and FY2025 As Passed	Percent Change FY2026 Governor's Recommend and FY2025 As Passed
Equipment	1,253	1,631	1,631	0	(1,631)	-100.0%
IT/Telecom Services and Equipment	62,381	115,587	115,587	97,814	(17,773)	-15.4%
IT Repair and Maintenance Services	1,369	895	895	1,409	514	57.4%
Other Operating Expenses	11,694	14,766	14,766	16,592	1,826	12.4%
Other Rental	1,266	2,767	2,767	1,450	(1,317)	-47.6%
Other Purchased Services	133,195	154,890	154,890	130,224	(24,666)	-15.9%
Property and Maintenance	159	0	0	0	0	0.0%
Property Rental	177,663	168,513	168,513	180,000	11,487	6.8%
Supplies	67,157	525,716	525,716	93,192	(432,524)	-82.3%
Travel	4,507	2,547	2,547	2,619	72	2.8%
Budget Object Group Total: 2. OPERATING	460,642	987,312	987,312	523,300	(464,012)	-47.0%

Budget Object Group: 3. GRANTS

Budget Object Rollup Name	FY2024 Actuals	FY2025 Original As Passed Budget	FY2025 Governor's BAA Recommended Budget	FY2026 Governor's Recommended Budget	Difference Between FY2026 Governor's Recommend and FY2025 As Passed	Percent Change FY2026 Governor's Recommend and FY2025 As Passed
Grants Rollup	260,086	272,701	272,701	267,993	(4,708)	-1.7%
Budget Object Group Total: 3. GRANTS	260,086	272,701	272,701	267,993	(4,708)	-1.7%

Total Expenditures	3,604,157	3,868,244	3,868,244	3,862,432	(5,812)	-0.2%
---------------------------	------------------	------------------	------------------	------------------	----------------	--------------

**State of Vermont
Budget Rollup Report**

Organization: 1130030000 - Libraries

Fund Name	FY2024 Actuals	FY2025 Original As Passed Budget	FY2025 Governor's BAA Recommended Budget	FY2026 Governor's Recommended Budget	Difference Between FY2026 Governor's Recommend and FY2025 As Passed	Percent Change FY2026 Governor's Recommend and FY2025 As Passed
General Funds	1,978,151	2,151,812	2,151,812	2,371,969	220,157	10.2%
Special Fund	156,311	130,971	130,971	96,994	(33,977)	-25.9%
Federal Funds	1,343,084	1,467,374	1,467,374	1,273,020	(194,354)	-13.2%
IDT Funds	126,611	118,087	118,087	120,449	2,362	2.0%
Funds Total	3,604,157	3,868,244	3,868,244	3,862,432	(5,812)	-0.2%

Position Count	18
FTE Total	18

**State of Vermont
Budget Detail Report**

Organization: 1130030000 - Libraries

Budget Object Group: 1. PERSONAL SERVICES

Salaries and Wages		FY2024 Actuals	FY2025 Original As Passed Budget	FY2025 Governor's BAA Recommended Budget	FY2026 Governor's Recommended Budget	Difference Between FY2026 Governor's Recommend and FY2025 As Passed	Percent Change FY2026 Governor's Recommend and FY2025 As Passed
Description	Code						
Classified Employees	500000	1,308,069	1,142,397	1,142,397	1,187,948	45,551	4.0%
Exempt	500010	0	192,920	192,920	201,614	8,694	4.5%
Overtime	500060	1,319	1,282	1,282	0	(1,282)	-100.0%
Vacancy Turnover Savings	508000	0	(22,105)	(22,105)	(81,041)	(58,936)	266.6%
Total: Salaries and Wages		1,309,388	1,314,494	1,314,494	1,308,521	(5,973)	-0.5%

Fringe Benefits		FY2024 Actuals	FY2025 Original As Passed Budget	FY2025 Governor's BAA Recommended Budget	FY2026 Governor's Recommended Budget	Difference Between FY2026 Governor's Recommend and FY2025 As Passed	Percent Change FY2026 Governor's Recommend and FY2025 As Passed
Description	Code						
FICA - Classified Employees	501000	94,194	87,396	87,396	90,876	3,480	4.0%
FICA - Exempt	501010	0	14,758	14,758	15,423	665	4.5%
Health Ins - Classified Empl	501500	335,398	349,655	349,655	414,347	64,692	18.5%
Health Ins - Exempt	501510	0	26,015	26,015	43,255	17,240	66.3%
Retirement - Classified Empl	502000	335,877	305,017	305,017	342,131	37,114	12.2%
Retirement - Exempt	502010	0	37,984	37,984	44,122	6,138	16.2%
Dental - Classified Employees	502500	14,565	13,651	13,651	13,650	(1)	0.0%
Dental - Exempt	502510	0	1,706	1,706	1,706	0	0.0%
Life Ins - Classified Empl	503000	6,194	5,428	5,428	4,841	(587)	-10.8%
Life Ins - Exempt	503010	0	966	966	867	(99)	-10.2%
LTD - Classified Employees	503500	550	324	324	425	101	31.2%
LTD - Exempt	503510	0	324	324	339	15	4.6%
EAP - Classified Empl	504000	598	544	544	595	51	9.4%
EAP - Exempt	504010	0	68	68	74	6	8.8%
FMLI	504040	0	4,957	4,957	5,156	199	4.0%
Child Care Contribution Exp	504045	0	4,411	4,411	6,114	1,703	38.6%
Employee Tuition Costs	504530	0	0	0	0	0	0.0%
Employee Moving Expense	504540	0	0	0	0	0	0.0%
Workers Comp - Ins Premium	505200	1,674	1,828	1,828	2,233	405	22.2%
Total: Fringe Benefits		789,051	855,032	855,032	986,154	131,122	15.3%

**State of Vermont
Budget Detail Report**

Organization: 1130030000 - Libraries

Contracted and 3rd Party Service		FY2024 Actuals	FY2025 Original As Passed Budget	FY2025 Governor's BAA Recommended Budget	FY2026 Governor's Recommended Budget	Difference Between FY2026 Governor's Recommend and FY2025 As Passed	Percent Change FY2026 Governor's Recommend and FY2025 As Passed
Description	Code						
Contr & 3Rd Party - Financial	507100	0	0	0	0	0	0.0%
Contr&3Rd Pty-Appr/Engineering	507300	0	0	0	0	0	0.0%
Contr&3Rd Pty-Educ & Training	507350	600	0	0	12,200	12,200	100.0%
Contr&3Rd Pty - Info Tech	507550	606,205	283,436	283,436	628,165	344,729	121.6%
Other Contr and 3Rd Pty Serv	507600	177,535	153,394	153,394	134,699	(18,695)	-12.2%
Interpreters	507615	0	1,212	1,212	400	(812)	-67.0%
Total: Contracted and 3rd Party Service		784,340	438,042	438,042	775,464	337,422	77.0%

PerDiem and Other Personal Services		FY2024 Actuals	FY2025 Original As Passed Budget	FY2025 Governor's BAA Recommended Budget	FY2026 Governor's Recommended Budget	Difference Between FY2026 Governor's Recommend and FY2025 As Passed	Percent Change FY2026 Governor's Recommend and FY2025 As Passed
Description	Code						
Catamount Health Assessment	505700	0	663	663	0	(663)	-100.0%
Per Diem	506000	650	0	0	1,000	1,000	100.0%
Total: PerDiem and Other Personal Services		650	663	663	1,000	337	50.8%

Total: 1. PERSONAL SERVICES	2,883,429	2,608,231	2,608,231	3,071,139	462,908	17.7%
------------------------------------	------------------	------------------	------------------	------------------	----------------	--------------

Budget Object Group: 2. OPERATING

Equipment		FY2024 Actuals	FY2025 Original As Passed Budget	FY2025 Governor's BAA Recommended Budget	FY2026 Governor's Recommended Budget	Difference Between FY2026 Governor's Recommend and FY2025 As Passed	Percent Change FY2026 Governor's Recommend and FY2025 As Passed
Description	Code						
Safety Supplies & Equipment	522440	0	0	0	0	0	0.0%
Furniture & Fixtures	522700	1,253	1,631	1,631	0	(1,631)	-100.0%
Total: Equipment		1,253	1,631	1,631	0	(1,631)	-100.0%

**State of Vermont
Budget Detail Report**

Organization: 1130030000 - Libraries

IT/Telecom Services and Equipment		FY2024 Actuals	FY2025 Original As Passed Budget	FY2025 Governor's BAA Recommended Budget	FY2026 Governor's Recommended Budget	Difference Between FY2026 Governor's Recommend and FY2025 As Passed	Percent Change FY2026 Governor's Recommend and FY2025 As Passed
Description	Code						
Software-License-Servers	516557	0	0	0	0	0	0.0%
ADS VOIP Expense	516605	1,635	5,459	5,459	1,980	(3,479)	-63.7%
Internet	516620	0	2,804	2,804	0	(2,804)	-100.0%
Telecom-Telephone Services	516652	325	285	285	335	50	17.5%
Telecom-Toll Free Phone Serv	516657	2	340	340	340	0	0.0%
Telecom-Wireless Phone Service	516659	8,440	8,749	8,749	8,500	(249)	-2.8%
ADS Enterp App Supp SOV Emp Exp	516660	0	35,620	35,620	27,472	(8,148)	-22.9%
ADS Security SOV Employee Exp.	516665	0	0	0	0	0	0.0%
ADS EA SOV Employee Expense	516667	0	0	0	0	0	0.0%
It Intsvccost-Vision/Isdassess	516671	24,713	24,284	24,284	26,560	2,276	9.4%
ADS Centrex Exp.	516672	0	0	0	0	0	0.0%
ADS PM SOV Employee Expense	516683	0	0	0	0	0	0.0%
ADS Allocation Exp.	516685	21,790	23,046	23,046	25,127	2,081	9.0%
Hw - Computer Peripherals	522201	1,648	8,866	8,866	7,500	(1,366)	-15.4%
Hardware - Desktop & Laptop Pc	522216	3,828	4,675	4,675	0	(4,675)	-100.0%
Software - Data Network	522285	0	1,459	1,459	0	(1,459)	-100.0%
Communications Equipment	522430	0	0	0	0	0	0.0%
Total: IT/Telecom Services and Equipment		62,381	115,587	115,587	97,814	(17,773)	-15.4%

IT Repair and Maintenance Services		FY2024 Actuals	FY2025 Original As Passed Budget	FY2025 Governor's BAA Recommended Budget	FY2026 Governor's Recommended Budget	Difference Between FY2026 Governor's Recommend and FY2025 As Passed	Percent Change FY2026 Governor's Recommend and FY2025 As Passed
Description	Code						
Repair & Maint - Office Tech	513010	1,369	895	895	1,409	514	57.4%
Total: IT Repair and Maintenance Services		1,369	895	895	1,409	514	57.4%

Other Operating Expenses		FY2024 Actuals	FY2025 Original As Passed Budget	FY2025 Governor's BAA Recommended Budget	FY2026 Governor's Recommended Budget	Difference Between FY2026 Governor's Recommend and FY2025 As Passed	Percent Change FY2026 Governor's Recommend and FY2025 As Passed
Description	Code						
Storage Areas	523035	9,946	12,760	12,760	14,400	1,640	12.9%
Single Audit Allocation	523620	1,748	2,006	2,006	2,192	186	9.3%
Registration & Identification	523640	0	0	0	0	0	0.0%
Total: Other Operating Expenses		11,694	14,766	14,766	16,592	1,826	12.4%

**State of Vermont
Budget Detail Report**

Organization: 1130030000 - Libraries

Other Rental		FY2024 Actuals	FY2025 Original As Passed Budget	FY2025 Governor's BAA Recommended Budget	FY2026 Governor's Recommended Budget	Difference Between FY2026 Governor's Recommend and FY2025 As Passed	Percent Change FY2026 Governor's Recommend and FY2025 As Passed
Description	Code						
Rental of Equipment & Vehicles	514500	0	0	0	0	0	0.0%
Rental - Auto	514550	1,241	2,724	2,724	1,400	(1,324)	-48.6%
Rental - Other	515000	26	43	43	50	7	16.3%
Total: Other Rental		1,266	2,767	2,767	1,450	(1,317)	-47.6%

Other Purchased Services		FY2024 Actuals	FY2025 Original As Passed Budget	FY2025 Governor's BAA Recommended Budget	FY2026 Governor's Recommended Budget	Difference Between FY2026 Governor's Recommend and FY2025 As Passed	Percent Change FY2026 Governor's Recommend and FY2025 As Passed
Description	Code						
Insurance Other Than Empl Bene	516000	546	488	488	485	(3)	-0.6%
Insurance - General Liability	516010	8,906	9,691	9,691	10,282	591	6.1%
Dues	516500	11,598	12,616	12,616	12,000	(616)	-4.9%
Advertising-Tv	516811	0	0	0	0	0	0.0%
Advertising-Radio	516812	0	0	0	0	0	0.0%
Advertising-Print	516813	0	398	398	400	2	0.5%
Advertising - Job Vacancies	516820	1,113	1,834	1,834	1,146	(688)	-37.5%
Trade Shows & Events	516870	0	201	201	0	(201)	-100.0%
Sponsorships	516872	150	1,719	1,719	150	(1,569)	-91.3%
Printing and Binding	517000	0	0	0	0	0	0.0%
Printing & Binding-Bgs Copy Ct	517005	1,642	349	349	2,000	1,651	473.1%
Printing-Promotional	517010	0	447	447	0	(447)	-100.0%
Process&Printg Films, Microfilm	517050	259	264	264	259	(5)	-1.9%
Registration For Meetings&Conf	517100	3,715	1,899	1,899	3,200	1,301	68.5%
Empl Train & Background Checks	517120	0	0	0	0	0	0.0%
Postage	517200	0	0	0	0	0	0.0%
Postage - Bgs Postal Svcs Only	517205	4,283	6,250	6,250	6,250	0	0.0%
Freight & Express Mail	517300	9,353	10,879	10,879	10,879	0	0.0%
Instate Conf, Meetings, Etc	517400	160	0	0	0	0	0.0%
Catering-Meals-Cost	517410	1,042	0	0	980	980	100.0%
Outside Conf, Meetings, Etc	517500	648	0	0	648	648	100.0%
Other Purchased Services	519000	1,709	31,774	31,774	0	(31,774)	-100.0%
Agency Fee	519005	73,711	59,950	59,950	65,393	5,443	9.1%
Human Resources Services	519006	14,360	15,713	15,713	16,152	439	2.8%
Moving State Agencies	519040	0	418	418	0	(418)	-100.0%
Total: Other Purchased Services		133,195	154,890	154,890	130,224	(24,666)	-15.9%

**State of Vermont
Budget Detail Report**

Organization: 1130030000 - Libraries

Property and Maintenance		FY2024 Actuals	FY2025 Original As Passed Budget	FY2025 Governor's BAA Recommended Budget	FY2026 Governor's Recommended Budget	Difference Between FY2026 Governor's Recommend and FY2025 As Passed	Percent Change FY2026 Governor's Recommend and FY2025 As Passed
Description	Code						
Recycling	510220	159	0	0	0	0	0.0%
Exterminators	510510	0	0	0	0	0	0.0%
Total: Property and Maintenance		159	0	0	0	0	0.0%

Property Rental		FY2024 Actuals	FY2025 Original As Passed Budget	FY2025 Governor's BAA Recommended Budget	FY2026 Governor's Recommended Budget	Difference Between FY2026 Governor's Recommend and FY2025 As Passed	Percent Change FY2026 Governor's Recommend and FY2025 As Passed
Description	Code						
Rent Land & Bldgs-Office Space	514000	177,493	168,513	168,513	180,000	11,487	6.8%
Rent Land&Bldgs-Non-Office	514010	170	0	0	0	0	0.0%
Fee-For-Space Charge	515010	0	0	0	0	0	0.0%
Total: Property Rental		177,663	168,513	168,513	180,000	11,487	6.8%

Supplies		FY2024 Actuals	FY2025 Original As Passed Budget	FY2025 Governor's BAA Recommended Budget	FY2026 Governor's Recommended Budget	Difference Between FY2026 Governor's Recommend and FY2025 As Passed	Percent Change FY2026 Governor's Recommend and FY2025 As Passed
Description	Code						
Office Supplies	520000	1,013	3,255	3,255	2,627	(628)	-19.3%
Stationary & Envelopes	520015	275	0	0	275	275	100.0%
Gasoline	520110	0	0	0	0	0	0.0%
Building Maintenance Supplies	520200	0	0	0	0	0	0.0%
Electrical Supplies	520230	0	0	0	0	0	0.0%
Other General Supplies	520500	512	1,822	1,822	1,822	0	0.0%
It & Data Processing Supplies	520510	0	0	0	0	0	0.0%
Educational Supplies	520540	9,949	26,662	26,662	0	(26,662)	-100.0%
Photo Supplies	520560	0	0	0	0	0	0.0%
Food	520700	0	0	0	0	0	0.0%
Water	520712	306	268	268	268	0	0.0%
Books&Periodicals-Library/Educ	521500	46,984	154,744	154,744	88,000	(66,744)	-43.1%
Subscriptions	521510	2,137	13,476	13,476	0	(13,476)	-100.0%
Subscriptions: Dol-Electronic	521512	5,861	312,027	312,027	0	(312,027)	-100.0%
Subscriptions Other Info Serv	521515	120	1,404	1,404	200	(1,204)	-85.8%
Other Books & Periodicals	521520	0	12,058	12,058	0	(12,058)	-100.0%
Household, Facility&Lab Suppl	521800	0	0	0	0	0	0.0%
Medical and Lab Supplies	521810	0	0	0	0	0	0.0%

**State of Vermont
Budget Detail Report**

Organization: 1130030000 - Libraries

Total: Supplies		67,157	525,716	525,716	93,192	(432,524)	-82.3%
-----------------	--	--------	---------	---------	--------	-----------	--------

Travel		FY2024 Actuals	FY2025 Original As Passed Budget	FY2025 Governor's BAA Recommended Budget	FY2026 Governor's Recommended Budget	Difference Between FY2026 Governor's Recommend and FY2025 As Passed	Percent Change FY2026 Governor's Recommend and FY2025 As Passed
Description	Code						
Travel-Inst-Auto Mileage-Emp	518000	109	290	290	290	0	0.0%
Travel-Inst-Other Transp-Emp	518010	0	153	153	0	(153)	-100.0%
Travel-Inst-Meals-Emp	518020	0	0	0	0	0	0.0%
Travel-Inst-Lodging-Emp	518030	1,599	0	0	0	0	0.0%
Travel-Inst-Incidentals-Emp	518040	0	0	0	0	0	0.0%
Conference - Instate - Emp	518050	0	0	0	0	0	0.0%
Travel-Inst-Auto Mileage-Nonemp	518300	78	0	0	0	0	0.0%
Travel-Inst-Other Trans-Nonemp	518310	57	0	0	0	0	0.0%
Travel-Inst-Lodging-Nonemp	518330	0	0	0	0	0	0.0%
Conference - Instate - Non Emp	518350	0	0	0	0	0	0.0%
Travel-Outst-Auto Mileage-Emp	518500	178	118	118	138	20	16.9%
Travel-Outst-Other Trans-Emp	518510	2,109	829	829	958	129	15.6%
Travel-Outst-Meals-Emp	518520	306	60	60	162	102	170.0%
Travel-Outst-Lodging-Emp	518530	0	999	999	999	0	0.0%
Travel-Outst-Incidentals-Emp	518540	72	98	98	72	(26)	-26.5%
Travel-Outst-Meals-Nonemp	518720	0	0	0	0	0	0.0%
Total: Travel		4,507	2,547	2,547	2,619	72	2.8%
Total: 2. OPERATING		460,642	987,312	987,312	523,300	(464,012)	-47.0%

Budget Object Group: 3. GRANTS

Grants Rollup		FY2024 Actuals	FY2025 Original As Passed Budget	FY2025 Governor's BAA Recommended Budget	FY2026 Governor's Recommended Budget	Difference Between FY2026 Governor's Recommend and FY2025 As Passed	Percent Change FY2026 Governor's Recommend and FY2025 As Passed
Description	Code						
Gr, Awards, Scholarships&Loans	550200	300	0	0	0	0	0.0%
Grants	550220	259,786	272,701	272,701	267,993	(4,708)	-1.7%
Other Grants	550500	0	0	0	0	0	0.0%
Total: Grants Rollup		260,086	272,701	272,701	267,993	(4,708)	-1.7%
Total: 3. GRANTS		260,086	272,701	272,701	267,993	(4,708)	-1.7%
Total Expenditures		3,604,157	3,868,244	3,868,244	3,862,432	(5,812)	-0.2%

**State of Vermont
Budget Detail Report**

Organization: 1130030000 - Libraries

Fund Name	Fund Code	FY2024 Actuals	FY2025 Original As Passed Budget	FY2025 Governor's BAA Recommended Budget	FY2026 Governor's Recommended Budget	Difference Between		Percent Change FY2026 Governor's Recommend and FY2025 As Passed
						FY2026 Governor's Recommend	FY2026 Governor's As Passed	
General Fund	10000	1,978,151	2,151,812	2,151,812	2,371,969		220,157	10.2%
Elva S Smith Bequest	21015	89,133	130,971	130,971	96,994		(33,977)	-25.9%
Inter-Unit Transfers Fund	21500	126,611	118,087	118,087	120,449		2,362	2.0%
Sale of Copies/Publications	21824	7,586	0	0	0		0	0.0%
Memorial Gifts	21825	0	0	0	0		0	0.0%
Misc Special Revenue	21870	7,920	0	0	0		0	0.0%
Gates Foundation Grants	21883	1,672	0	0	0		0	0.0%
VOL Membership/Dues	21920	50,000	0	0	0		0	0.0%
Federal Revenue Fund	22005	1,343,084	1,467,374	1,467,374	1,273,020		(194,354)	-13.2%
Funds Total		3,604,157	3,868,244	3,868,244	3,862,432		(5,812)	-0.2%

Position Count	18
FTE Total	18.00

Report ID: VTPB-14-POSITION_SUMMARY
 Run Date: 01/25/2025
 Run Time: 02:11 PM

State of Vermont
FY2026 Governor's Recommended Budget
Position Summary Report

1130030000-Libraries

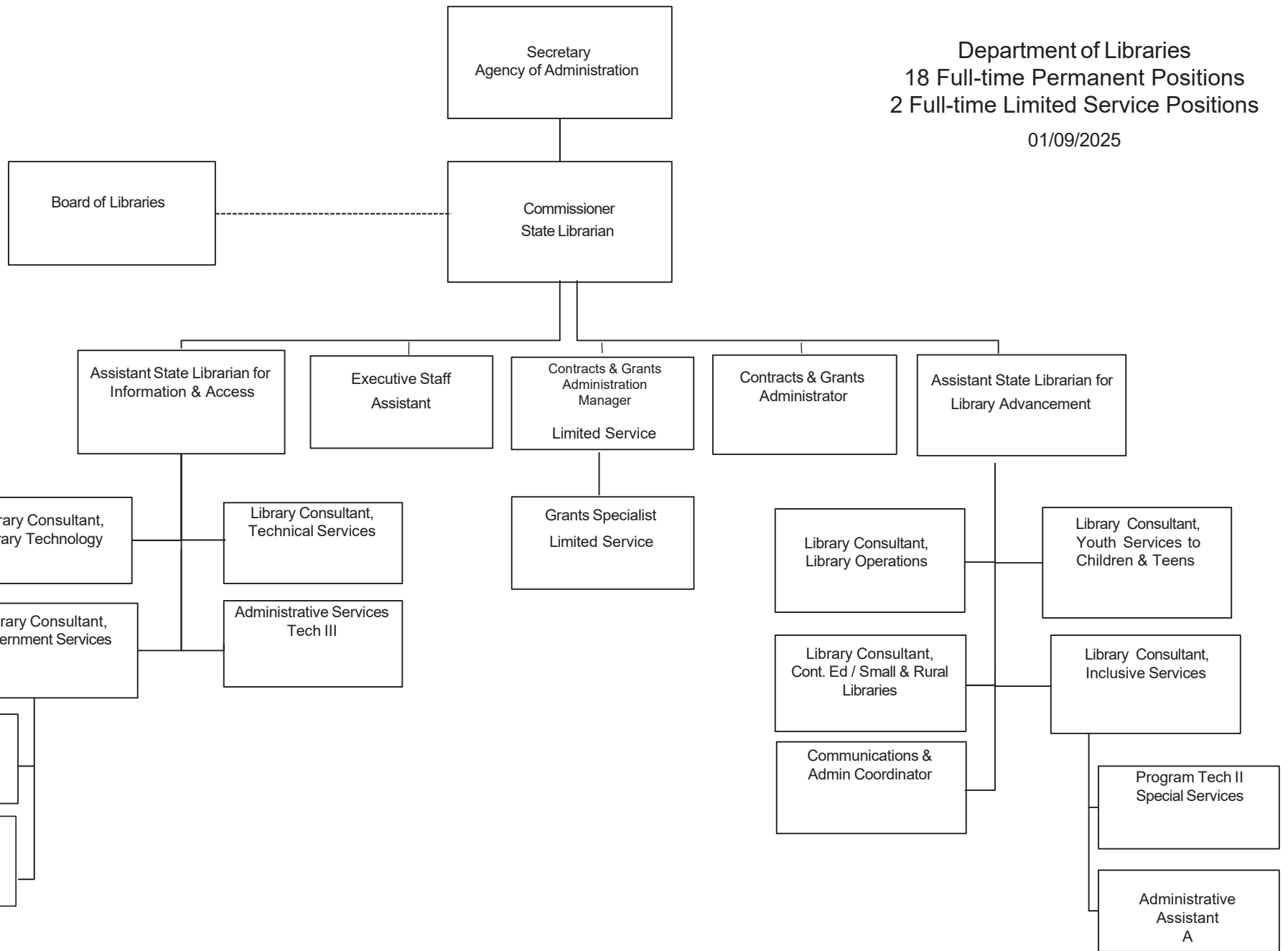
Position Number	Classification	FTE	Count	Gross Salary	State Benefits	Federally Mandated	Total
780001	220310 - Library Consultant	1.00	1	81,744	62,680	6,253	150,677
780002	131000 - Assistant State Librarian	1.00	1	95,638	43,319	7,317	146,274
780003	089190 - Administrative Srvcs Tech III	1.00	1	61,817	32,734	4,729	99,280
780007	550200 - Contracts & Grants Administrat	1.00	1	63,627	33,543	4,868	102,038
780010	089180 - Administrative Srvcs Tech II	1.00	1	58,656	18,511	4,487	81,654
780024	220500 - Librarian A	1.00	1	65,228	57,722	4,990	127,940
780026	004800 - Program Technician II	1.00	1	48,839	44,122	3,736	96,697
780030	220809 - Library Comm Admin Coordinator	1.00	1	74,900	60,625	5,730	141,255
780032	220310 - Library Consultant	1.00	1	79,144	61,897	6,055	147,096
780033	220310 - Library Consultant	1.00	1	79,144	61,902	6,054	147,100
780038	131000 - Assistant State Librarian	1.00	1	108,659	60,794	8,311	177,764
780040	220302 - Library Consultant AC: Srvcs	1.00	1	79,144	51,743	6,055	136,942
780043	220310 - Library Consultant	1.00	1	74,110	36,694	5,668	116,472
780049	050100 - Administrative Assistant A	1.00	1	53,810	44,133	4,116	102,059
780050	220310 - Library Consultant	1.00	1	81,744	62,680	6,254	150,678
780054	220310 - Library Consultant	1.00	1	81,744	52,525	6,253	140,522
787001	90390A - State Librarian	1.00	1	136,427	44,337	10,436	191,200
787003	00500E - Executive Staff Assistant	1.00	1	65,187	47,661	4,987	117,835
Total		18.00	18	1,389,562	877,622	106,299	2,373,483

Fund Code	Fund Name	FTE	Count	Gross Salary	State Benefits	Federally Mandated	Total
10000	General Fund	18.00	12	943,745	577,105	72,196	1,593,046
21015	Elva S Smith Bequest		0	7,914	5,174	606	13,694
22005	Federal Revenue Fund		6	437,903	295,343	33,497	766,743
Total		18.00	18	1,389,562	877,622	106,299	2,373,483

Note: Numbers may not sum to total due to rounding

Department of Libraries
 18 Full-time Permanent Positions
 2 Full-time Limited Service Positions

01/09/2025



**State of Vermont
Federal Grants Receipts Report**

1130030000 - Libraries

Budget Request Code	Fund	Justification	Budgeted Amount
15134	22005	LSTA award amount received from IMLS CFDA 45.310.	\$1,273,020
		Total	\$1,273,020

**State of Vermont
Grants to Non-State Entities Report**

1130030000 - Libraries

Budget Request Code	Fund	Justification	Budgeted Amount
15136	21015	Amount paid out to Public Libraries.	\$75,200
15136	10000	Amount paid out to the VT Law Library and other Libraries.	\$90,000
15136	22005	Amount paid out to Public Libraries.	\$102,793
Total			\$267,993

**State of Vermont
Interdepartmental Transfers Receipts Report**

1130030000 - Libraries

Budget Request Code	Fund	Justification	Budgeted Amount
15135	21500	These receipts come from billing Departments for the use of the Westlaw law library system.	\$120,449
Total			\$120,449