


COMMUNITY ACCOUNTABILITY COURT
STATUS UPDATE: DECEMBER 24, 2025

CONTENTS

- TOTAL DOCKET ASSESSMENT
- INDIVIDUAL OFFENDER DATA BY CASE TYPE
- DOCKET DATA BY CASE TYPE
- DATA ON DOCKET RESOLUTION BY OUTCOME
- DATA ON INDIVIDUALS WITH ACTIVE DOCKETS

TOTAL DOCKET METRICS



AC TOTAL DOCKET DATA			
DATE	ACTIVE DOCKETS	RESOLVED DOCKETS	TOTAL DOCKETS
DOCKETS 10/20/25	878	0	878
DOCKETS 11/25/25	685	174	859
DOCKETS 12/02/25	646	218	864
DOCKETS 12/09/25	556	290	846
DOCKETS 12/16/25	500	328	828
DOCKETS 12/23/25	528	375	903

Table I: Comparison of active and resolved dockets in the Community Accountability Court (AC) from October 20th to December 23rd, 2025.

‘Active’ column represents dockets from individuals in the community with active dockets, individuals with active warrants, and individuals held with active dockets.

‘Resolved’ column represents dockets from individuals incarcerated, placed on probation, ruled incompetent to stand trial, released on order of non-hospitalization, assigned to treatment court, assigned to alternative community service (ACS), deceased, or having their dockets dismissed.

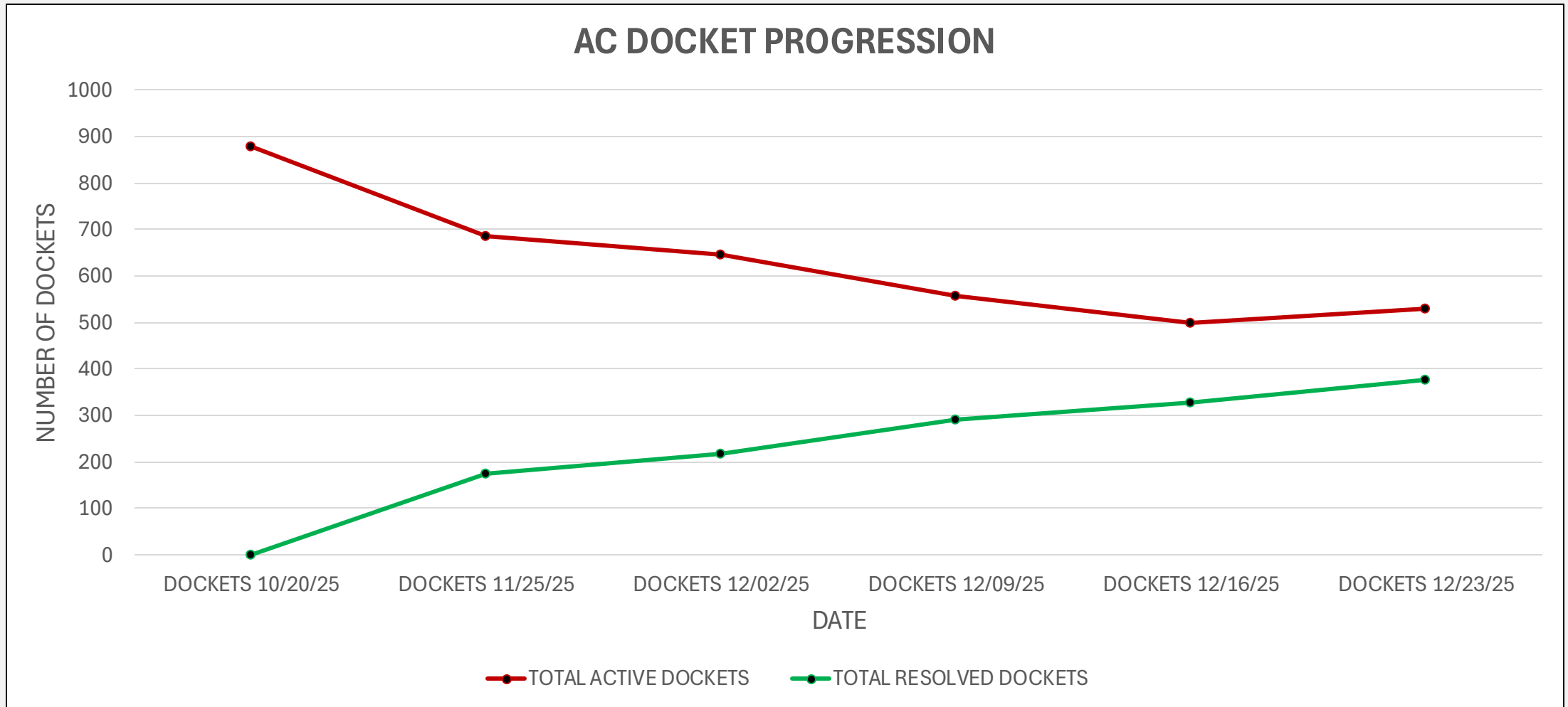


Fig. I : Status progression of AC dockets from October 20th, 2025 to December 23rd, 2025.

As above, ‘Resolved’ column represents individuals incarcerated, placed on probation, ruled incompetent to stand trial, released on order of non-hospitalization, assigned to treatment court, assigned to ACS, deceased, or having their case dismissed.

INDIVIDUAL OFFENDER METRICS

AC OFFENDER PROGRESSION DATA						
OFFENDER STATUS	10/20/25	11/25/25	12/2/25	12/9/25	12/16/25	12/23/25
ACTIVE (COMMUNITY)	47	30	26	20	23	22
WARRANT ISSUED	27	25	26	26	20	22
ACTIVE (HELD)	29	26	26	22	20	20
RESOLVED	0	21	25	36	40	43
TOTAL	103	102	103	104	103	107

Table 2: Basic status progression of individuals involved with the Community Accountability Court (AC) from October 20th to December 23rd, 2025.

‘Resolved’ column represents individuals incarcerated, placed on probation, ruled incompetent to stand trial, released on order of non-hospitalization, assigned to treatment court, assigned to (ACS), deceased, or having their docket dismissed.

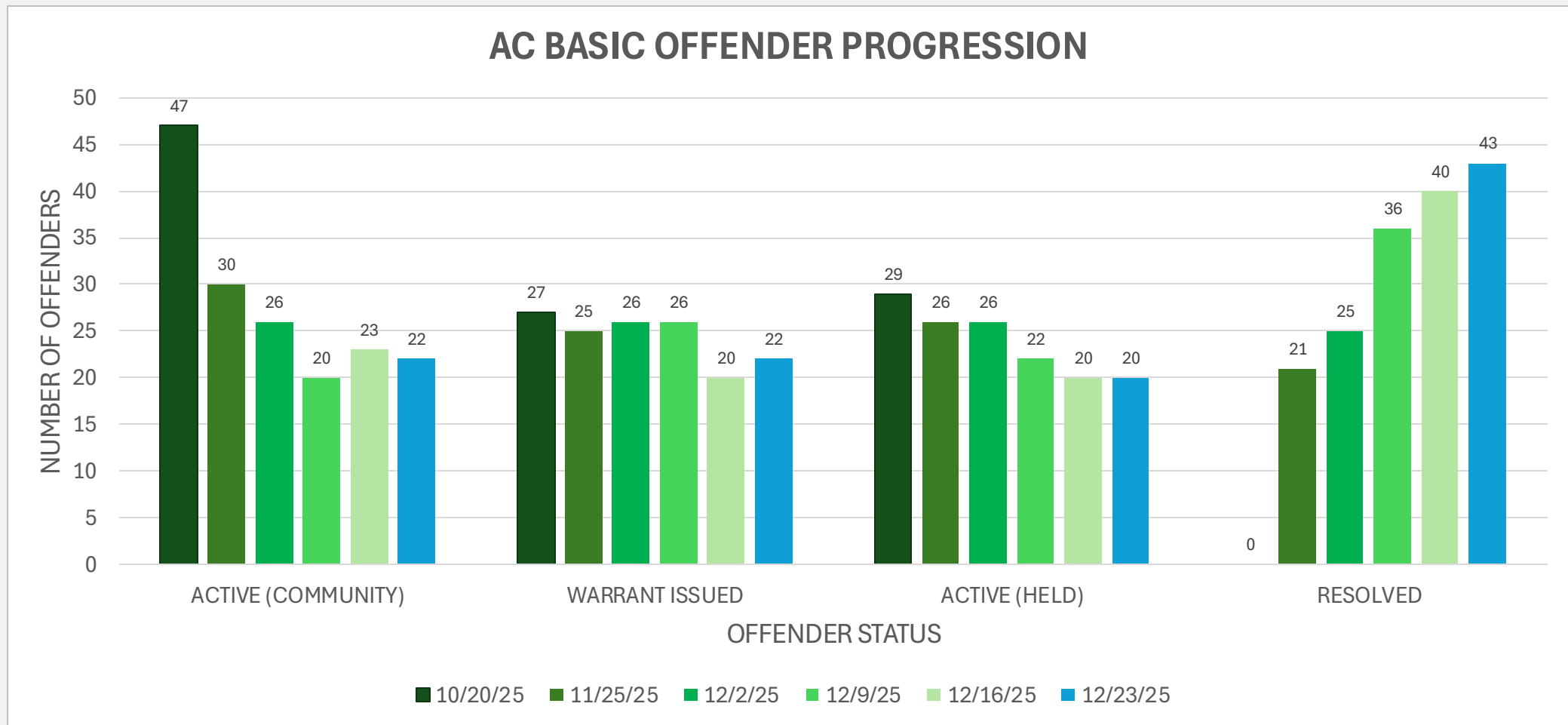


Fig. 2: Status progression of individuals involved with the AC from October 20th to December 23rd, 2025.

As above, 'Resolved' column represents individuals incarcerated, placed on probation, ruled incompetent to stand trial, released on order of non-hospitalization, assigned to treatment court, assigned to ACS, deceased, or having their docket dismissed.

DOCKET METRICS

AC BASIC DOCKET PROGRESSION DATA						
OFFENDER STATUS	10/20/25	11/25/25	12/2/25	12/9/25	12/16/25	12/23/25
ACTIVE (COMMUNITY)	383	241	197	130	147	147
WARRANT ISSUED	267	245	250	267	211	234
ACTIVE (HELD)	228	199	199	159	142	147
RESOLVED	0	174	218	290	328	375
TOTAL	878	859	864	846	828	903

Table 3: Basic status progression of AC dockets from October 20th, 2025 to December 23rd, 2025.

As above, ‘Resolved’ column represents individuals incarcerated, placed on probation, ruled incompetent to stand trial, released on order of non-hospitalization, assigned to treatment court, assigned to ACS, deceased, or having their docket dismissed.

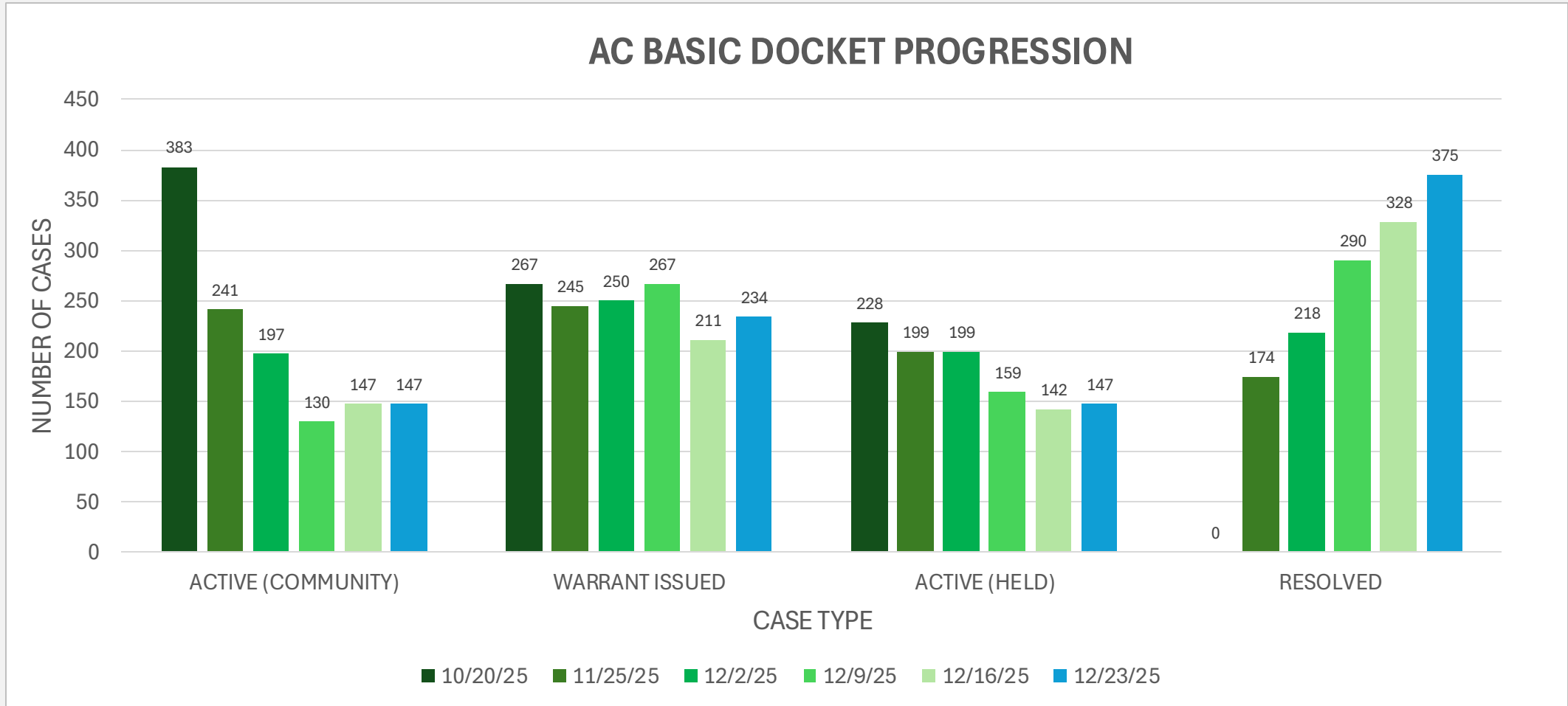
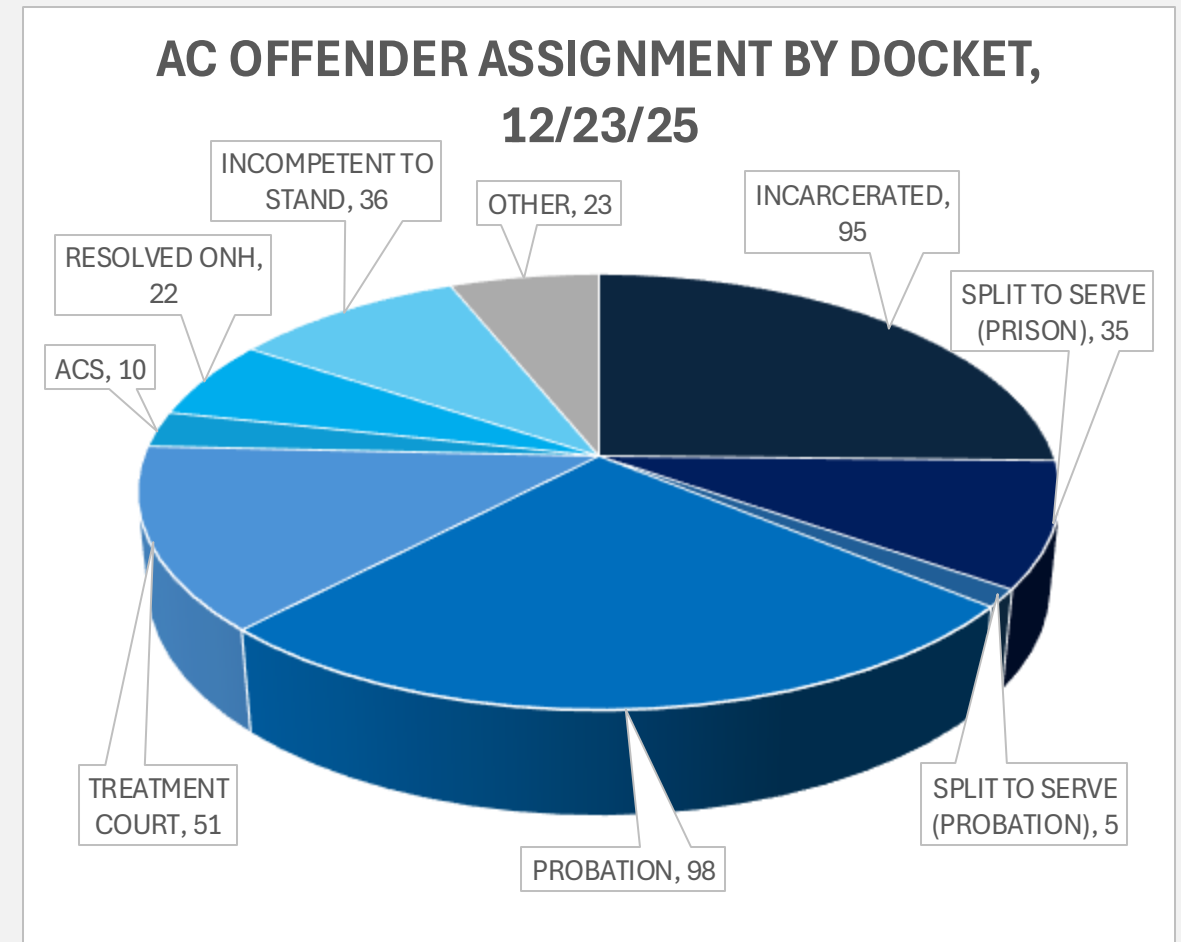
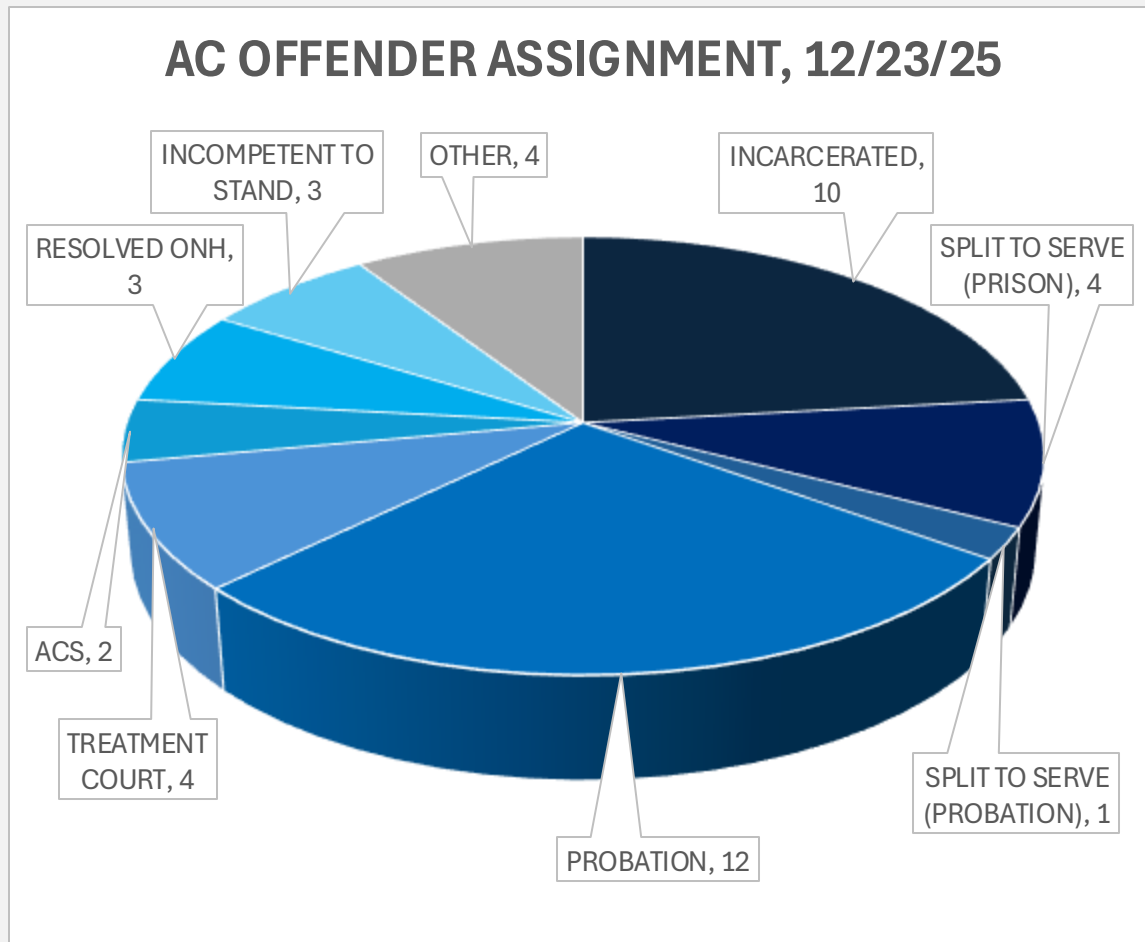


Fig. 3: Status progression of AC dockets from October 20th, 2025 to December 23rd, 2025.

As above, 'Resolved' column represents individuals incarcerated, placed on probation, ruled incompetent to stand trial, released on order of non-hospitalization, assigned to treatment court, assigned to ACS, deceased, or having their docket dismissed.

CASE OUTCOME METRICS

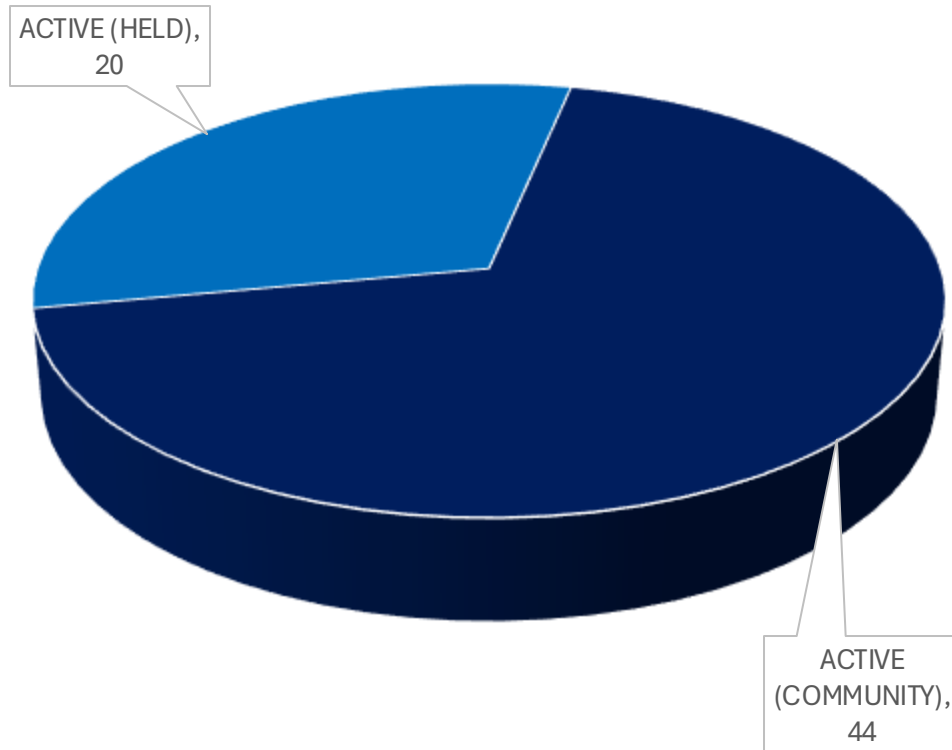


Figs. 4.1 & 4.2: Results of all offenders brought before the AC (left) and by number of dockets (right).
 ‘Other’ refers to individuals having their docket dismissed or deceased.

The ‘Split to Serve’ data refers to individuals serving split sentences—a prison sentence followed by a period of probation. Those in the ‘prison’ slice are currently serving the incarcerated portion of their sentence; the sole member of the ‘probation’ slice served a very short prison sentence before their release.

ACTIVE OFFENDER & DOCKET METRICS

AC OFFENDERS HELD W/ACTIVE DOCKETS, 12/23/25



AC DOCKETS—OFFENDERS HELD W/ACTIVE DOCKETS, 12/23/25

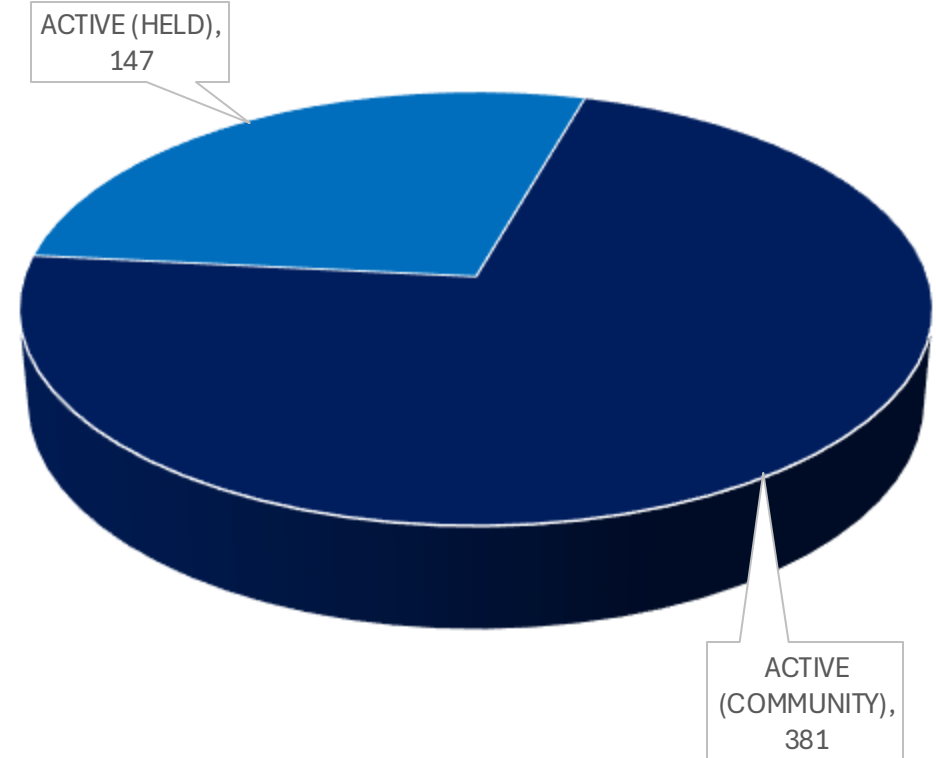


Fig. 5.1 & 5.2: Current status of all offenders with docket pending in the AC (left) and by number of docket (right). The (HELD) portion refers to individuals held on bail, held without bail, or already serving a sentence. The (COMMUNITY) portion refers to individuals remaining in the community both with and without a warrant issued.

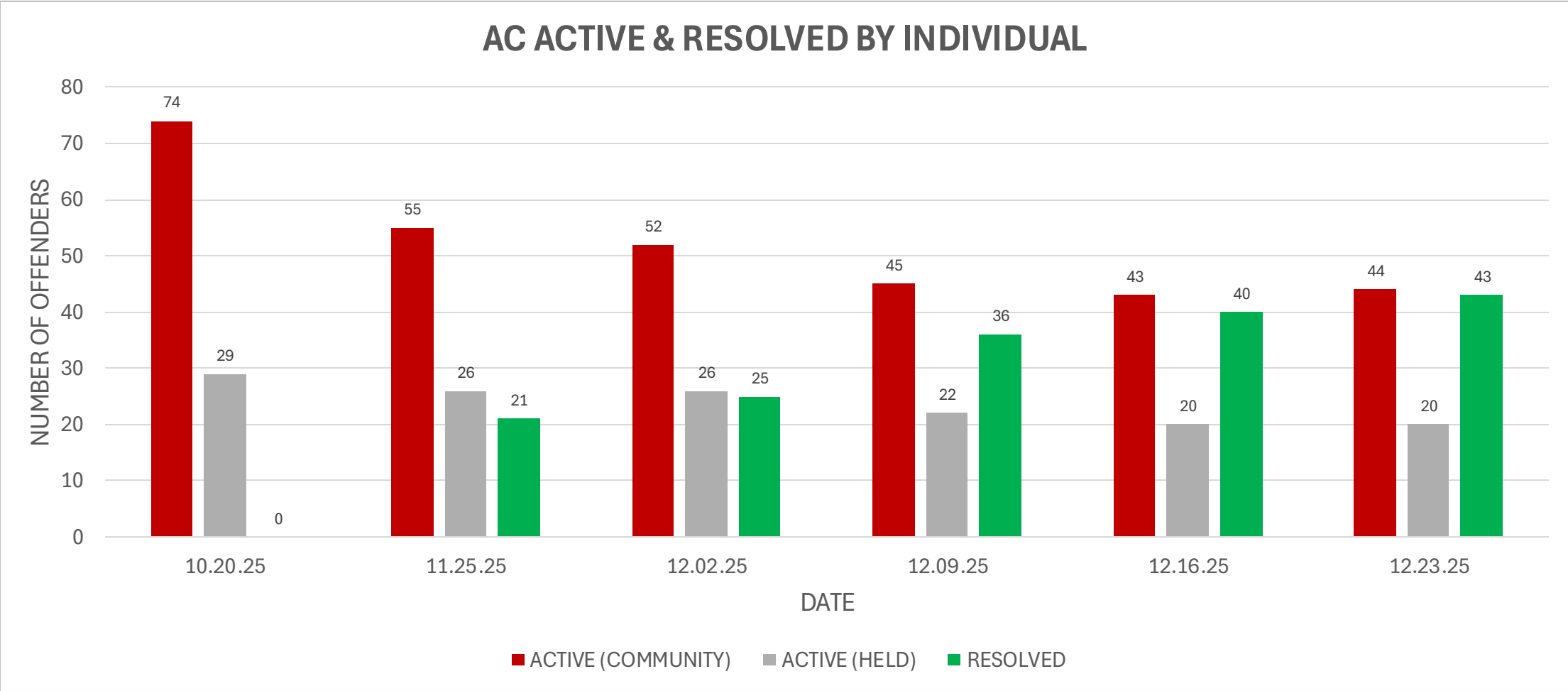


Fig. 6: Progression of AC offender populations a) remaining in the community with active dockets or active warrants; b) currently held with active dockets; and c) resolved (placed on probation, ruled incompetent to stand trial, ordered to non-hospitalization, assigned to treatment court, assigned to ACS, deceased, or having their docket dismissed).

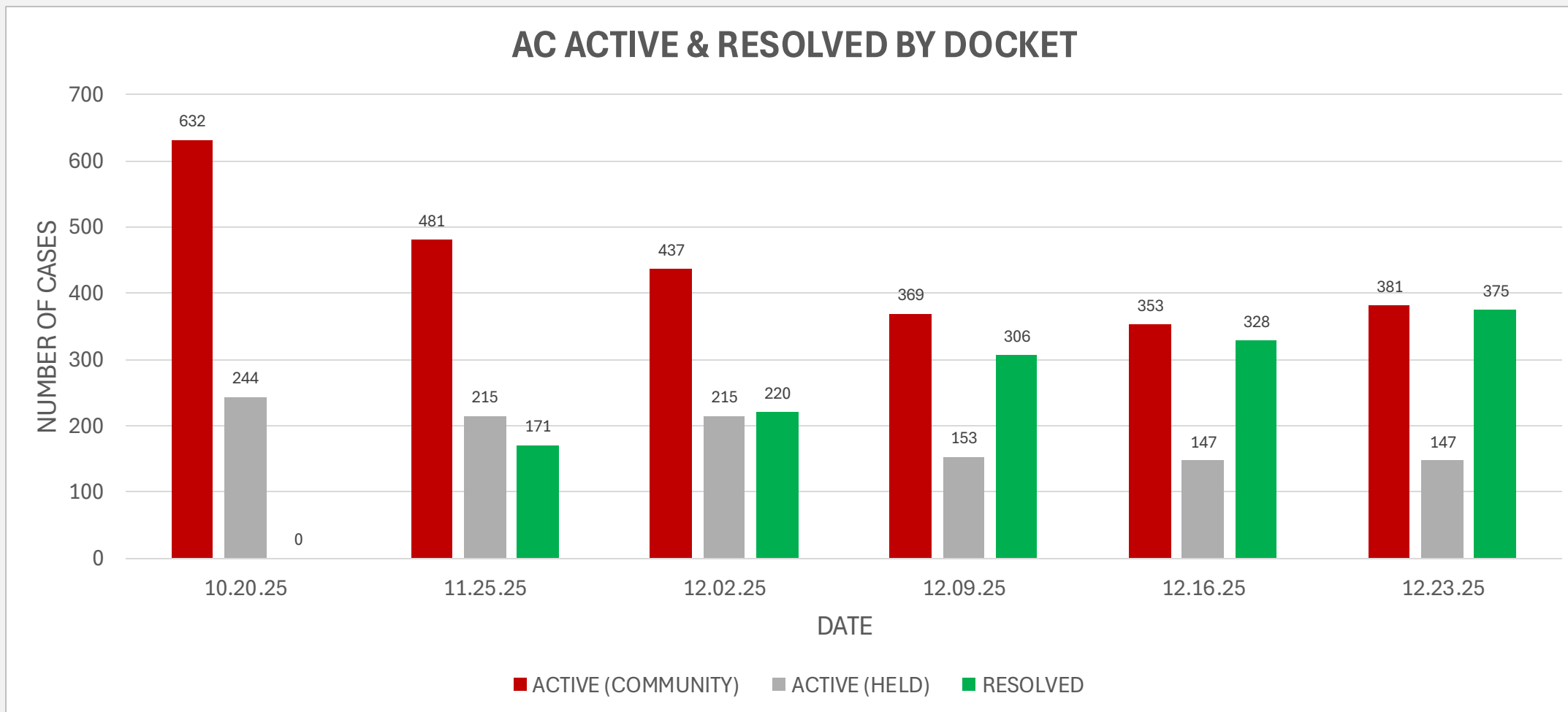


Fig. 7: Progression of AC docket data from offenders a) remaining in the community with active dockets or active warrants; b) currently held with active dockets; and c) resolved (placed on probation, ruled incompetent to stand trial, ordered to non-hospitalization, assigned to treatment court, assigned to ACS, deceased, or having their docket dismissed).