

Agency of Agriculture, Food and Markets FY 2027 Budget

Senate Committee on Agriculture - January 28th, 2026

PRESENTED BY **Secretary Anson Tebbetts**

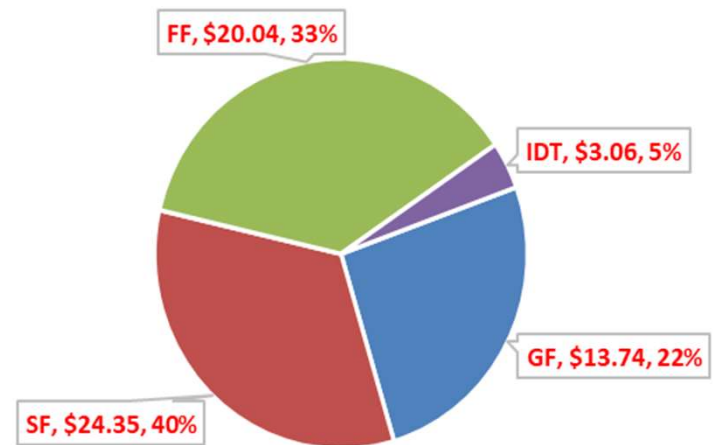
Agency of Agriculture, Food & Markets FY 2027 Governor's Recommend Base Budget

FY 2027 SUMMARY & HIGHLIGHTS

MISSION: Facilitate, support and encourage the growth and viability of agriculture while protecting the working landscape, human health, animal health, plant health, consumers and the environment.

VISION: Help develop a safe, secure, ecologically responsive, profitable and fair local foods system for Vermont and Vermont customers which will enable Vermont to be a leader and participant in the global food system. The Agency will do this by assuming a leadership position important to the evolving food system, through access to and the application of resources (human, financial, social and environmental) and by supporting the creation of new opportunities.

Governor's Recommend Budget FY 2027 (\$61.19 million)




Flow of Funds

AAFM FY 27 Budget

- **General Fund** – 22% of base budget. Our General Fund is appropriated each year, typically with a modest increase, for internal services/benefits and other expenditures that are not eligible for federal funding.
- **Federal Funds** – 33% of base budget. The Agency receives funds from multiple federal agencies to complete work locally, that expands their bandwidth. Our federal funds come through USDA, FDA, and EPA.

Federal Grant and/or Federal Designation  **State Department of Agriculture**

- **Special Funds** – 40% of base budget. The Agency is charged with collecting a variety of fees for licenses and registrations. The revenue received from the fees is used as part of our base budget and supports staff and operations. Example: Pesticide registration fees are used to support pesticide enforcement and lab work.

Registration/License Fees  **Attributed to Base Budget**

- **Interdepartmental Transfer Funds** – 5% of base budget. Funding that is transferred from another Agency or Department to assist with their work. Example: Funding from the Department of Labor for farmworker housing inspections.

Memorandum of Understanding (MOU) with another Agency/Department  **Attributed to Base Budget**

AAFM FY 27 Budget

- ▶ **The Agency is comprised of six appropriations**
 - ▶ Administration (Admin)
 - ▶ Food Safety & Consumer Protection (FSCP)
 - ▶ Agricultural Development (Ag. Dev)
 - ▶ Plant Industry (PI)
 - ▶ Vermont Agricultural and Environmental Laboratory (VAEL)
 - ▶ Agricultural Water Quality (WQ)
- ▶ **The Agency budget maintains staffing & operations to ensure main areas of focus**
 - ▶ Jobs – Agricultural Development, New Businesses and Markets, Fair Marketplace
 - ▶ Water Quality
 - ▶ Regulation of feed, seed, fertilizer, and pesticides
 - ▶ Food Safety Consumer Protection – Food Safety Modernization Act, Animal Health, Dairy, Meat & Weights and Measures
- ▶ **Internal service costs such as Fee for Space, Insurances, VISION, etc., are allocated throughout the Agency, generally based on number of positions**

AAFM FY 27 Budget

- ▶ **FY'27 Total Budget - \$61,191,197**
- ▶ \$13,737,790 General Funds at 22%
- ▶ \$24,354,834 Special Funds at 40%
- ▶ \$20,036,449 Federal Funds at 33%
- ▶ \$3,062,124 Interdepartmental Transfer Funds at 5%

Areas of Change by Fund Category:

- ▶ \$1,084,810 Net Increase Over FY'26 (1.8% increase)
- ▶ \$899,677 General Fund (7% increase)
- ▶ \$3,331,655 Special Funds (15.8% increase)
- ▶ -\$3,950,388 Federal Funds (16.5% decrease)
- ▶ \$803,866 Interdepartmental Transfer (35.6% increase)

AAFM FY 27 Budget

Areas of Increase:

- ▶ \$201,479 Net Increase in Retirement
- ▶ \$1,611 Net Increase in Vermont Family Medical Leave Insurance Premium
- ▶ \$3,340 Net Increase in Child Care Contribution
- ▶ \$2,542,381 Increase in Clean Water Grants – Special Funds
- ▶ \$316,504 Increase in Health Insurance
- ▶ \$757,991 Increase in Salaries
- ▶ \$1,500,000 Increase in Resilient Food Systems Infrastructure Grants – Federal Funds
- ▶ \$675,000 Increase in Lake Champlain Basin Program Grants – Interdepartmental Transfer Funds

AAFM FY 27 Budget

Areas of Decrease:

- ▶ \$(3,520,000) Dairy Business Innovation Center Contracts – Federal Funds
- ▶ \$(300,000) Local Food Systems in Schools Grant – Federal Funds
- ▶ \$(500,000) Local Food Purchase Assistance Grant – Federal Funds
- ▶ \$(1,000,000) Regional Conservation Partnership Program – Federal Funds

AAFM FY 27 Budget

Agency of Agriculture, Food and Markets FY2027 Budget Request Position Additions and Movement		Admin	FSCP	Ag Dev.	PHARM	VAEL	WQ	Total
FY2026 Total		21	42	21	20	15	31	150
Classified Position	Position # TBD; Administrative Services Manager III, Position Pool Additional support for grants and contracts and associated administrative functions.	1						
FY2027 Total		22	42	21	20	15	31	151

High Profile Budget Items

Program	GF Funding Level
Fair Stipend	<i>\$110,000</i>
Farm to Plate	<i>\$235,000</i>
Natural Resource Conservation Council	<i>\$612,000</i>
Farm to School	<i>\$500,875</i>
Local Foods Grants	<i>\$30,000</i>
Working Lands	<i>\$1,000,000</i>

AAFM FY 27 Budget

Crosswalk Overview – Administration – B.222

	General \$\$	Special \$\$	Federal \$\$	Interdept'l Transfer \$\$	Total \$\$
Approp #1 [2200010000] Administration: FY 2026 Approp	1,519,601	1,695,613	522,639	0	3,737,853
Other Changes: (Please insert changes to your base appropriation that occurred after the passage of the FY 2026 budget)					0
FY 2026 Other Changes	0	0	0	0	0
Total Approp. After FY 2026 Other Changes	1,519,601	1,695,613	522,639	0	3,737,853
CURRENT SERVICE LEVEL/CURRENT LAW	242,582	224,167	(24,780)	7,500	449,469
<i>Personal Services</i>	<i>183,517</i>	<i>149,472</i>	<i>54</i>	<i>7,500</i>	<i>340,543</i>
500000: Salary & Wages: Classified Employees	100,965	80,579	14,741		196,285
500010: Salary & Wages: Exempt Employees					
501500: Health Insurance: Classified Employees	47,284	(29,706)	7,506		25,084
501510: Health Insurances: Exempt Employees					
502000: Retirement: Classified Employees	29,391	22,919	4,290		56,600
502010: Retirement: Exempt Employees					
All Other Employee Payroll Related Fringe Benefits	3,968	1,358	1,362		6,688
504040: VT Family & Medical Leave Insurance Premium	633	(44)	91		680
504045: Child Care Contribution	441	357	64		862
505200: Workers' Compensation Insurance Premium	2,537	126	0		2,663
508000: Vacancy Turnover Savings	(3,055)	(2,117)	0		(5,172)
Miscellaneous Personal Services		6,000			6,000
Miscellaneous Contracted & 3rd Party Services	1,353	70,000	0	7,500	78,853
IT Contracts - Application Support			(28,000)		(28,000)
					0
<i>Operating Expenses</i>	<i>59,065</i>	<i>74,695</i>	<i>(24,834)</i>	<i>0</i>	<i>108,926</i>
515010: Fee-for-Space Charge	0	(309)	(5,879)		(6,188)
516000: Insurance Other Than Employee Benefits	14	1	0		15
516010: Insurance - General Liability	155	8	0		163
516671: VISION/ISD	(3,290)	5,974	0		2,684
516685: ADS Allocated Charge	44,617	2,231	0		46,848
519006: Human Resources Services	1,398	70	0		1,468
523620: Single Audit Allocation	0	39	779		818
516660: ADS Service Level Agreement	0	(2,369)	(47,392)		(49,761)
516662: ADS Timesheet Billing		55,000			55,000
Miscellaneous Operating Costs	16,171	9,050	15,219		40,440
Rent of Office Space			12,439		12,439
Rental Auto		5,000			5,000
<i>Grants</i>	<i>0</i>	<i>0</i>	<i>0</i>	<i>0</i>	<i>0</i>
Subtotal of Increases/Decreases	242,582	224,167	(24,780)	7,500	449,469
FY 2027 Governor Recommend	1,762,183	1,919,780	497,859	7,500	4,187,322

Crosswalk Overview – Administration – B.222

- Administration Division budget has seen standard increases to salaries and benefits.
- Addition of 1 Administrative Services Manager III position from position pool.
- ADS Timesheet Billing increased cost of \$55,000
- No other notable changes to budget for FY27

AAFM FY 27 Budget

Crosswalk Overview – Food Safety Consumer Protection B.223

	General \$\$	Special \$\$	Federal \$\$	Interdept'l Transfer \$\$	Total \$\$
Approp #2 [2200020000] Food Safety and Consumer Protection: FY 2026	3,663,441	4,048,844	1,875,651	12,000	9,599,936
Approp					
Other Changes: (Please insert changes to your base appropriation that occurred after the passage of the FY 2026 budget)					0
FY 2026 Other Changes	0	0	0	0	0
Total Approp. After FY 2026 Other Changes	3,663,441	4,048,844	1,875,651	12,000	9,599,936
CURRENT SERVICE LEVEL/CURRENT LAW	572,309	(218,224)	247,239	0	601,324
<i>Personal Services</i>	<i>459,116</i>	<i>(236,896)</i>	<i>208,051</i>	<i>0</i>	<i>430,271</i>
500000: Salary & Wages: Classified Employees	267,217	(118,154)	39,409		188,472
500010: Salary & Wages: Exempt Employees					
501500: Health Insurance: Classified Employees	156,147	(32,106)	49,353		173,394
501510: Health Insurances: Exempt Employees					
502000: Retirement: Classified Employees	76,957	(34,030)	11,348		54,275
502010: Retirement: Exempt Employees					
All Other Employee Payroll Related Fringe Benefits	10,386	(13,484)	(2,424)		(5,522)
504040: VT Family & Medical Leave Insurance Premium	995	(438)	144		701
504045: Child Care Contribution	1,179	(519)	177		837
505200: Workers' Compensation Insurance Premium	13,986	(8,660)	0		5,326
508000: Vacancy Turnover Savings	(23,839)	(373)	0		(24,212)
Overtime	3,000	0	50,000		53,000
Temporary	0	0	65,000		65,000
507566: IT Contracts - Application Support	(46,412)	(28,632)	(4,956)		(80,000)
Other Miscellaneous Costs	(500)	(500)			(1,000)
<i>Operating Expenses</i>	<i>113,193</i>	<i>18,672</i>	<i>69,188</i>	<i>0</i>	<i>201,053</i>
515010: Fee-for-Space Charge	13,285	5,432	(927)		17,790
516000: Insurance Other Than Employee Benefits	341	(314)	0		27
516010: Insurance - General Liability	3,634	(3,305)	0		329
516671: VISION/ISD	15,328	(9,962)	0		5,366
516685: ADS Allocated Charge	81,371	12,324	0		93,695
519006: Human Resources Services	11,907	(8,971)	0		2,936
523620: Single Audit Allocation	1,429	206	0		1,635
Miscellaneous IT Operating Costs	13,711	49,273	(5,175)		57,809
Other Miscellaneous Operating Costs	14,097	17,599	75,290		106,986
516660: ADS Service Level Agreement	(40,910)	(58,610)	0		(99,520)
516662: ADS Timesheet Billing	(1,000)	15,000			14,000
<i>Grants</i>	<i>0</i>	<i>0</i>	<i>(30,000)</i>	<i>0</i>	<i>(30,000)</i>
Food Safety Modernization Act Grant	0	0	(30,000)		(30,000)
					0
Subtotal of Increases/Decreases	572,309	(218,224)	247,239	0	601,324
FY 2027 Governor Recommend	4,235,750	3,830,620	2,122,890	12,000	10,201,260

**To explore the Vermont Agency of Agriculture, Food and Markets, please visit: www.agriculture.vermont.gov

AAFM FY 27 Budget

Crosswalk Overview – Food Safety Consumer Protection B.223

- Food Safety Consumer Protection Division budget has seen standard increases to salaries and benefits.
- Increase in both Overtime and Temporary Employees due to HPAI Bulk Milk Testing – Federal Funds
- Removal of \$30K grant to UVM for FSMA as work is being performed by Agency staff.

AAFM FY 27 Budget

Crosswalk Overview – Ag Development – B.224

	General \$\$	Special \$\$	Federal \$\$	Interdept'l Transfer \$\$	Total \$\$
Approp #3 [2200030000] Agricultural Development: FY 2026 Approp	3,157,499	646,995	18,934,382	0	22,738,876
Other Changes: (Please insert changes to your base appropriation that occurred after the passage of the FY 2026 budget)					0
FY 2026 Other Changes	0	0	0	0	0
Total Approp. After FY 2026 Other Changes	3,157,499	646,995	18,934,382	0	22,738,876
CURRENT SERVICE LEVEL/CURRENT LAW	74,985	36,154	(2,830,427)	50,718	(2,668,570)
<i>Personal Services</i>	<i>7,966</i>	<i>117,532</i>	<i>(3,503,527)</i>	<i>50,718</i>	<i>(3,327,311)</i>
500000: Salary & Wages: Classified Employees	7,175	22,551	20,016	31,415	81,157
500010: Salary & Wages: Exempt Employees					
501500: Health Insurance: Classified Employees	625	2,764	428	7,450	11,267
501510: Health Insurance: Exempt Employees					
502000: Retirement: Classified Employees	2,066	6,495	5,764	9,047	23,372
502010: Retirement: Exempt Employees					
All Other Employee Payroll Related Fringe Benefits	(2,834)	1,038	(4,420)	2,609	(3,607)
504040: VT Family & Medical Leave Insurance Premium	4	(66)	(404)	59	(407)
504045: Child Care Contribution	30	100	89	138	357
505200: Workers' Compensation Insurance Premium	2,663	0	0	0	2,663
508000: Vacancy Turnover Savings	(1,263)	0	0	0	(1,263)
Other Miscellaneous Personal Services	(500)	5,000	0	0	4,500
507566: IT Contracts - Application Support	0	0	(5,000)	0	(5,000)
Other Contracted & 3rd Party Services	0	79,650	(3,520,000)	0	(3,440,350)
					0
<i>Operating Expenses</i>	<i>67,019</i>	<i>(71,378)</i>	<i>(21,900)</i>	<i>0</i>	<i>(26,259)</i>
515010: Fee-for-Space Charge	31,921	2,046	(24,000)	0	9,967
516000: Insurance Other Than Employee Benefits	14	0	0	0	14
516010: Insurance - General Liability	163	0	0	0	163
516671: VISION/ISD	2,684	0	0	0	2,684
516685: ADS Allocated Charge	46,848	0	0	0	46,848
519006: Human Resources Services	1,468	0	0	0	1,468
523620: Single Audit Allocation	818	0	0	0	818
516660: ADS Service Level Agreement	(49,761)	0	0	0	(49,761)
Other Miscellaneous IT Costs	21,764	(1,450)	4,700	0	25,014
Other Miscellaneous Operating Costs	(3,300)	(71,974)	(17,000)	0	(92,274)
Rent of Office Space	14,400		14,400		28,800
<i>Grants</i>	<i>0</i>	<i>(10,000)</i>	<i>695,000</i>	<i>0</i>	<i>685,000</i>
FSMIP Grant			(5,000)		(5,000)
Local Food Systems in Schools			(300,000)		(300,000)
Resilient Food Systems			1,500,000		1,500,000
Local Food Purchase Assistance			(500,000)		(500,000)
Farm to School		(30,000)			(30,000)
Local Foods Donations		20,000			20,000
					0
Subtotal of Increases/Decreases	74,985	36,154	(2,830,427)	50,718	(2,668,570)
FY 2027 Governor Recommend	3,232,484	683,149	16,103,955	50,718	20,070,306

**To explore the Vermont Agency of Agriculture, Food and Markets, please visit: www.agriculture.vermont.gov

AAFM FY 27 Budget

Crosswalk Overview – Ag Development – B.224

- The Ag Development Division has seen standard increases to salaries and benefits.
- Local Food Systems in Schools - reduction of \$300K due to USDA rescinding this grant on 3/7/25
- Resilient Food Systems Infrastructure (RFSI) – \$1.5 million – one-time cooperative agreement
- Local Food Purchase Assistance - reduction of \$500K due to USDA rescinding this grant on 3/7/25
- Farm to School reduction of \$30K– Vermont Dairy Promotion Council funding ended.

AAFM FY 27 Budget

Agricultural Development Program Highlights

- . \$12.7 million in grant awards
 - \$1.78 million in state dollars awarded
 - \$10.96 million in federal dollars awarded

Here's a link to the [FY25 data dashboard](#) if you're interested in greater detail.

AAFM FY 27 Budget

Agricultural Development Working Lands Enterprise Initiative – FY 25 & FY26 Highlights

Working Lands Enterprises Initiative: Total FY26 Budget \$1,020,000

- ▶ \$1,000,000 of General Fund
- ▶ \$20,000 from Ski Vermont

FY25 Investments:

- ▶ Total Funds awarded \$1,064,208
- ▶ Matching Funds leveraged \$998,162
- ▶ Counties benefitted: 12
- ▶ Total funds requested: \$5,372,191
- ▶ Number of applications: 150
- ▶ Number of awards made: 38
- ▶ Number of acres in production by awarded business grantees: 1524
- ▶ Percent of business grantees that are first-time WLEI grantees: 76%
- ▶ Number of people employed by awarded business grantees: 146
- ▶ Annual sales of awarded business grantees \$12.2M

Cumulative Program Impact 2012–2025:

- Invested \$19.5 million in 593 farm, food, and forestry projects
- Leveraged an additional \$31.9 million in matching funds
- Investments made across all 14 counties
- Over 25,000 acres kept working
- ▶ In FY2026, for the Business Enhancement Grant, WLEI received **115 eligible applications** totaling **\$4.27 million** in requests for **\$620,000** in available funds.
- ▶ For the Service Provider and Producer Association Grants, WLEI received **31 eligible applications** totaling **\$1.68 million** for **\$425,000** in available funds.
- ▶ Trade Show Assistance Grant is still open.

AAFM FY 27 Budget

1

One of four regional USDA Dairy Business Innovation Initiatives (DBII) in the nation.

Established as part of the 2018 Farm Bill, the DBII was created to support dairy businesses in the development, production, marketing, and distribution of dairy products. All DBI funding is allocated in the Farm Bill and comes through the USDA Agricultural Marketing Service.

11

The NE-DBIC serves an 11-state region:

Connecticut, Delaware, Maine, Maryland, Massachusetts, New Hampshire, New Jersey, New York, Pennsylvania, Rhode Island, and Vermont are all part of the NE-DBIC's region. We are based at the Vermont Agency of Agriculture, Food & Markets.

\$49.2

Amount awarded to NE-DBIC for projects extending through 2027.*

The NE-DBIC prioritizes using funds as grants to dairy businesses. Past and current projects include farm modernization, processor expansion, food safety improvements, access to technical assistance, and marketing and branding services.

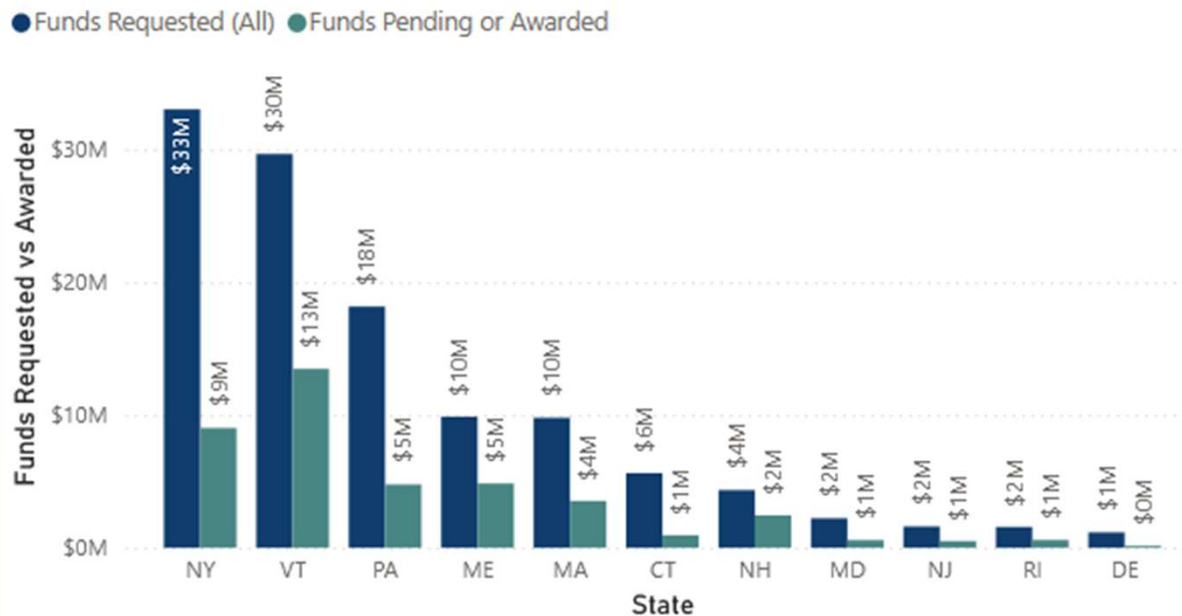
**Previously, we reported that we'd received \$53 million. This was adjusted in July 2025, when the funding awarded for the Organic Dairy Product Promotion Grant was cancelled by the USDA. Congressionally approved funding through the Farm Bill remains, allowing our core grant programs to continue moving forward.*

nedairyinnovation.com



AAFM FY 27 Budget

Funds Requested vs Funds Awarded by State



Vermont Statistics

- **375** applications received
- **\$29.3 million** in funds requested
- **163** applications awarded
- **\$13.4 million** in funds awarded
- Average award: **\$82,725**
- **43.5%** of applications awarded

Application Stats

- 1,385 applications received
- 488 awarded
- 35% award rate
- Average grant: \$84,962
- Grant range: \$10,000 - \$1,000,000



AAFM FY 27 Budget

Crosswalk Overview – Public Health & Ag Resource Management (PHARM) – B.225

	General \$\$	Special \$\$	Federal \$\$	Interdept'l Transfer \$\$	Total \$\$
Approp #4 [2200040000] Laboratories, Agricultural Resource Management: FY 2026 Approp	822,914	2,473,045	482,577	367,853	4,146,389
Other Changes: (Please insert changes to your base appropriation that occurred after the passage of the FY 2026 budget)					0
FY 2026 Other Changes	0	0	0	0	0
Total Approp. After FY 2026 Other Changes	822,914	2,473,045	482,577	367,853	4,146,389
CURRENT SERVICE LEVEL/CURRENT LAW	(14,144)	504,538	(70,826)	17,894	437,462
<i>Personal Services</i>	<i>16,891</i>	<i>58,693</i>	<i>(29,226)</i>	<i>12,232</i>	<i>58,590</i>
500000: Salary & Wages: Classified Employees	12,246	75,967	20,427	5,429	114,069
500010: Salary & Wages: Exempt Employees					
501500: Health Insurance: Classified Employees	6,097	22,597	(1,714)	3,743	30,723
501510: Health Insurance: Exempt Employees					
502000: Retirement: Classified Employees	3,524	21,879	5,884	1,564	32,851
502010: Retirement: Exempt Employees					
All Other Employee Payroll Related Fringe Benefits	(274)	(308)	1,054	325	797
504040: VT Family & Medical Leave Insurance Premium	45	279	76	21	421
504045: Child Care Contribution	53	332	89	24	498
505200: Workers' Compensation Insurance Premium	126	2,285	0	126	2,537
508000: Vacancy Turnover Savings	(1,226)	(6,838)	0	0	(8,064)
Catamount Health Assessment	(3,700)	0	0	1,000	(2,700)
507566: IT Contracts - Application Support	0	(32,500)	0	0	(32,500)
Other Contracted & 3rd Party Services	0	(60,000)	(55,042)	0	(115,042)
Temporary Employees		35,000			35,000
<i>Operating Expenses</i>	<i>(31,035)</i>	<i>137,845</i>	<i>(41,600)</i>	<i>5,662</i>	<i>70,872</i>
515010: Fee-for-Space Charge	(8,980)	0	0	(514)	(9,494)
516000: Insurance Other Than Employee Benefits	1	11	0	1	13
516010: Insurance - General Liability	8	140	0	8	156
516671: VISION/ISD	127	2,302	0	127	2,556
516685: ADS Allocated Charge	2,231	40,155	0	2,231	44,617
519006: Human Resources Services	70	1,258	0	70	1,398
523620: Single Audit Allocation	39	701	0	39	779
516660: ADS Service Level Agreement	(2,369)	(45,022)	0	0	(47,391)
516662: ADS Timesheet Billing		32,000			32,000
Other Miscellaneous IT Costs	(6,662)	65,650	(2,000)		56,988
Other Miscellaneous Operating Costs	(15,500)	31,741	(39,600)	3,700	(19,659)
Rent of Office Space		8,909			8,909
<i>Grants</i>	<i>0</i>	<i>308,000</i>	<i>0</i>	<i>0</i>	<i>308,000</i>
Pesticide Safety Education Program	0	5,000	0	0	5,000
Pesticide Waste Disposal Grants	0	228,000	0	0	228,000
Worker Protection Safety Standard Grant	0	50,000	0	0	50,000
Bee Survey Grant	0	25,000	0	0	25,000
					0
					0
Subtotal of Increases/Decreases	(14,144)	504,538	(70,826)	17,894	437,462
FY 2027 Governor Recommend	808,770	2,977,583	411,751	385,747	4,583,851

**To explore the Vermont Agency of Agriculture, Food and Markets, please visit: www.agriculture.vermont.gov

Crosswalk Overview

Plant Industry (PI) B.225

- PI Division budget has seen standard increases to salary and benefits.
- Increase Pesticide Safety Education Program Grant with UVM - \$5K
- Increase to Pesticide Waste Disposal Grants due to increased pesticide product fee - \$228K
- Creation of Worker Protection Safety Standard Grant as a result of increased pesticide product fee - \$50K
- Creation of Bee Survey grant – \$25K

AAFM FY 27 Budget

Crosswalk Overview – VT Agriculture & Environmental Lab (VAEL) B.225.1

	General \$\$	Special \$\$	Federal \$\$	Interdept'l	Total \$\$
Approp #5 [2200150000] Vermont Agricultural and Environmental Laboratories: FY 2026 Approp	1,698,826	1,647,441	0	71,813	3,418,080
Other Changes: (Please insert changes to your base appropriation that occurred after the passage of the FY 2026 budget)					0
FY 2026 Other Changes	0	0	0	0	0
Total Approp. After FY 2026 Other Changes	1,698,826	1,647,441	0	71,813	3,418,080
CURRENT SERVICE LEVEL/CURRENT LAW	(41,204)	152,542	0	14,830	126,168
<i>Personal Services</i>	<i>45,793</i>	<i>9,407</i>	<i>0</i>	<i>4,830</i>	<i>60,030</i>
500000: Salary & Wages: Classified Employees	28,325	34,937	0	3,567	66,829
500010: Salary & Wages: Exempt Employees					
501500: Health Insurance: Classified Employees	16,291	16,902	0	0	33,193
501510: Health Insurances: Exempt Employees					
502000: Retirement: Classified Employees	8,159	10,063	0	1,028	19,250
502010: Retirement: Exempt Employees					
All Other Employee Payroll Related Fringe Benefits	(1,112)	(937)	0	206	(1,843)
504040: VT Family & Medical Leave Insurance Premium	104	127	0	13	244
504045: Child Care Contribution	125	153	0	16	294
505200: Workers' Compensation Insurance Premium	1,902	0	0	0	1,902
508000: Vacancy Turnover Savings	(3,001)	(3,530)	0	0	(6,531)
507566: IT Contracts - Application Support	0	(70,000)	0	0	(70,000)
Other Contracted & 3rd Party Services	(5,000)	21,692	0	0	16,692
					0
<i>Operating Expenses</i>	<i>(86,997)</i>	<i>143,135</i>	<i>0</i>	<i>10,000</i>	<i>66,138</i>
515010: Fee-for-Space Charge	9,111	5,084	0	0	14,195
516000: Insurance Other Than Employee Benefits	10	0	0	0	10
516010: Insurance - General Liability	117	0	0	0	117
516671: VISION/ISD	1,917	0	0	0	1,917
516685: ADS Allocated Charge	33,462	0	0	0	33,462
519006: Human Resources Services	1,049	0	0	0	1,049
523620: Single Audit Allocation	584	0	0	0	584
516660: ADS Service Level Agreement	(35,543)	0	0	0	(35,543)
Other Miscellaneous IT Costs	(17,766)	78,571	0	0	60,805
Other Miscellaneous Operating Costs	(79,938)	59,480	0	10,000	(10,458)
					0
<i>Grants</i>	<i>0</i>	<i>0</i>	<i>0</i>	<i>0</i>	<i>0</i>
					0
					0
Subtotal of Increases/Decreases	(41,204)	152,542	0	14,830	126,168
FY 2027 Governor Recommend	1,657,622	1,799,983	0	86,643	3,544,248

**To explore the Vermont Agency of Agriculture, Food and Markets, please visit: www.agriculture.vermont.gov

AAFM FY 27 Budget

Crosswalk Overview

Vermont Agriculture & Environmental Laboratory (VAEL) B.225.1

- VAEL Division budget has seen standard increases to salary and benefits.
- No other notable changes to budget for FY27

AAFM FY 27 Budget

Crosswalk Overview – Ag Clean Water Initiative B.225.2

	General \$\$	Special \$\$	Federal \$\$	Interdept'l	Total \$\$
Approp #6 [2200160000] Clean Water Initiative: FY 2026 Approp	1,975,832	10,511,241	2,171,588	1,806,592	16,465,253
Other Changes: (Please insert changes to your base appropriation that occurred after the passage of the FY 2026 budget)					0
FY 2026 Other Changes	0	0	0	0	0
Total Approp. After FY 2026 Other Changes	1,975,832	10,511,241	2,171,588	1,806,592	16,465,253
CURRENT SERVICE LEVEL/CURRENT LAW	65,149	2,632,478	(1,271,594)	712,924	2,138,957
<i>Personal Services</i>	<i>194,341</i>	<i>(68,106)</i>	<i>18,406</i>	<i>37,924</i>	<i>182,565</i>
500000: Salary & Wages: Classified Employees	(11,705)	101,366	10,723	10,795	111,179
500010: Salary & Wages: Exempt Employees					
501500: Health Insurance: Classified Employees	(22,003)	35,983	4,594	24,269	42,843
501510: Health Insurances: Exempt Employees					
502000: Retirement: Classified Employees	(3,373)	12,308	3,088	3,108	15,131
502010: Retirement: Exempt Employees					
All Other Employee Payroll Related Fringe Benefits	(4,462)	(1,157)	(87)	(336)	(6,042)
504040: VT Family & Medical Leave Insurance Premium	(42)	(66)	40	40	(28)
504045: Child Care Contribution	(53)	449	48	48	492
505200: Workers' Compensation Insurance Premium	3,931	0	0	0	3,931
508000: Vacancy Turnover Savings	548	(8,744)	0	0	(8,196)
Other Miscellaneous Personal Services	0	23,255	0	0	23,255
Elimination of Large Farm Operations & Medium Farm Operations Fees to Farmers - Revenue Replacement with General Funds	231,500	(231,500)			0
					0
<i>Operating Expenses</i>	<i>(129,192)</i>	<i>158,203</i>	<i>(290,000)</i>	<i>0</i>	<i>(260,989)</i>
515010: Fee-for-Space Charge	(72,094)	71,949	0	0	(145)
516000: Insurance Other Than Employee Benefits	21	0	0	0	21
516010: Insurance - General Liability	242	0	0	0	242
516671: VISION/ISD	3,962	0	0	0	3,962
516685: ADS Allocated Charge	10,099	59,057	0	0	69,156
519006: Human Resources Services	(29,572)	31,740	0	0	2,168
523620: Single Audit Allocation	1,129	79	0	0	1,208
516660: ADS Service Level Agreement	(28,456)	(44,999)	0	0	(73,455)
Other Miscellaneous IT Costs	0	15,284	(290,000)	0	(274,716)
Other Miscellaneous Operating Costs	(10,365)	7,265	0	0	(3,100)
Rent of Office Space	(4,158)	17,828			13,670
<i>Grants</i>	<i>0</i>	<i>2,542,381</i>	<i>(1,000,000)</i>	<i>675,000</i>	<i>2,217,381</i>
State Clean Water Grants	0	2,542,381	0	0	2,542,381
Regional Conservation Partnership Program	0	0	(1,000,000)	0	(1,000,000)
Lake Champlain Basin Program Grants	0	0	0	675,000	675,000
					0
					0
Subtotal of Increases/Decreases	65,149	2,632,478	(1,271,594)	712,924	2,138,957
FY 2027 Governor Recommend	2,040,981	13,143,719	899,994	2,519,516	18,604,210

**To explore the Vermont Agency of Agriculture, Food and Markets, please visit: www.agriculture.vermont.gov

AAFM FY 27 Budget

Crosswalk Overview

Ag Clean Water Initiative B.225.2

- WQ Division budget has seen standard increases to salaries and benefits
- \$2,542,381 Increase in State Clean Water Grants approved by the State Clean Water Board
- Reduction of \$1,000,000 in Regional Conservation Partnership Program Alternative Funding Arrangement – Fed Funds – grant is coming up on expiration in June 2027
- Increase of \$675K in Lake Champlain Basin Program Grants (MOU with DEC) - funds support multiple WQ programs in coordination with DEC and originate from EPA funding

AAFM FY 27 Budget

PROGRAMMATIC PERFORMANCE MEASURE BUDGET AGRICULTURAL DEVELOPMENT

Produce Program – OBJECTIVES:

- ✓ Help Vermont fruit and vegetable growers implement on-farm produce safety practices through outreach, education, technical assistance, and financial assistance.
- ✓ Ensure compliance with the federal Food Safety Modernization Act (FSMA) Produce Safety Rule by conducting annual inspections for all farms covered by the rule.

Programs	Measure Name	Measure Type	2025	Reporting Period
Agricultural Development Vermont Produce Program	% PSIG grantees who indicate new markets reached or current markets maintained	Result	88%	SFY
	# support services provided to Vermont produce farms	Quality	104	SFY
	# verified farms in the Vermont WinWam database	Quality	717	SFY

**To explore the Vermont Agency of Agriculture, Food and Markets, please visit: www.agriculture.vermont.gov

AAFM FY 27 Budget

PROGRAMMATIC PERFORMANCE MEASURE BUDGET AGRICULTURAL DEVELOPMENT

WORKING LANDS ENTERPRISE INITIATIVE

OBJECTIVE: To advance entrepreneurship, develop business and increase the value of Vermont raw and value-added products in order to develop Vermont Agricultural and Forest product economies

Programs	Measure Name	Measure Type	2025	Reporting Period
Agricultural Development Working Lands Initiative	% of business grantees that show increase in net income over the grant period	Result	56%	SFY
	% of grantees that added FTEs over the grant period by business grantees	Quantity	49%	SFY
	% increase in product output for business grantees over the grant period.	Result	68%	SFY

AAFM FY 27 Budget

PROGRAMMATIC PERFORMANCE MEASURE BUDGET AGRICULTURAL DEVELOPMENT

DAIRY BUSINESS INNOVATION CENTER

The NE-DBIC serves the Northeast region, supporting dairy businesses across 11 states, which includes all New England as well as Delaware, Maryland, New Jersey, New York, and Pennsylvania through projects that promote the development, production, marketing, and distribution of dairy products.

Programs	Measure Name	Measure Type	2024	2025	Reporting Period
Agricultural Development – Northeast Dairy Business Innovation Center	Number that experienced increased sales because of marketing &/or promotion activities.	Quantity	70	319	FFY
	Number of new &/or existing delivery systems/access points reached.	Quantity	1,645	19,544	FFY
	Number of farmers who have learned new management strategies.	Result	1,427	323	FFY
	Percentage of participants that expressed satisfaction & positive outlook for the future of their business.	Quantity	99%	99%	FFY

**To explore the Vermont Agency of Agriculture, Food and Markets, please visit: www.agriculture.vermont.gov

AAFM FY 27 Budget

PROGRAMMATIC PERFORMANCE MEASURE BUDGET

FOOD SAFETY CONSUMER PROTECTION

OBJECTIVE: To advance a safe and secure food supply within a marketplace that provides fair and equal access to consumers and processors in order to enhance Vermont's working landscape, rural character & local economies

Programs	Measure Name	Measure Type	2025	Reporting Period
Food Safety Consumer Protection Meat Inspection	# of licenses, registrations, permits	Context	1558	SFY
	# of in plant non-compliance reports	Quantity	23	SFY
	# of Inspection visits (Plant)	Quantity	3056	SFY
	# Inspections resulting in enforcement actions from compliance inspections	Result	28	SFY
	# of compliance inspections (Commerce/Retail)	Context	876	SFY
	# of recalls of state-inspected Product	Result	0	SFY
	# of in plant microbiological/residue samples positive.	Result	0	SFY

**To explore the Vermont Agency of Agriculture, Food and Markets, please visit: www.agriculture.vermont.gov

AAFM FY 27 Budget

PROGRAMMATIC PERFORMANCE MEASURE BUDGET FOOD SAFETY CONSUMER PROTECTION

OBJECTIVE: Assure that sanitation standards are followed to minimize the risk of unsafe products entering the marketplace.

- Meat Inspection
- **Dairy Inspection**
- Animal Health
- Weights & Measures
- Maple
- COOL
- Produce Safety Inspection Program

Programs	Measure Name	Measure Type	2025	Reporting Period
Food Safety Consumer Protection – Dairy Inspection	Number of License and/or Registrations	Quantity	2497	SFY
	Number of Inspections Completed	Context	3768	SFY
	Number of compliance activities beyond level of field staff (Point of NOV)	Context	8	SFY

OBJECTIVES: Maintain the ability of Vermont's livestock, poultry, and livestock products to be sold locally, nationally and internationally. Technical assistance and inspection programs provide education on appropriate animal agricultural practices that assure the health and humane treatment of livestock and compliance with best practices, laws and regulations.

- ▶ Meat Inspection
- ▶ Dairy Inspection
- ▶ **Animal Health**
- ▶ Weights & Measures
- ▶ Maple
- ▶ COOL
- ▶ Produce Safety Inspection Program

AAFM FY 27 Budget

PROGRAMMATIC PERFORMANCE MEASURE BUDGET

FOOD SAFETY CONSUMER PROTECTION

Programs	Measure Name	Measure Type	2025	Reporting Period
Food Safety Consumer Protection – Animal Health	Number of License and/or Registrations	Quantity	99	SFY
	Number of Inspections Completed	Context	94	SFY
	Number of compliance activities beyond level of field staff	Context	3	SFY

AAFM FY 27 Budget

PROGRAMMATIC PERFORMANCE MEASURE BUDGET

FOOD SAFETY CONSUMER PROTECTION

OBJECTIVE: coordinate inspection and testing of devices and products in commerce, such as scales, gas pumps, heating oil and propane delivery truck meters, scanners used in retail stores, and firewood.

Programs	Measure Name	Measure Type	2025	Reporting Period
Food Safety Consumer Protection – Weights and Measures	#of licenses, registrations, permits	Quantity	11,878	SFY
	# of inspections	Quantity	10,589	SFY
	# of device inspections	Quantity	9,921	SFY
	# of calibrations performed (W&M Lab)	Quantity	6,598	SFY
	# of device inspections failed	Result	305	SFY
	# of enforcement actions	Result	73	SFY

AAFM FY 27 Budget

PROGRAMMATIC PERFORMANCE MEASURE BUDGET

FOOD SAFETY CONSUMER PROTECTION

OBJECTIVE: Ensure that Maple requirements for Grade A maple syrup, maple product labeling, maple dealer and processor licensing, and general requirements relating to the safe and sanitary production of maple products are in compliance, protecting consumers.

Programs	Measure Name	Measure Type	2025	Reporting Period
Food Safety Consumer Protection Maple	# of consumer complaints resolved	Context	1	SFY
	#of licenses, registrations, permits	Context	30	SFY
	# of inspections completed	Quantity	16	SFY
	% passed retail inspections	Result	66	SFY
	# of retail enforcement actions	Result	28	SFY

AAFM FY 27 Budget

PROGRAMMATIC PERFORMANCE MEASURE BUDGET

FOOD SAFETY CONSUMER PROTECTION

OBJECTIVE: Ensure that produce in retail outlets are properly labeled for Country Of Origin, protecting consumers.

Programs	Measure Name	Measure Type	2025	Reporting Period
Food Safety Consumer Protection COOL	Percentage % of assigned reviews completed	Result	100%	SFY

OBJECTIVE: The Vermont Produce Program works with fruit and vegetable farms to enhance produce safety and promote public health.

AAFM FY 27 Budget

PROGRAMMATIC PERFORMANCE MEASURE BUDGET

FOOD SAFETY CONSUMER PROTECTION

Programs	Measure Name	Measure Type	2025	Reporting Period
Food Safety Consumer Protection Produce Safety Inspection	# of produce farms verified in inventory	Quantity	717	SFY
	# of inspections	Quantity	15	SFY
	# of consumer complaints resolved	Quantity	N/A	SFY
	# of enforcement actions	Quantity	5	SFY
	% passed inspection	Result	47%	SFY

AAFM FY 27 Budget

PROGRAMMATIC PERFORMANCE MEASURE BUDGET

PLANT INDUSTRY

OBJECTIVE:

Plant Industry is the cultivation and protection of crops, ornamental plants, and landscapes. The Plant Industry Division regulates pesticides, protects against the spread of plant pests and diseases that can harm the environment, registers producers and distributors of plant fertilizers, regulates seed distributors, and registers and inspects apiaries.

Division	Program	Measure	Measure Type	2025	Reporting Period
Plant Industry	Apiary Registration & Inspection	% inspected w/regulated disease	Quantity	0	CY
	Beneficial Products Registration	% in compliance on first sample analysis for VT manufacturers	Quality	65%	CY
	Certified Applicator Registrations	% passing exam on first try	Result	66%	CY

AAFM FY 27 Budget

PROGRAMMATIC PERFORMANCE MEASURE BUDGET

PLANT INDUSTRY

Division	Program	Measure	Measure Type	2025	Reporting Period
Plant Industry	Feed Products Registration	% in compliance on first sample analysis for Vermont manufacturers	Quality	77%	CY
	Mosquito Control	# of mosquitos collected and identified	Quantity	89,179	CY
	Plant Nursery Inspections	% inspected that receive stop sales	Result	10%	CY
	Pesticide Use Compliance	% of inspections resulting in enforcement	Result	57%	CY

AAFM FY 27 Budget

PROGRAMMATIC PERFORMANCE MEASURE BUDGET

VERMONT AGRICULTURE & ENVIRONMENTAL LAB (VAEL)

OBJECTIVE:

The Vermont Agricultural and Environmental Laboratory provide accredited analytical testing for Agency of Agriculture, Food & Markets (VAAFAM) & the Agency of Natural Resources (ANR) who rely on VAEL to provide high quality, scientific data, which is the basis for many program decisions.

Programs	Measure Name	Measure Type	2023	2024	2025	Reporting Period
Vermont Agricultural and Environmental Laboratory	Number of completed analytical tests for clients provided by VAEL	How Much?	26,669	32,925	35,489	SFY
	Number of unique Vermont-based projects who rely on VAEL's analytical services for essential environmental monitoring, consumer protection, animal health and regulatory compliance.	Context	84	81	90	SFY

AAFM FY 27 Budget

PROGRAMMATIC PERFORMANCE MEASURE BUDGET

WATER QUALITY

OBJECTIVE:

Agricultural Water Quality Specialists provide regulatory oversight of farm operations through permitting, investigations, and inspections. Technical and financial assistance is available for farmers to comply with regulations through division staff as well as through partner organizations. On farm pollution prevention projects and support for partner organizations are provided through various funding programs.

AAFM FY 27 Budget

PROGRAMMATIC PERFORMANCE MEASURE BUDGET

WATER QUALITY

Programs	Measure Name	Measure Type	2024	2025	Reporting Period
Water Quality	Number of Regulatory Farm Visits	Quantity	337	375	SFY
	Number of Non-Regulatory/Technical Assistance Visits	Quantity	1,438	2,000	SFY
	Acres of Production Area Inspected	Quantity	2,946	2,643	SFY
	Percentage of Compliant Productions Areas (By Acres).	Quantity	68%	70%	SFY
	Number of Educational Events	Quantity	101	186	SFY
	Value of On Farm Implementation Investments	Quantity	\$8,771,229	\$8,209,672	SFY

AAFM FY 27 Budget

Carry Forward Funds – As of July 2025

Agricultural Development - \$ 1,825,969.37

- ▶ **\$993,417.45 – Working Lands:** Funds are obligated through existing grant and contractual agreements.
- ▶ **\$702,976.92 – Farm to School:** Funds are obligated through existing grant and contractual agreements.
- ▶ **\$47,000.00 – Farm to Plate:** Funds are obligated through grant agreement with the VT Sustainable Jobs Fund.
- ▶ **\$58,042.00 – Local Foods:** Funds are obligated through existing grant agreements.
- ▶ **\$24,533.00 – Fairs:** Funds are obligated through existing grant agreements.

Plant Industry Division (formerly PHARM) - \$ 364,368.94

- ▶ **\$336,393.94 – Mosquito Control:** 2014 Act 179 Section E.225.1 provides for unexpended funds to be carried forward for mosquito control activities to include addressing public health hazards due to West Nile Virus, EEE or other mosquito-borne illness. The statewide mosquito surveillance program includes surveillance for Zika vectors, as well as enhanced tick surveillance.
- ▶ **\$27,975.00 - Funds are set aside for Pay Act**

Agricultural Clean Water Division - \$ 440,400.95

- ▶ **\$440,400.95 – Water Quality** – Funds are obligated through existing grant and contractual agreements.

Agricultural Water Quality Fund (21933) - \$ 14,629,207.89

- ▶ **\$14,629,207.89 – Water Quality** – Clean Water Funds are obligated through existing grant and contractual agreements.

Carry Forward Funds – As of September 2025 (continued)

One-Time Appropriations - \$2,366,593.99

- ▶ **\$372,200.76 – 2200892106 – VT Working Lands Grants:** Funds per Act 9 of 2021 sec 22(a)(1) as amended by Act 74 of 2021 sec C. 115. Funds have been obligated through existing grant and contract agreements.
- ▶ **\$81,532.19 – 2200892201 – AGR Working Lands Grants:** Funds per Act 74 of 2021 sec 300(b)(9). Funds have been obligated through existing grant and contract agreements.
- ▶ **\$242,200.00 – 2200892301 – AAFM Ecosystems Services:** Funds per Act 185 B.1100(7)(A) of 2022. Funds will be obligated through grant agreements. The incentive program was launched in May 2023 and another funding round is currently in process which will obligate these funds.
- ▶ **\$6,000.00 – 2200892305 – AAFM Organic Milk & Produce Safety:** Funds per Act 185 B.1100(7)(E) of 2022. Funds are obligated through existing grant agreements.
- ▶ **\$1,070,000 – 2200892402 – AAFM Replacement of the Existing Food Safety Inspection Database:** Funds per Act 78 B.1100(i)(2) of 2023. Project is underway.
- ▶ **\$100,000 – 2200892403 – AAFM Salvation Farms to Expend Access to Locally Grown Food for all Vermonters:** Funds per Act 78 B.1100(i)(3) of 2023. Funds are obligated through an existing grant agreement.

AAFM FY 27 Budget

Carry Forward Funds – As of July 2025 (continued)

One-Time Appropriations (con't)

- **\$175,935.47 – 2200892404 – AAFM Working Lands Enterprise Grant Program:** Funds per Act 78 B.1100(g)(1) of 2023. Funds are obligated through existing grant and contract agreements.
- **\$247,021.20 – 2200892405 – AGR-Meat/Produce/Maple:** Funds per Act 78 B.1100(g)(2) of 2023. Funds are obligated through existing grant and contract agreements.
- **\$20,000.00 – 2200892407 – AAFM Sustainable Jobs for the Independent Retail Grocers Project and Beef on Dairy Project:** Funds per Act 78 B.1100(g)(4) of 2023. Funds are obligated an existing grant agreement.
- **\$21,704.37 – 2200892409 – AAFM Small Farmer Diversification and Transition Program:** Funds per Act 78 B.1100(g)(7) of 2023. Funds are obligated through existing grant agreements.
- **\$30,000.00 - 2200892503 – AAFM – NOFA Crop Cash and Farm:** Funds per Act 113 H.883 of 2025. Funds are obligated through an existing grant agreement.

► Questions?



**To explore the Vermont Agency of Agriculture, Food and Markets, please visit: www.agriculture.vermont.gov