

August 31 Monthly Housing Report

In accordance with Act 27 (2025)

Submitted by the Department for Children and Families

Total time spent on this document: 12 hours

The Big Picture

(As of August 11, 2025)



643

Number of households in the GA Emergency Housing Program as of 8/11/2025



3,386

Number of people from [2025 Point-in-Time Sheltered & Unsheltered Homelessness Count](#) that took place on 1/22/25



4,800

Number of individuals with completed assessments for [Vermont Coordinated Entry Dashboard](#) on 7/7/2025

Households By District

This is the current district data on all households in the GA Housing program as of 8/11/2025.

District Office	Rooms	Households	Adults	Children
Barre District Office	59	57	79	27
Bennington District Office	70	70	87	26
Brattleboro District Office	54	53	63	18
Burlington District Office	156	152	187	70
Hartford District Office	48	48	65	*
Middlebury District Office	*	*	*	*
Morrisville District Office	*	*	13	*
Newport District Office	*	*	*	*
Rutland District Office	142	139	180	52
Springfield District Office	34	33	39	*
St Albans District Office	49	49	59	17
St Johnsbury District Office	13	13	19	*
Total	643	632	800	240

* Data is suppressed when less than 12

Eligibility Category of Households

This is the current eligibility data on all households in the GA Housing program as of 8/11/2025.

Approval Category	Count
Age 65+	58
Court Ordered/Constructive Eviction	18
Disabled (201G-VR)	170
Disabled (SSI/SSDI)	216
Domestic Violence	15
Families with Children	147
Pregnant	*
Natural Disaster	*
Death of a Spouse, Domestic Partner or Minor Child	*
Grand Total	632

Notes:

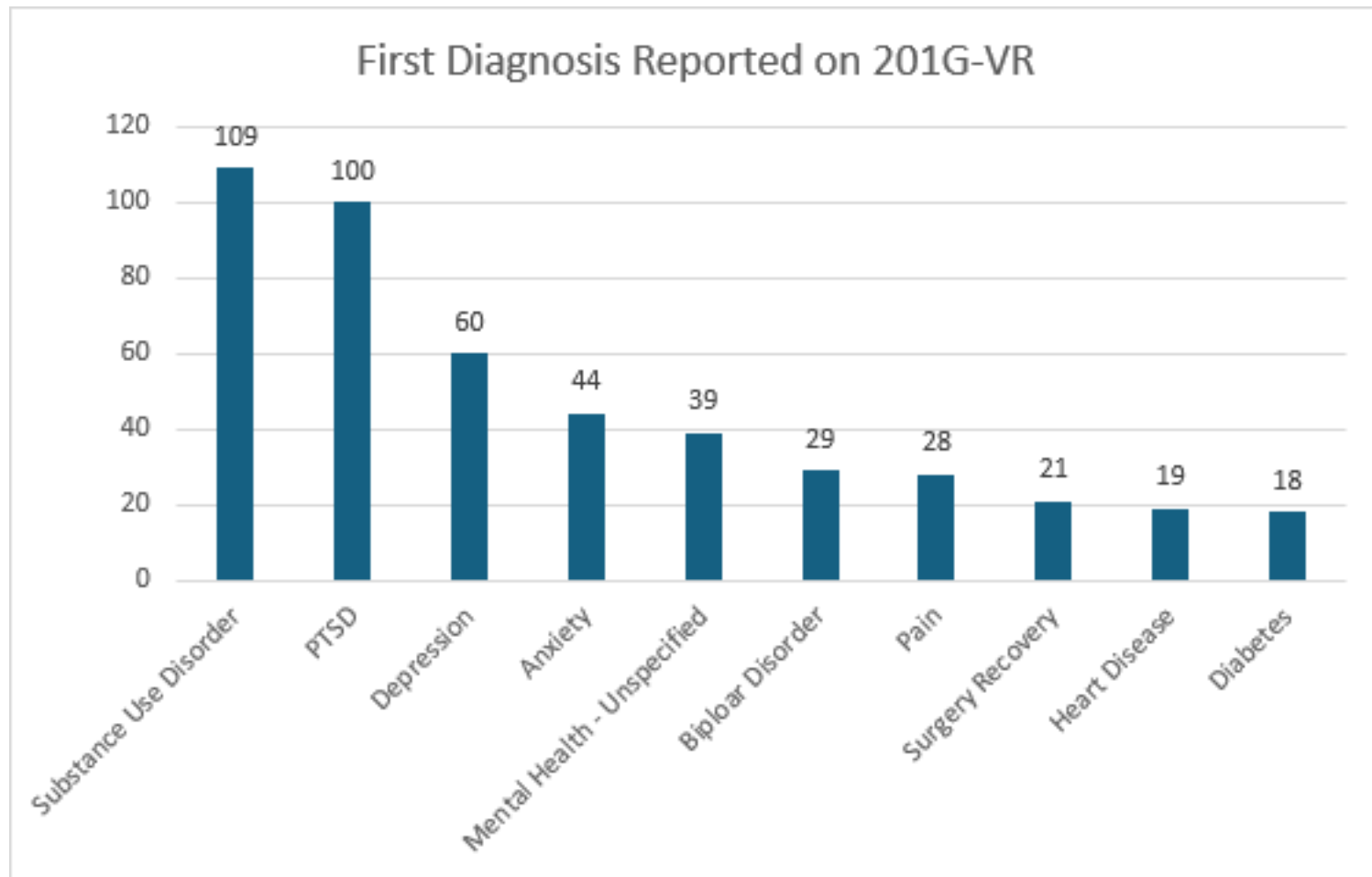
- The [range of individuals in SSI/SSDI](#) crosses a range of acuity and health challenge– it can be mental health, chronic health condition, or a physical disability.

* Data is suppressed when less than 12

Disability reasons documented on the Medical Variance Form (201G-VR)

This form must be used to document a qualifying disability or health condition under General Assistance (GA) rule 2652.2, Emergency Housing Assistance for applicants who are not in receipt of SSI or SSDI but claim a disability.

The top 10 first reasons listed on the 201G-VR form are the following:



This data is through 12/30/2024, and does not include SSI/SSDI

Screening and Case Management

Numbers on specific case management program lines represent the number of households receiving the General Assistance Hotel Benefit that are also receiving benefits through that program.

Case Management Program	Number receiving GA Hotel Benefit (as of 8/15/25)
Choices for Care	12
Vermont Chronic Care Initiative	14
DMH Complex Needs (formerly CRT)	23
Reach Up	53

Subpopulations Enrolled in Coordinated Entry July 2025

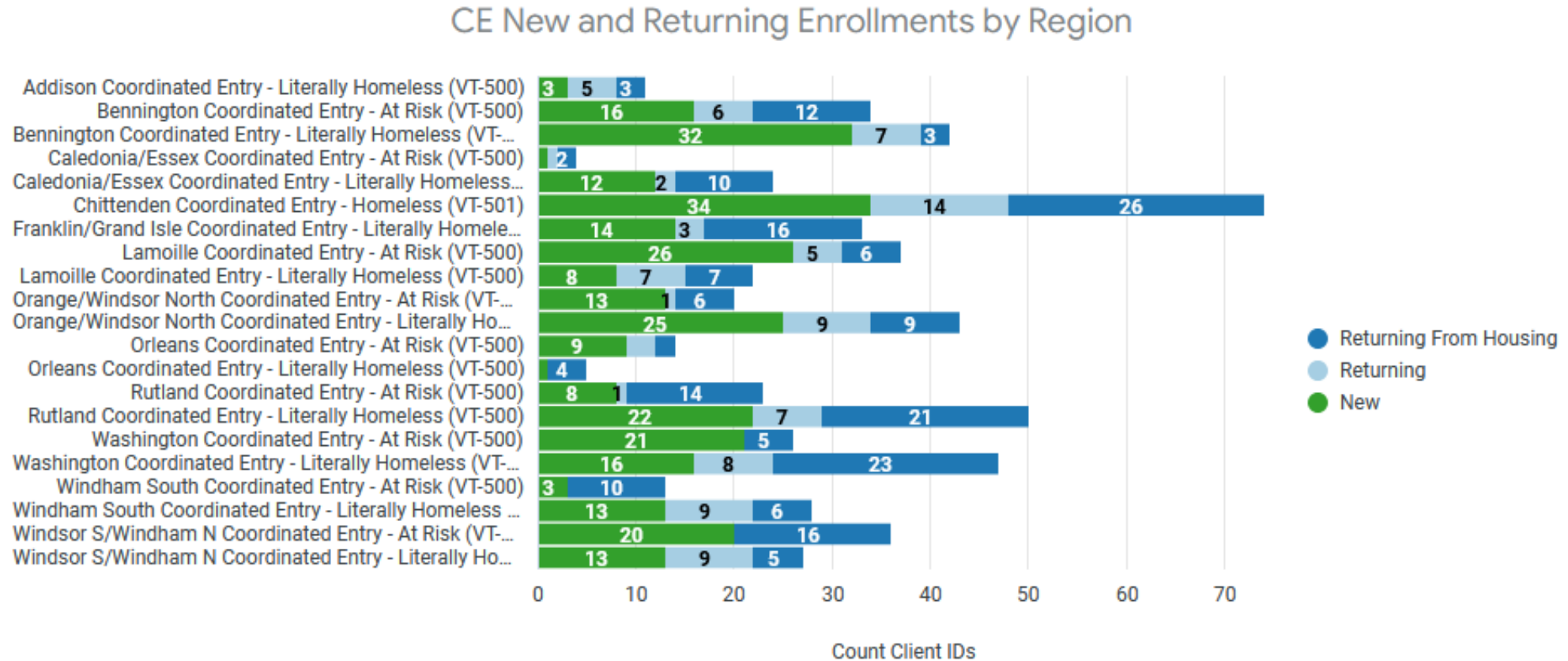
CE Subpopulations by Region

Name	Count Client IDs	Count of Household ID	Number of Veteran Clients	Number of Clients in Chronic Households	Number of Clients in Youth (24+) Households
Addison Coordinated Entry - At Risk (VT-500)	21	13	0	2	6
Addison Coordinated Entry - Literally Homeless (VT-500)	115	73	2	23	6
Bennington Coordinated Entry - At Risk (VT-500)	215	95	3	0	18
Bennington Coordinated Entry - Literally Homeless (VT-500)	433	265	8	91	38
Caledonia/Essex Coordinated Entry - At Risk (VT-500)	47	21	0	0	6
Caledonia/Essex Coordinated Entry - Literally Homeless (VT-500)	173	115	5	31	30
Chittenden Coordinated Entry - Homeless (VT-501)	1,004	795	25	200	67
Franklin/Grand Isle Coordinated Entry - At Risk (VT-500)	6	4	0	1	3
Franklin/Grand Isle Coordinated Entry - Literally Homeless (VT-500)	270	182	6	39	23
Lamoille Coordinated Entry - At Risk (VT-500)	126	58	3	4	19
Lamoille Coordinated Entry - Literally Homeless (VT-500)	105	68	1	25	6
Orange/Windsor North Coordinated Entry - At Risk (VT-500)	65	35	1	0	3
Orange/Windsor North Coordinated Entry - Literally Homeless (VT-500)	354	234	26	54	10
Orleans Coordinated Entry - At Risk (VT-500)	17	11	0	0	6
Orleans Coordinated Entry - Literally Homeless (VT-500)	100	59	4	7	11
Rutland Coordinated Entry - At Risk (VT-500)	128	73	3	7	9
Rutland Coordinated Entry - Literally Homeless (VT-500)	650	390	19	134	58
Washington Coordinated Entry - At Risk (VT-500)	103	58	6	0	8
Washington Coordinated Entry - Literally Homeless (VT-500)	635	424	30	139	51
Windham South Coordinated Entry - At Risk (VT-500)	52	23	0	0	6
Windham South Coordinated Entry - Literally Homeless (VT-500)	511	350	9	165	39
Windsor S/Windham N Coordinated Entry - At Risk (VT-500)	97	53	2	1	8
Windsor S/Windham N Coordinated Entry - Literally Homeless (VT-500)	243	131	4	47	22

This table shows the number of clients enrolled in Coordinated Entry during the past month, the number of households those clients were in, the number of clients that were veterans, the number of clients that were in chronically homeless households (as defined [here](#).), and the number of clients in a household where the head of household was 24 years of age or under, broken down by the local housing coalitions throughout Vermont.

Source: <https://icalliances.org/vermont-coordinated-entry-dashboard>

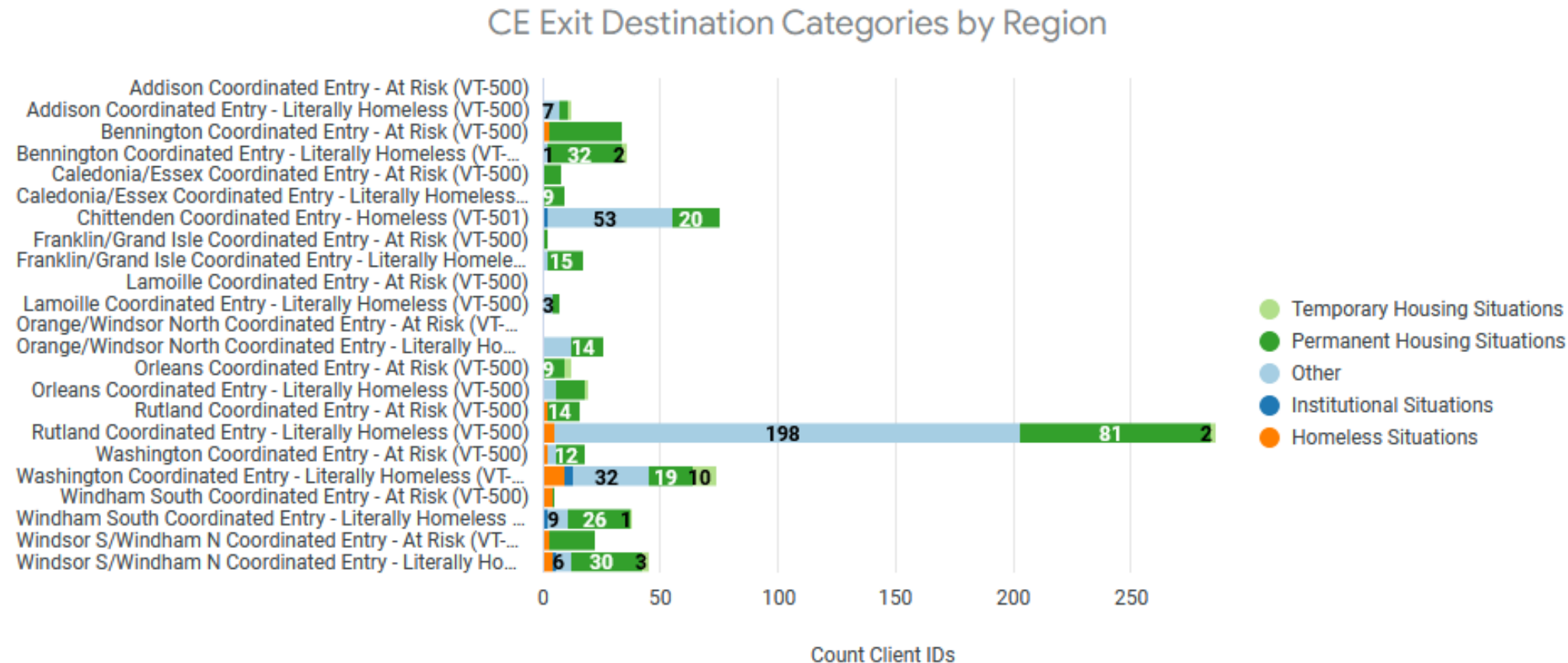
New and Returning Enrollments by Region July 2025



This chart categorizes clients that have entered CE in the past complete month into “Returning From Housing” (Clients that had an exit in HMIS to a permanent destination prior to enrolling in CE), “Returning” (Clients that had an exit in HMIS to a non-permanent destination prior to enrolling in CE), and “New” (Clients that had no exit in HMIS prior to enrolling in CE), broken down by the local housing coalitions throughout Vermont.

Source: <https://icalliances.org/vermont-coordinated-entry-dashboard>

CE Exit Destination by Region July 2025



This chart breaks down the Exit Destinations of clients leaving CE in the past complete month into categories described in [Appendix A of the HMIS Data Standards](#), broken down by the local housing coalitions throughout Vermont.

Source: <https://icalliances.org/vermont-coordinated-entry-dashboard>

Housing Opportunity Grant Program (HOP) Status Update

New base funding for HOP grants was prioritized for emergency shelter expansion, including the preservation of shelter capacity created with one-time funding in State Fiscal Year (SFY) 25 and increased capacity in SFY26.

The **Annual HOP Award Summaries** are available [online](#).

The Office of Economic Opportunity is currently finalizing awards for SFY26 and those will be summarized and posted online later in the summer. Shelter maintenance and expansion remain priorities.

The status of contracts for housing and supportive services resulting from the Agency's requests for proposals can be found at <https://www.vermontbusinessregistry.com/>. No contracts were awarded in response to the May 24, 2023 RFP.

Emergency Shelter Capacity

County	Total Current Household Capacity
Addison	62
Bennington	31
Caledonia	35
Chittenden	169
Franklin	40
Lamoille	29
Orleans	7
Rutland	24
Washington	94
Windham	48
Windsor	46
Grand Total	585

Emergency Shelter Capacity Updates

Ongoing Operations at State-Started Shelters – CVOEO is currently operating a family shelter in Williston while working with Champlain Housing Trust to shift to a permanent location during the winter of 2025-2026. Operations at the Waterbury shelter ended in June. The Agency is in discussion with the Town of Waterbury and a provider to explore future operations in the Waterbury location.

Emergency apartment capacity is growing, with Lamoille Community House offering new family shelter emergency apartment capacity in the summer of 2025 and existing providers, such as Capstone Community Action, Homeless Prevention Center, NEKCA, and Springfield Supported Housing, expanding their capacity.

BROC Community Action is undergoing renovations to provide emergency shelter capacity in Rutland before the end of 2025.

The new building acquired by COTS will allow them to expand year-round capacity in the future, after the necessary renovations occur.

Good Samaritan Haven is planning to open a new year-round shelter in Montpelier later this winter.

Groundworks and Upper Valley Haven have shelter construction projects underway and anticipate open during State Fiscal Year 2027.

The state is working with additional providers on acquisition and development projects and will share more information as projects finalize.

Eligibility and contact information, links to documents and resources, and records of past communications to clients and providers can be found at the DCF website.

Resources

<https://dcf.vermont.gov/Addressing-and-Preventing-Unsheltered-Homelessness>

SFY 2026 Monthly Hotel Authorizations*

Data as of 8/20/2025

Month	Payment Authorizations
July 2025	\$1,452,416
August 2025	\$1,306,994
September 2025	
October 2025	
November 2025	
December 2025	
January 2026	
February 2026	
March 2026	
April 2026	
May 2026	
June 2026	
TOTAL	

*Prior month authorizations will adjust throughout the year as data corrections are made.

**Spending represents the cost of hotel rooms, not including admin and security expenses.

Residential Capacity

- As of August 19, **154** Residential Mental Health Treatment beds with **3** currently available.
- As of August 19, **59** Mental Health Intensive Residential Treatment beds with **5** currently available.
- As of August 9, **118** Recovery Housing beds with **20** currently available.
- As of August 16, **215** Department of Corrections (DOC) Transitional Housing beds with **16** currently available.
- As of August 19, **2,847** Skilled Nursing Facility beds with **284** currently available.

Contact Us

To receive this information in an alternative format or for other accessibility requests, please contact:

Nellie Marvel, Senior Advisor to the Commissioner, Department for Children and Families

Email: Nellie.Marvel@vermont.gov Phone: 802-881-1439

Monika Madaras, Director of Communications & Legislative Affairs, Department for Children and Families

Email: Monika.Madaras@vermont.gov Phone: 802-585-4703