



**VERMONT
CHAMBER**
of Commerce

MANUFACTURING DAY

April 2, 2026

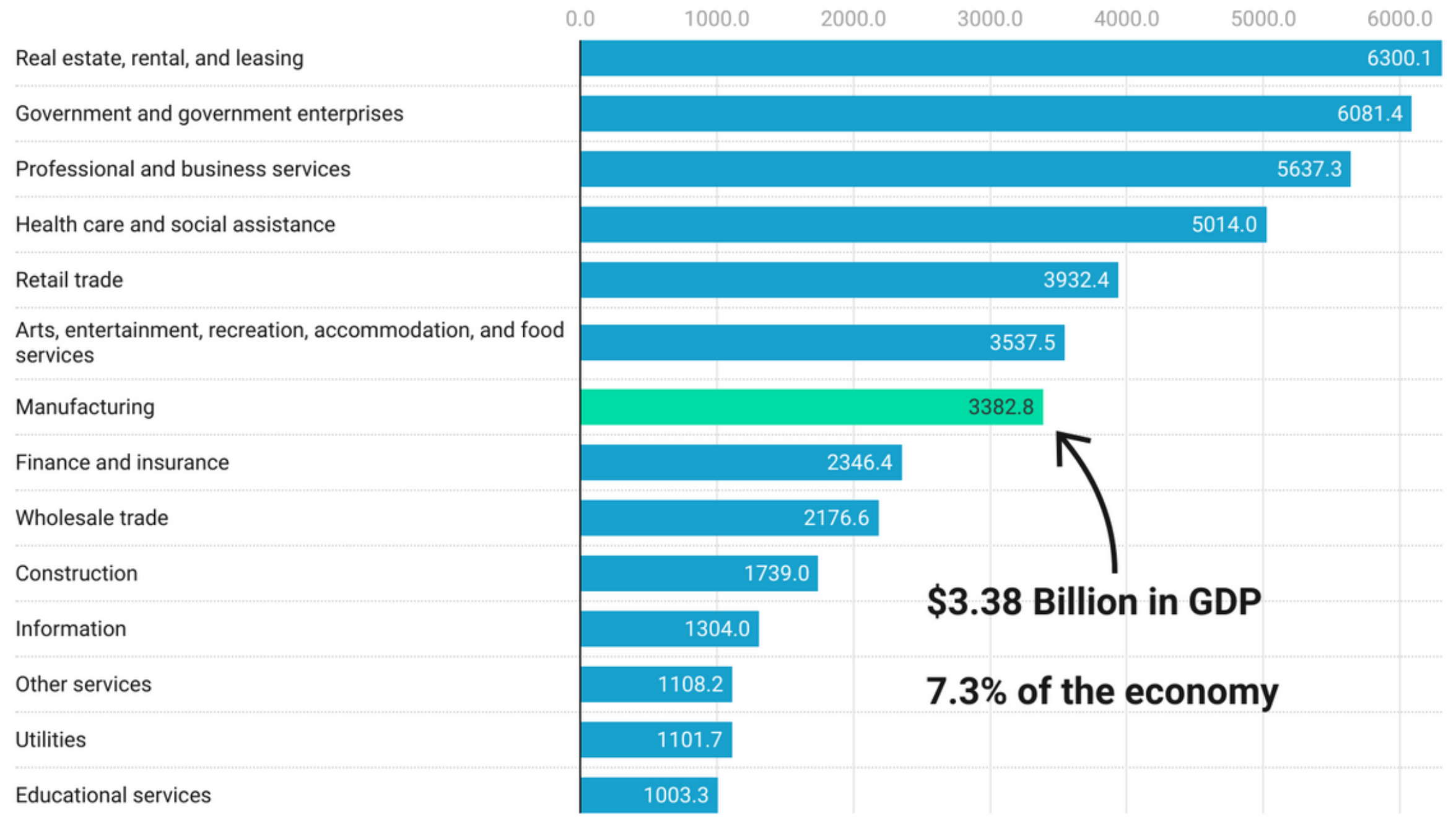


STATE OF MANUFACTURING



ECONOMIC IMPACT

Vermont's Economy: 2024 GDP (millions) by Industry



\$3.38 Billion in GDP
7.3% of the economy



ECONOMIC IMPACT

TEN YEAR REVIEW

Vermont Manufacturing GDP by Year

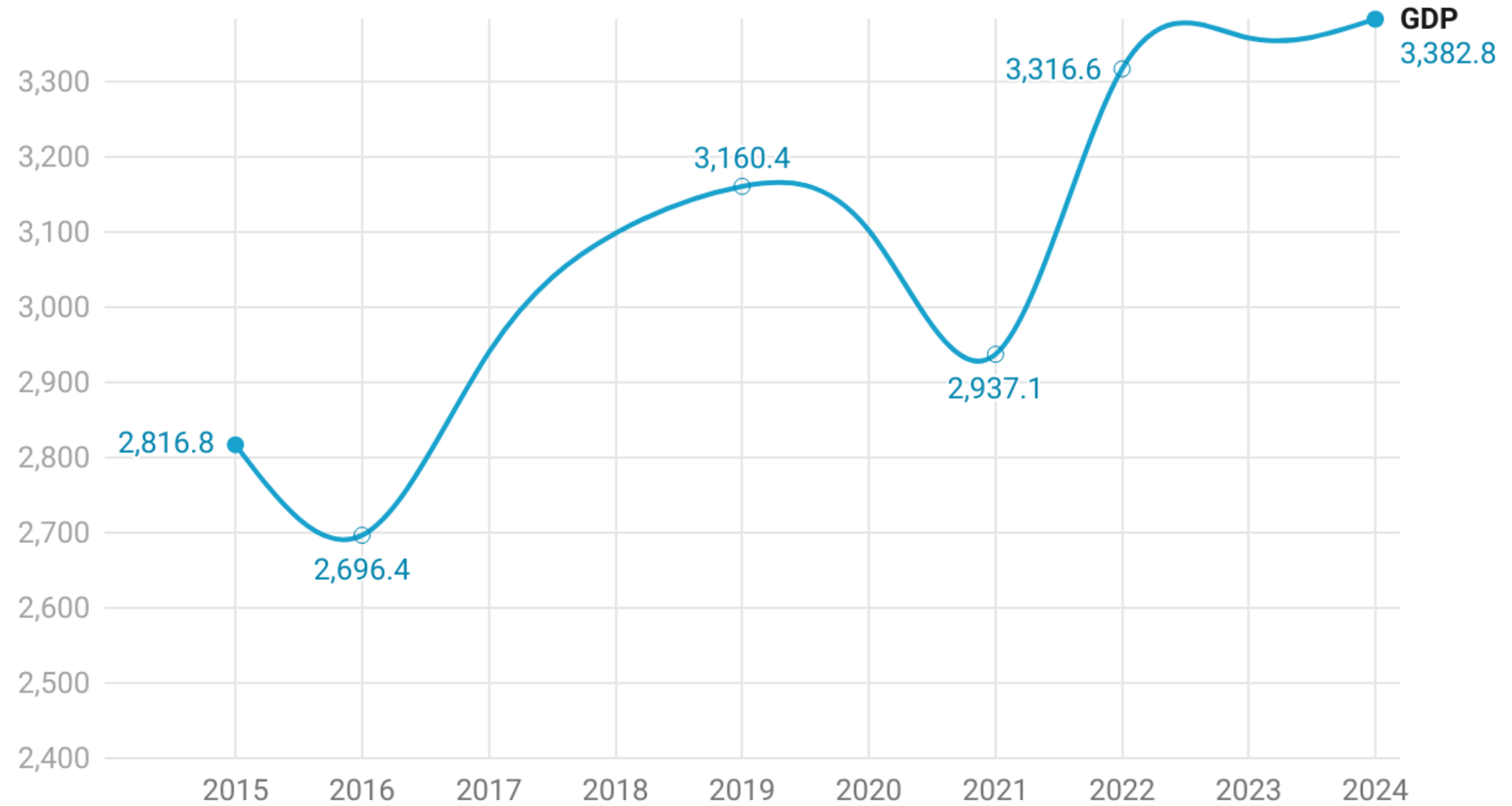
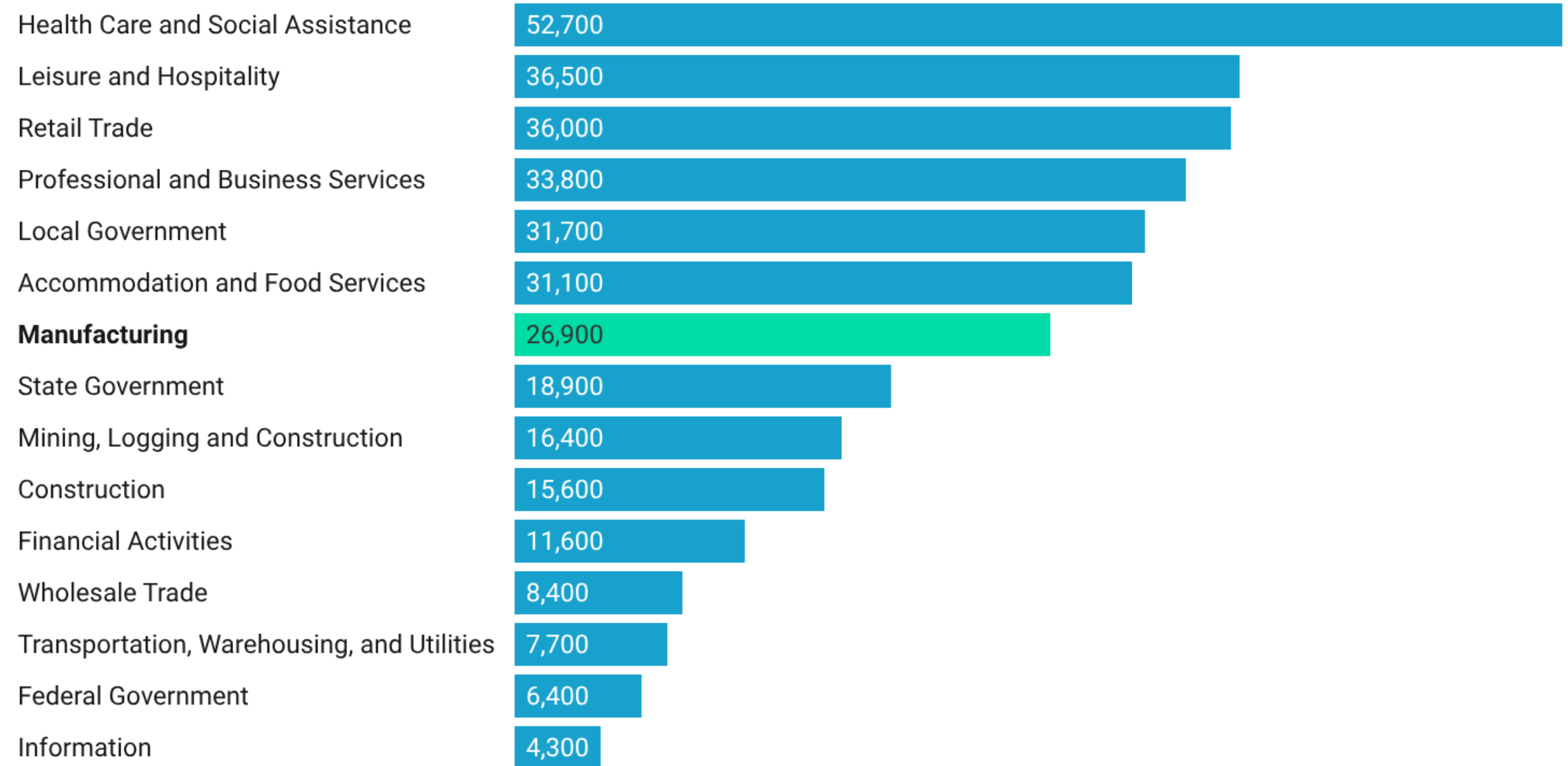


Chart: Vermont Futures Project • Source: Bureau of Economic Analysis • Created with Datawrapper



JOBS REPORT

Manufacturing accounts for 26,900 jobs representing 8.25% of total employment in Vermont.



Data is seasonally-adjusted employment levels for select industries from December 2025.

Chart: Vermont Futures Project • Source: Vermont Department of Labor • Created with Datawrapper

NATIONAL OUTLIER

Manufacturing Employment by Month (thousands)

Manufacturing employment in Vermont has dropped by 2.9% over the past year, 6% compared to two years ago, and 11.3% since Q1 in 2020 before pandemic shutdowns. Vermont is one of only seven states with projected declines in manufacturing employment between 2022 to 2032. The projection was for a -3.8% drop over a decade, not annually.

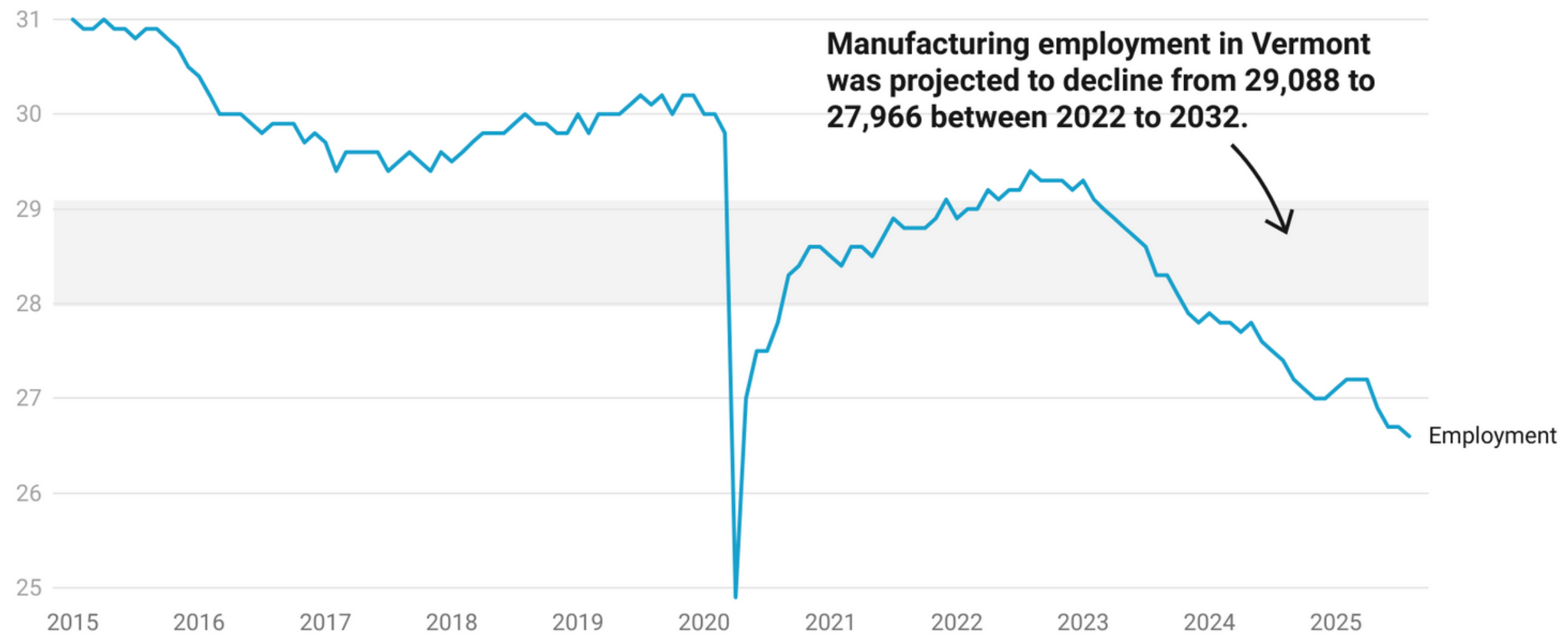


Chart: Vermont Futures Project • Source: VT Dept. of Labor • Created with Datawrapper



**ENABLE
GROWTH**

2023 Private Employment & Wages by Firm Size

Supporting business growth and enabling small firms to scale up can lead to higher wages, job creation, and stronger workforce recruitment and retention.

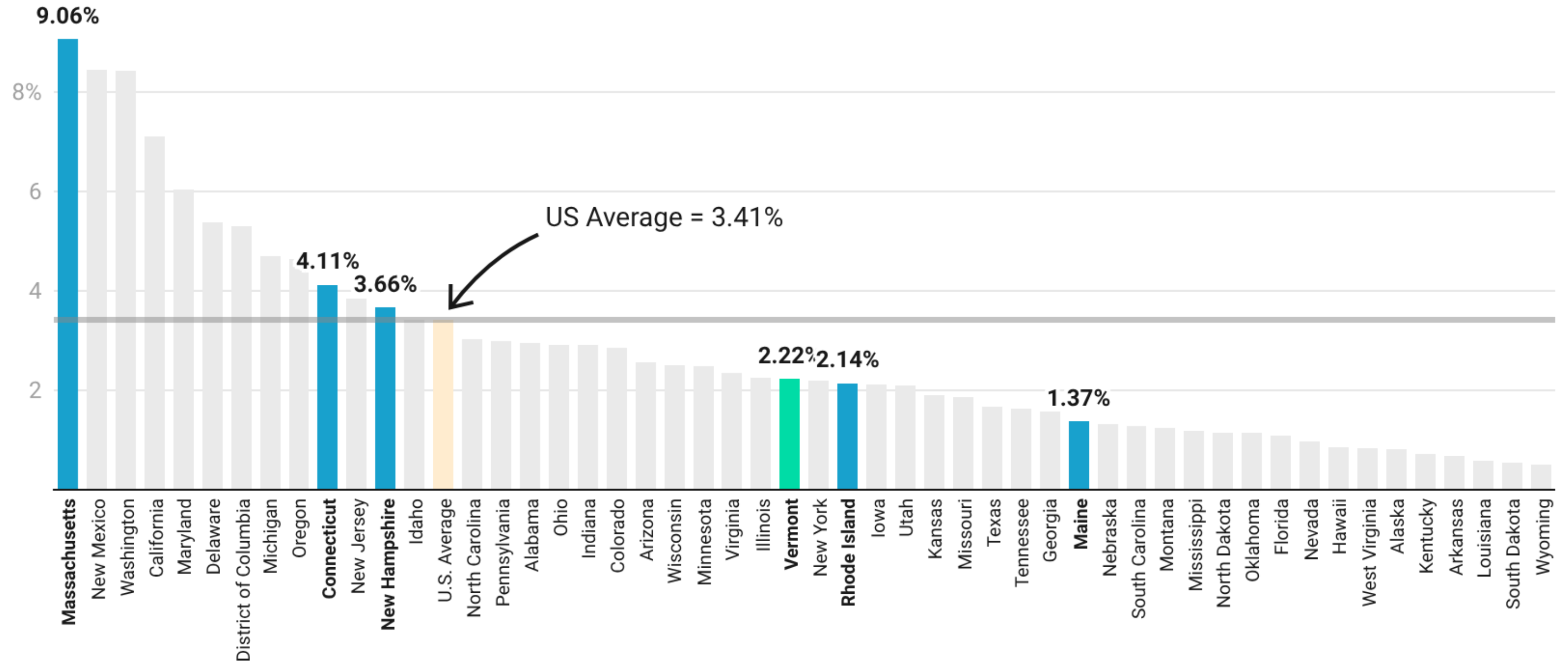
Firm Size	Total Firms	% Total Firms	Total Employees	% Private Employment	Average Monthly Earnings
0-19	26,758	91.71%	67,031	26.36%	\$3,905
20-49	1,646	5.64%	33,064	13.00%	\$4,689
50-249	694	2.38%	41,289	16.24%	\$5,308
250-499	44	0.15%	18,570	7.30%	\$5,580
500+	34	0.12%	94,917	37.32%	\$6,026

Count of firms aggregated from Bureau of Labor Statistics Census of Employment and Wages data to match US Census Bureau Workforce Indicator groupings.

Table: Vermont Futures Project • Source: US Census Bureau QWI Explorer • Created with Datawrapper

Vermont is #25 out of 51 for R&D as a percentage of the economy

This indicator represents the extent to which research and development (R&D) plays a role in a state's economy as a percentage of gross domestic product (GDP).



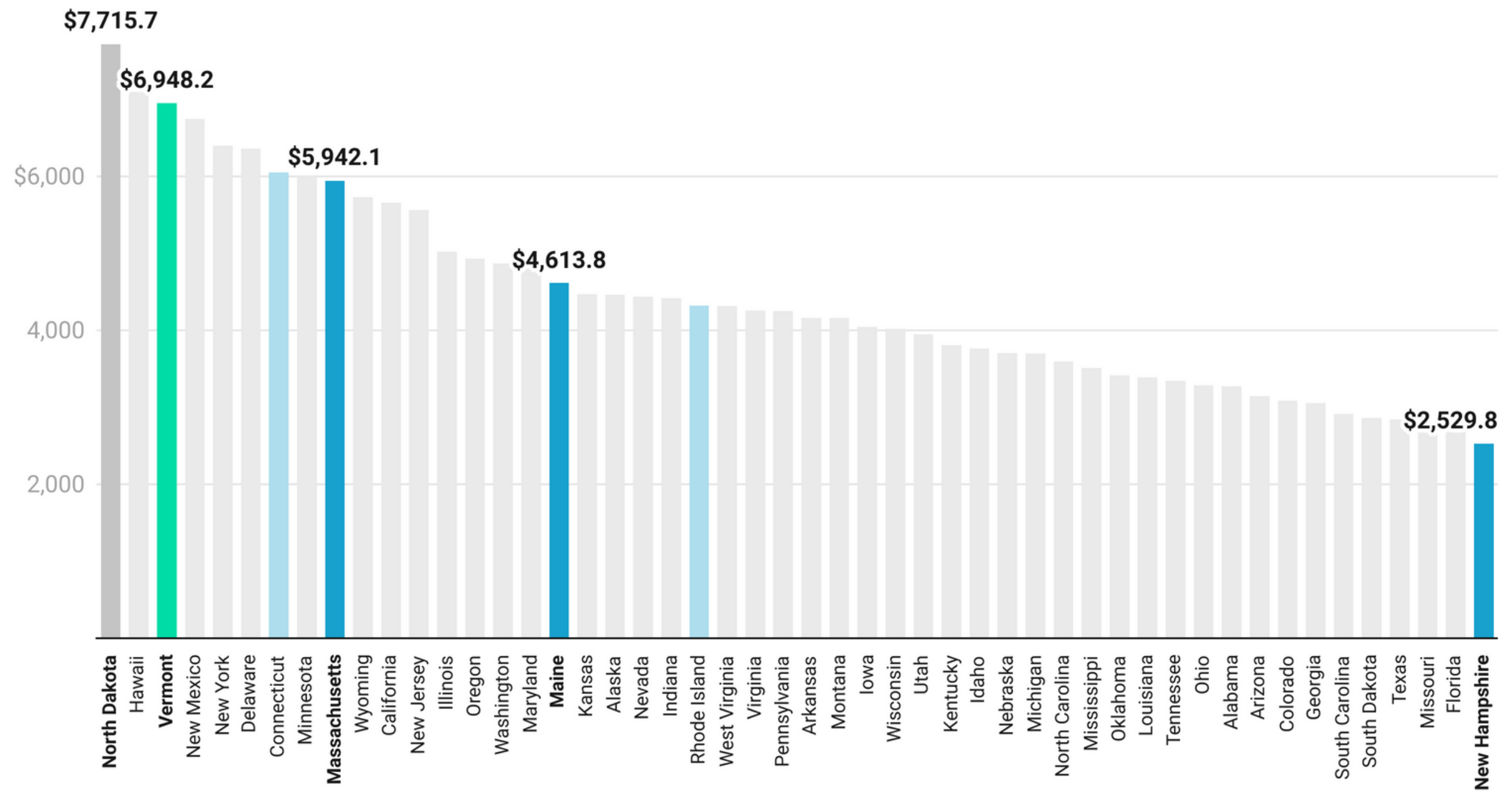
Data includes R&D performed by federal agencies, businesses, universities, other nonprofit organizations, federally funded research and development centers, and state agencies. Data last updated by NSF on September 15, 2025.

Chart: Vermont Futures Project • Source: National Science Board. "Research and Development (R&D) as a Percentage of Gross Domestic Product." • Created with Datawrapper



**COMPETE
ON COST**

STATE TAXES PER CAPITA





VERMONT
CHAMBER
of Commerce



Doug Merrill
Regional Innovation Officer
V-GaN Tech Hub
Douglas.merrill@uvm.edu




Why GaN – and Why It Matters Now

10X

Gallium Nitride (GaN) is a semiconductor material that conducts electricity **10X more effectively** than silicon-based devices. This means that power conversion is 10X more efficient and communications devices are 10X faster when produced on GaN.



Defense



Communications

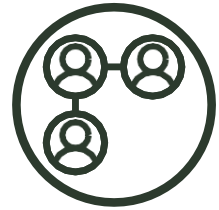


Energy

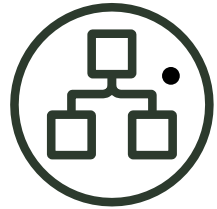
Replacing silicon-based chips with GaN chips will unlock radar with **better resolution and range**, cellular communications with **higher data rates**, motor controllers with **more power**, and data centers that use **less electricity**



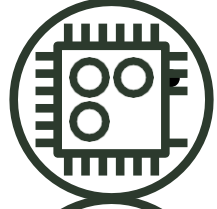
From Design to Market: Getting GaN-based Chips into U.S.-made Products



V. GaN Design – Prototype – Test shared resources that will allow small companies to think big and compete for global market share



Advanced Design & Computing Center will engage leading US EDA software providers



V-GaN Production & Prototyping Concierge service will connect innovators with the best production and packaging partners



Test & Characterization Lab will allow rapid validation and iteration




S-TIDE Workforce program trains operators, technicians, and engineers

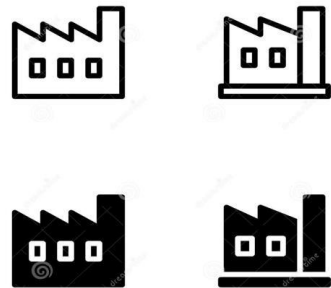


Tech Hub Impacts & Outcomes

LOCAL



>700 Engineers, operators & technicians trained*



14 New firms or new offices in our region*



A local design and product ecosystem to complement GF Fab 9

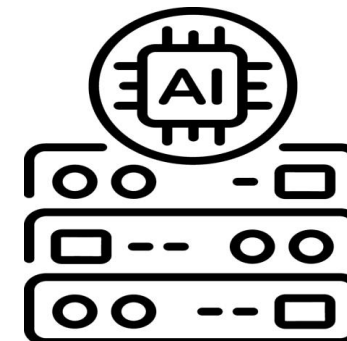
NATIONAL



The most powerful, highest resolution radar systems



Smaller, cheaper & faster battlefield communications devices



More powerful, more efficient AI data centers

* Data from V-GaN Tech Hub proposal narrative over the 5 year period of performance

Early Wins, Real Commitments

A functioning consortium, not a paper network

- **17 committed member firms**, including **5 GaN startups** already participating in Hub activities

\$6.8M Capital committed before EDA investment

- **\$3.4M** investment from ME Commons to establish Test & Char Lab
- **\$1.4M** in institutional support from UVM
- **\$750K** from the State of Vermont to accelerate prototyping
- **\$750K** from GlobalFoundries for workforce development
- **\$400K** from NIST for STEM workforce training
- **\$150K** from SBA to launch a semiconductor business incubator with Launch VT

Industry and workforce infrastructure already taking shape

- Test, prototyping, workforce, and incubation assets are operational or funded, reducing start-up risk and time-to-market for GaN innovators





VERMONT
CHAMBER
of Commerce