

Livable, Walkable Communities

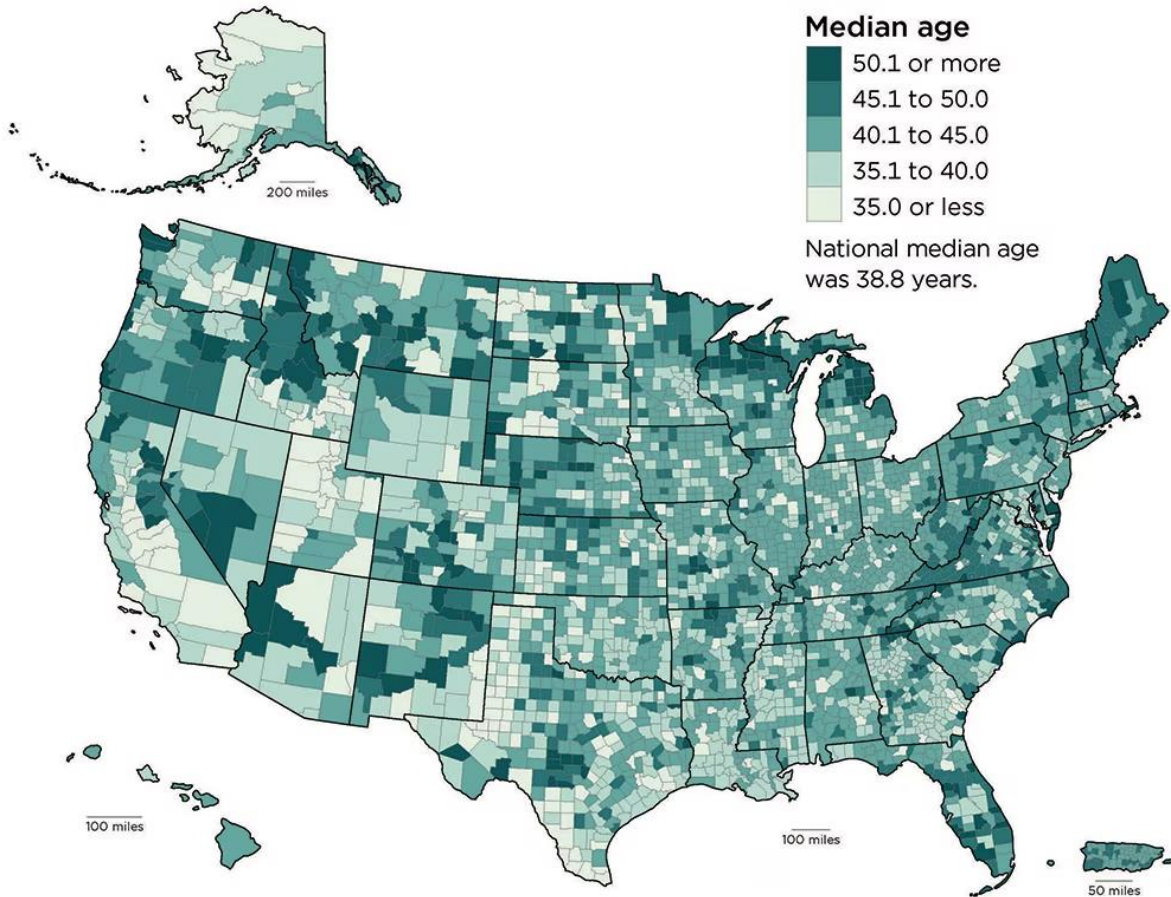
Mobility for All



Northfield, VT

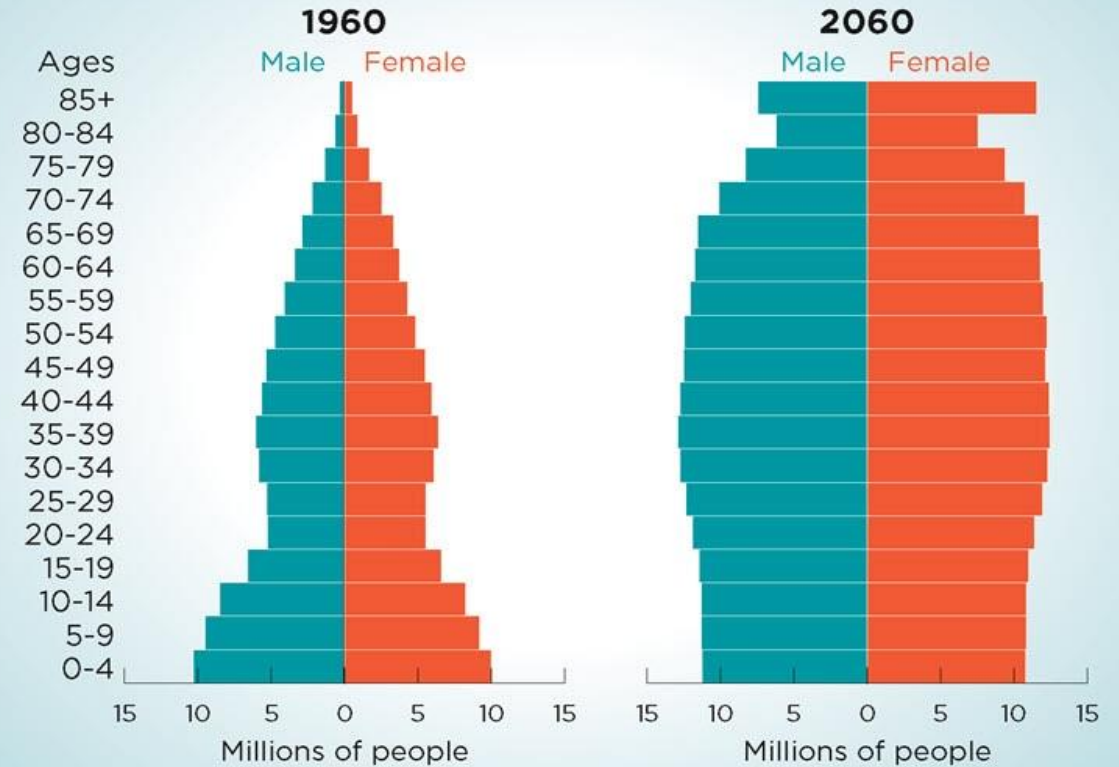
An Aging Nation

Median Age by County: July 1, 2021

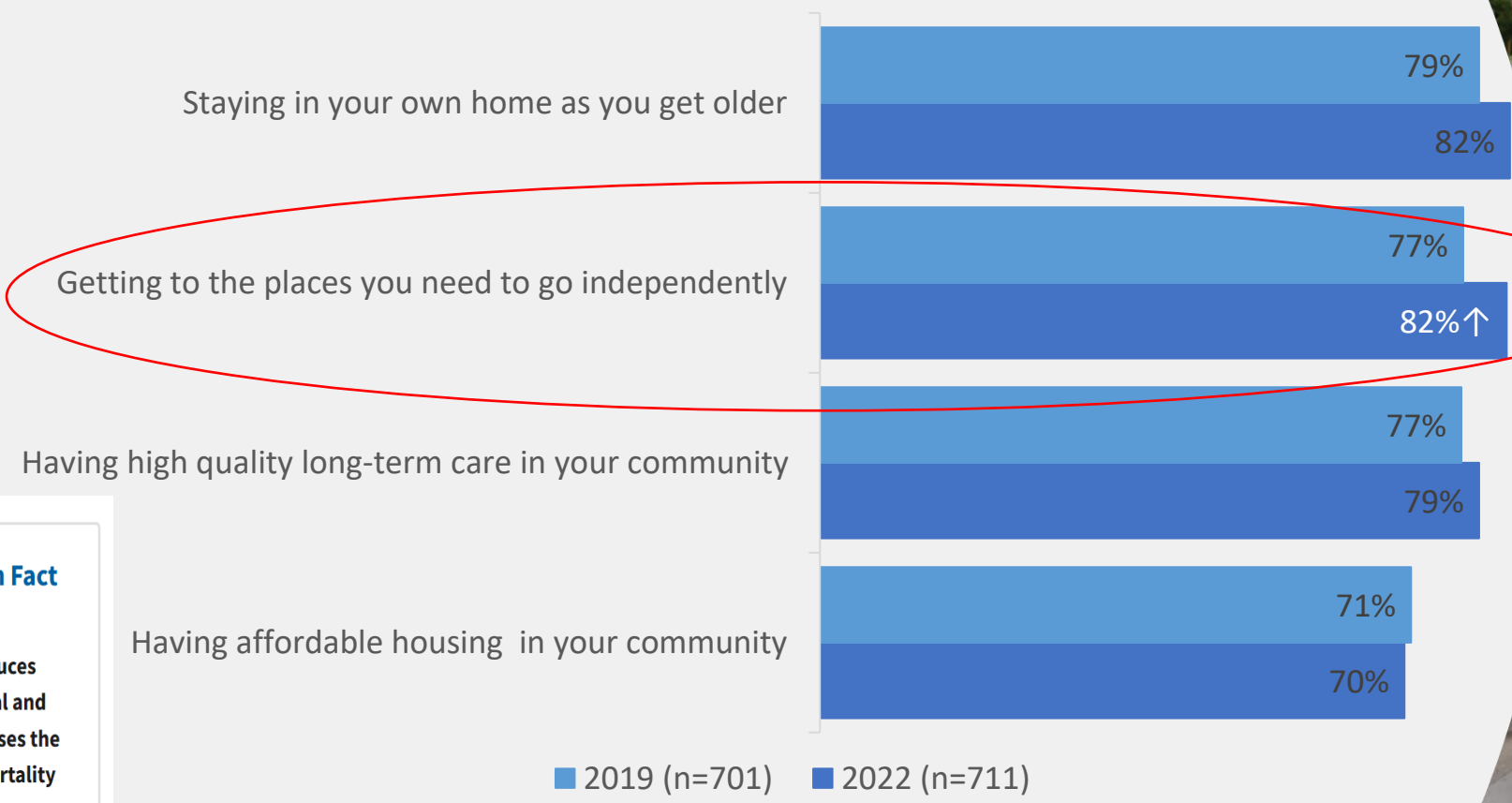


From Pyramid to Pillar: A Century of Change

Population of the United States



Important Independent Living Issues



Social Connection Fact Card

Living in isolation reduces our chances of survival and social isolation increases the risk for premature mortality by 29%.¹

¹ [Holt-Lunstad et al., 2015.](#)



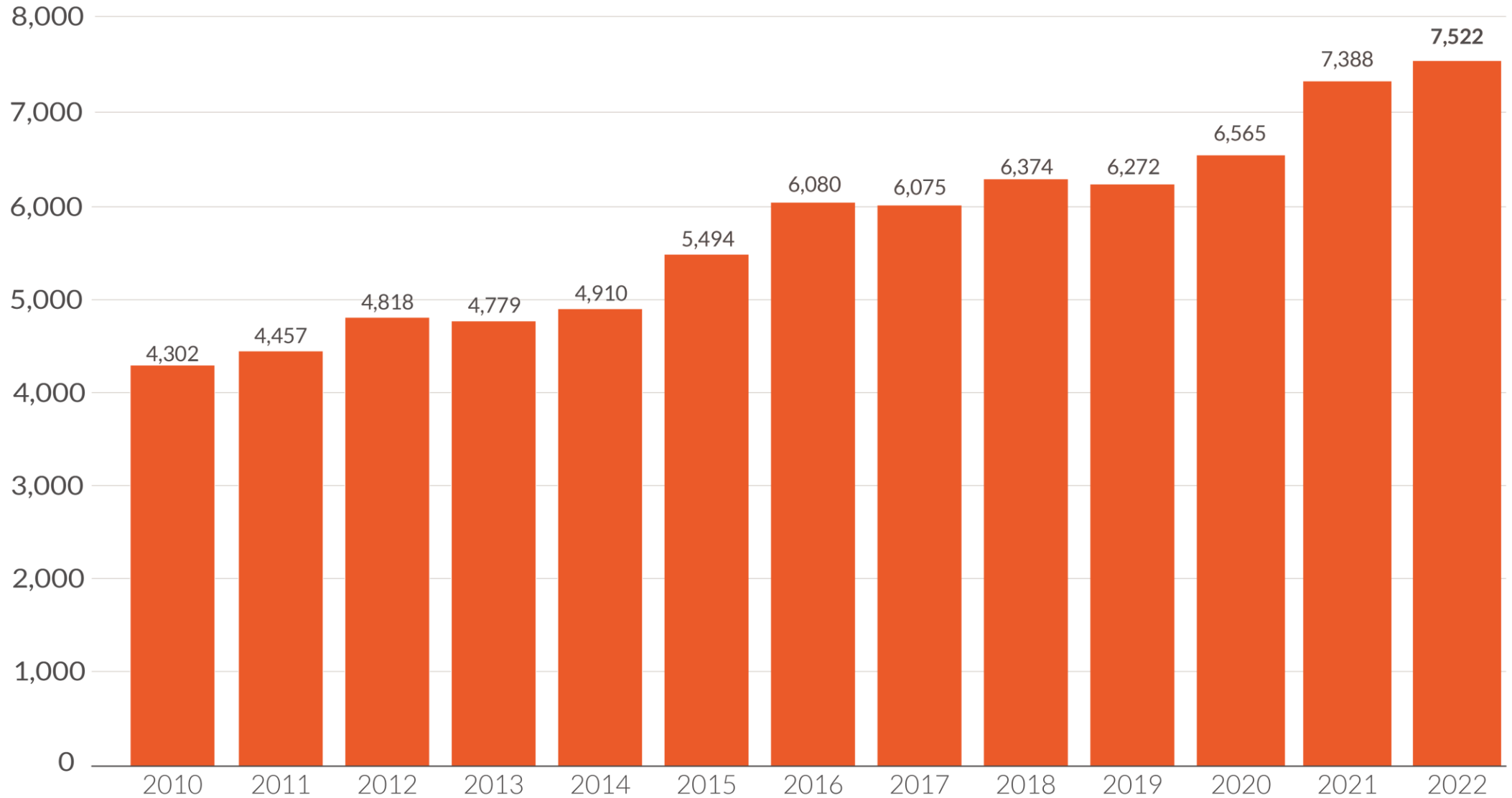
Bennington, VT

THE PROBLEM: Too many streets are designed exclusively or almost exclusively for automobile travel, with little consideration given to the needs of people who walk, roll or ride a bike.



According to the U.S. Census Bureau, **8.3 percent of households do not own or have access to a motor vehicle** and must rely on biking, walking and/or public transit to get around.

75 percent increase in the deaths of people walking since 2010

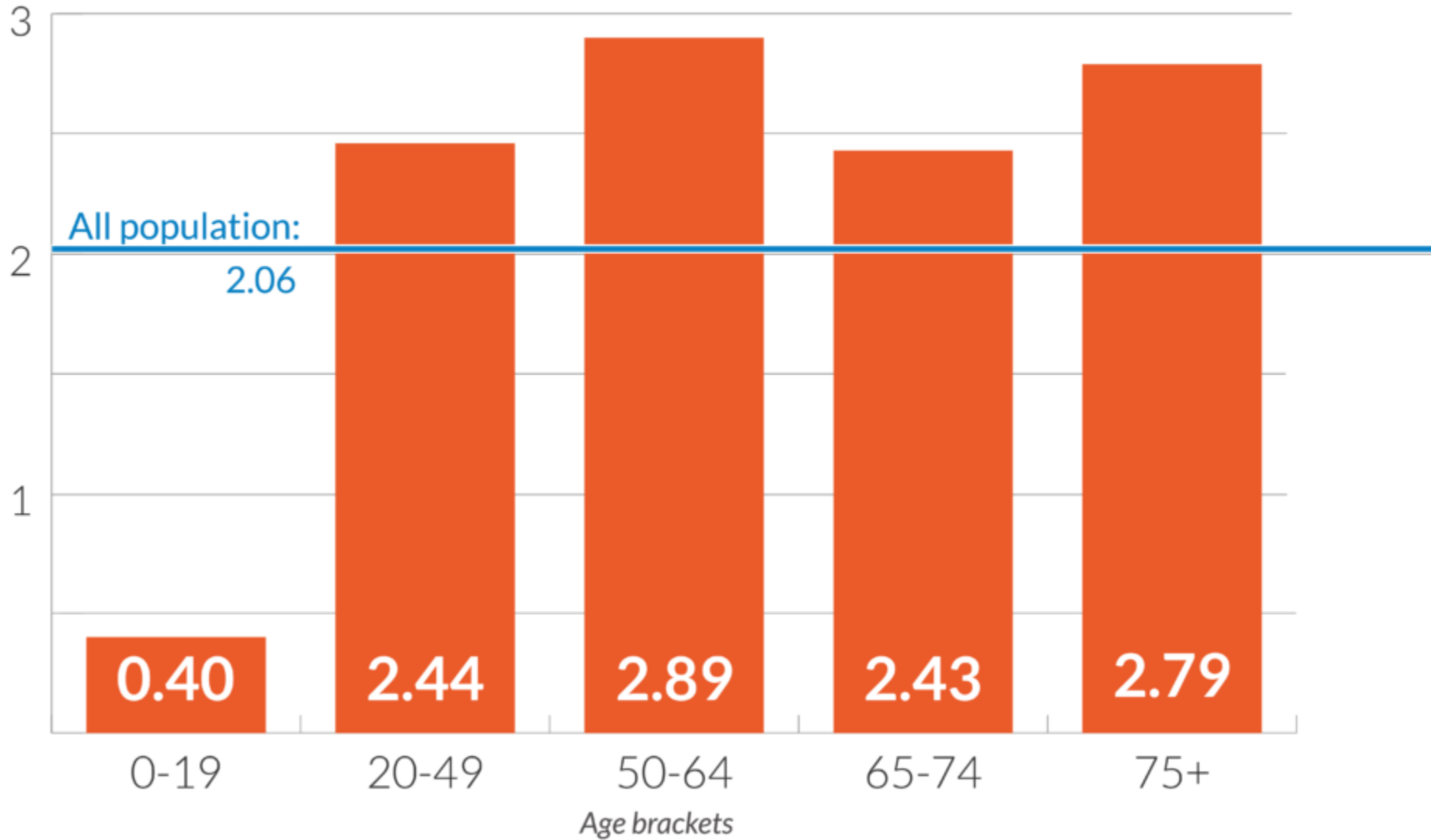


U.S. pedestrian deaths (2010-2022)

Source: Smart Growth America Dangerous by Design, 2022

Adults between age 50-64 are most likely to be killed

Pedestrian fatalities per 100,000 people by age

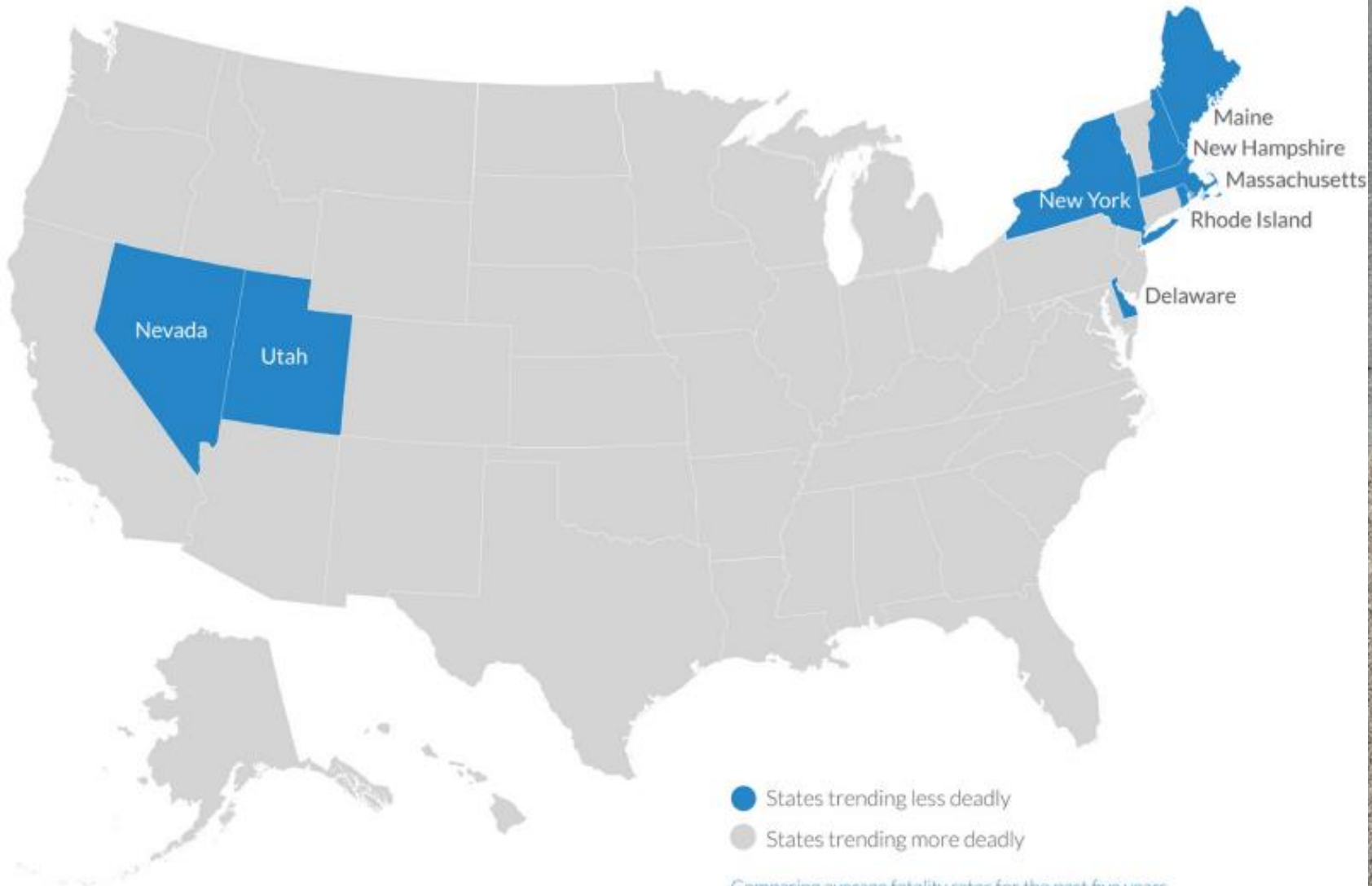


Source: National Highway Traffic Safety Administration. (2024). Fatality Analysis Reporting System.



Almost all states are trending more deadly for people walking

Only eight states saw a long-term improvement in fatality rates

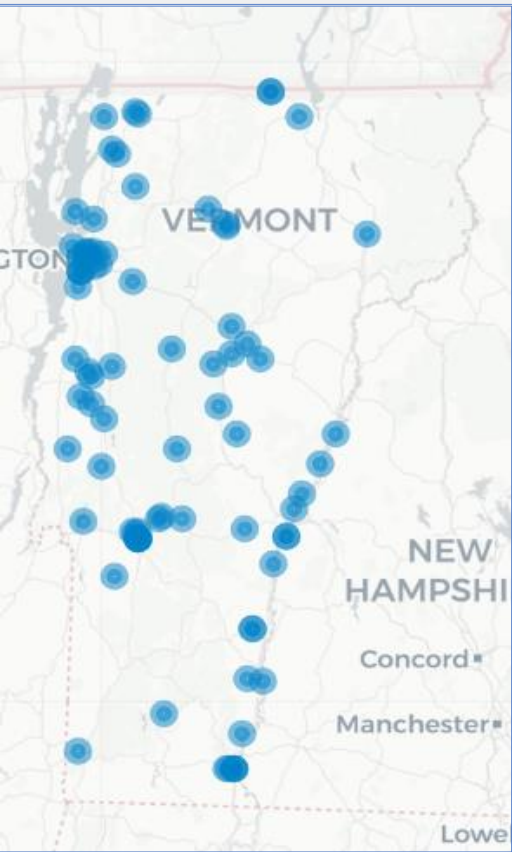


Comparing average fatality rates for the past five years (2018-22) with the five years previous (2013-17)

Wheelock, VT



Pedestrian Deaths from 2008 - 2022



Rank	State	Avg. ped deaths per 100k people per year (2018-2022)	Pedestrian deaths (2013-17)	Pedestrian deaths (2018-22)	Long term trend in fatality rate	Share of all traffic deaths that were pedestrians	Percent of pedestrian deaths on state-owned roads
30	Indiana	1.50	438	509	0.18	11%	44%
31	Wyoming	1.45	24	42	0.63	7%	63%
32-t	Illinois	1.43	691	914	0.36	16%	46%
32-t	West Virginia	1.43	116	128	0.16	9%	70%
34	New York	1.37	1464	1368	-0.11	26%	38%
35	Pennsylvania	1.30	776	842	0.08	15%	77%
36-t	Ohio	1.26	564	739	0.28	12%	50%
36-t	South Dakota	1.26	40	56	0.32	9%	59%
38	Utah	1.20	184	197	-0.03	14%	64%
39	Kansas	1.12	146	165	0.12	8%	45%
40	Massachusetts	1.11	382	386	-0.02	20%	50%
41	Maine	1.04	76	71	-0.10	9%	72%
42	Nebraska	1.02	72	100	0.26	9%	56%
43	Wisconsin	0.98	246	287	0.12	10%	50%
44	Vermont	0.96	27	31	0.10	9%	65%
45	North Dakota	0.93	29	36	0.15	7%	54%
46-t	Idaho	0.86	67	80	0.05	7%	48%
46-t	New Hampshire	0.86	60	59	-0.05	10%	59%
48	Rhode Island	0.84	71	46	-0.50	15%	61%
49	Minnesota	0.81	182	230	0.14	11%	37%

Public Transit Needs Assessment

Four prominent themes emerge:

- Lack of transit access in rural areas
- Lack of resources to meet the needs of vulnerable populations both today and in the future
- Lack of transportation for access to jobs
- In areas that have bus routes, improved service levels and connections are needed

Source: Vermont Public Transit Policy Plan 2020



White River Junction, VT

Opportunities & Challenges

1. Updated Multimodal Guidance will support Complete Streets
2. Review of State Highway Reclassification will help with improved street design
3. Local Government Capacity:
 - Grant Administration & Management
 - Local Matches
 - Funding infrastructure upgrades



Priorities

Policy: Protect Pedestrians & Bicyclists

Reduce Vermont's general minimum posted speed limit to 20 MPH, and align 23 V.S.A. § 1007 with updated land use law so that there is no minimum speed limit in Tier 1A and 1B areas.

Maintain Investments:

- Bike and Pedestrian Grant Program
- Downtown Transportation Fund - Villages
- Better Places Program – Public Spaces
- Funding for GMT to avoid additional reduction in service



Gilman, VT



Northfield, VT

AARP Community Challenge



A grant program to make communities *more livable* for people *of all ages* with *tangible improvements* that jump-start *long-term change*





AARP Vermont's & America Walks: Walking College Fellowship Program



Gigi Beach, Johnson



Alyssa Jette, Norwich



Robert Leidy, Burlington



**Beth Anne Royer,
Hinesburg**



Sabina Ernst, Jericho



Barbara Johnson, Shelburne



Sophie Quest, Burlington



Lyrica Stelle, WRJ



Deirdre Holmes, Charlotte



Joel Kolata, Burlington

Marcey Carver, Bradford

Christopher Beebe, Guilford

Colin Larsen, Burlington

Maryann Zavez, Randolph

Mentors:
Jon Kaplan - Randolph
Karen Yacos - Waterbury
Laural Ruggles – St. Johnsbury