

Environmental Policy and Sustainability

SFY27 BUDGET PROPOSAL

HOUSE TRANSPORTATION COMMITTEE, JANUARY 27, 2026

ANDREA WRIGHT, ENVIRONMENTAL POLICY MANAGER

Environmental Policy and Sustainability

Topical Areas (by priority)

Staff

Andrea Wright,
Environmental Policy Manager

Hilary DelRoss,
Sustainability and Innovations
Project Manager, NEVI Program
Manager

Climate Mitigation / Carbon Reduction

Carbon Policy and Project Analyses

Clean Transportation Incentives

Electric Vehicle Supply Equipment Planning and Implementation

Climate Action Plan Support

Climate Adaptation / Resilience Tools, Planning, and Implementation

State Hazard Mitigation Plan / Resilience Implementation Strategy Support

FEMA Grant Projects Oversight

Agency Energy Implementation Plan

Comprehensive Energy Plan Support

Thermal Energy Usage Report

General Environmental Policy Management

Water Quality, Air Quality, Ecological Connectivity, Contaminated Soils, Permitting Efficiency

Environmental Policy and Sustainability

2025 Year in Review

- Contracted for the construction of 8 NEVI-compliant electric vehicle charging infrastructure sites (bringing the total to 9) and obligated the full \$21.2M NEVI appropriation to build up to an additional 19 locations.
- Contracted for the development and implementation of a Mileage Based User Fee (MBUF).
- Allocated an additional \$8M of Carbon Reduction Program funding for a total allocation of \$27M of an available \$32M. Project types include bike and pedestrian facilities, transit operations, fleet EV charging equipment, park and ride facilities and other traffic efficiencies.
- Contracted for the design of two Hazard Mitigation grant award locations; developed a framework for incorporating Nature-based Solutions into VTrans projects; and allocated the remaining \$8.5M of the total \$37M IIA PROTECT funds to address identified Resilience Improvement Plan vulnerabilities.
- From 2020 to 2025, the Vermont Agency of Transportation offered five clean transportation incentive programs that distributed almost 7,000 incentives that gave Vermonters over \$23.5 million to reduce transportation emissions and reduce transportation costs and energy burden. 67% of the incentives and 79% of the funding went to lower-income Vermonters.

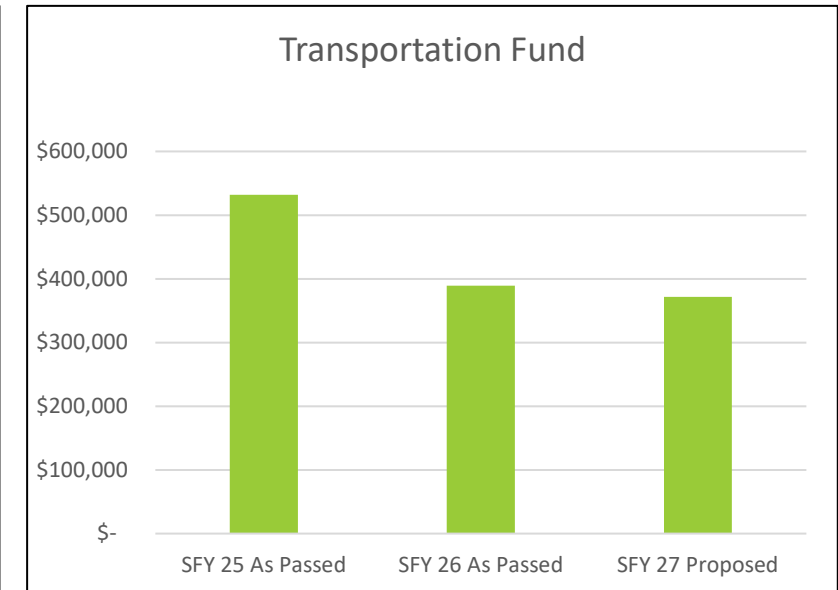
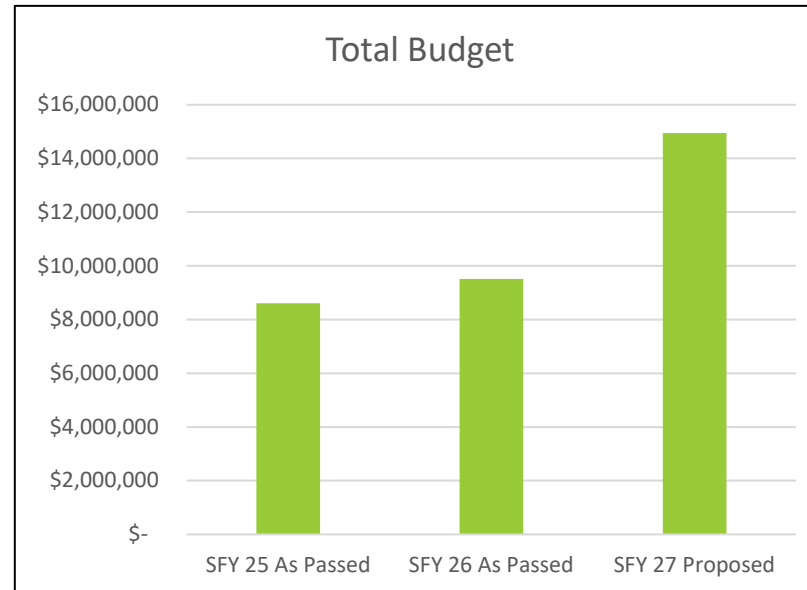


PRIORITY AREAS	FUNDING SOURCE										Total Funding
	Federal				State					Local / Other	
					TF				VEM IDT		
	NEVI	CRP	PROTECT	SPR	SPR Match	IIJA Match	Admin	VEM Match			
State Admin							\$25,263				\$25,263
Electric Vehicle Charging Infrastructure	\$9,968,534					\$150,000				\$2,342,133	\$12,460,667
Carbon Reduction Oversight & Fleet EVSE		\$574,475				\$5,500*					\$579,975
PROTECT Oversight			\$266,631			\$66,658					\$333,289
Hazard Mitigation Grant Mgt								\$6,727			\$6,727
Hazard Mitigation Projects								\$63,428	\$1,141,695	\$63,428	\$1,268,550
Natural and Cultural Resources Planning				\$37,593	\$9,398						\$46,991
Transportation Sustainability Planning				\$178,461	\$44,615						\$223,076
	\$9,968,534	\$574,475	\$266,631	\$216,053	\$54,013	\$222,158	\$25,263	\$70,155	\$1,141,695	\$2,405,561	\$14,944,538
	\$11,025,693				\$371,589						

*EPS will utilize FY2026 carryforward for any additional pressures in the Carbon Reduction Oversight & Fleet EVSE priority area.

EPS % Change SFY26 to SFY27 Proposed

	As Passed	Proposed	\$ Change	% Change
	SFY 26	SFY 27	Inc. / (Dec.)	
Transportation Fund	\$ 389,377	\$ 371,589	\$ (17,788)	-5%
Federal Funds	\$ 8,150,226	\$ 11,025,693	\$ 2,875,467	35%
Interdepartmental Transfers	\$ 21,860	\$ 1,141,695	\$ 1,119,835	5123%
Local Match	\$ 952,544	\$ 2,405,561	\$ 1,453,017	153%
Fund Total	\$ 9,514,007	\$ 14,944,538	\$ 5,430,531	57%
Total w/o IDT	\$ 9,492,147	\$ 13,802,843	\$ 4,310,696	45%



FHWA IIJA Formula Funds

	FFY 22	FFY 23	FFY 24	FFY 25	FFY 26	Total
Carbon Reduction	\$6,308,809	\$6,434,985	\$6,563,684	\$6,694,958	\$6,828,857	\$32,831,293
PROTECT	\$7,173,567	\$7,317,038	\$7,463,379	\$7,612,647	\$7,764,900	\$37,331,531
National Electric Vehicle Charging Infrastructure	\$3,140,247	\$4,518,851	\$4,518,882	\$4,518,886	\$4,518,895	\$21,215,761
						\$91,378,585

IIJA Carbon Reduction Program

\$32m Apportioned
\$27m Allocated

Category	Project	Allocations
Carbon Reduction Strategy Development and Implementation Oversight		\$440,000
Transit & Micromobility		\$9,000,000
	<i>Transit Operations</i>	\$6,000,000
	<i>MTI</i>	\$3,000,000
Fleet Conversion		\$4,877,361
	<i>Transit Electric Sprinter Vans</i>	\$2,900,000
	<i>AOT Fleet Electrification</i>	\$1,450,000
	<i>Rutland DCFC EVSE</i>	\$527,361
Bike Ped		\$9,120,339
	<i>2024 Bike Ped Grant Awards</i>	\$2,272,304
	<i>2025 Bike Ped Grant Awards</i>	\$1,751,095
	<i>MVRT Extension</i>	\$1,156,940
	<i>Champlain Parkway</i>	\$3,000,000
	<i>Berlin Growth Center Sidewalk</i>	\$940,000
Traffic Efficiency		\$4,165,053
	<i>Bennington Signal</i>	\$3,215,053
	<i>Manchester Park and Ride</i>	\$600,000
Total		\$27,252,753

IIJA PROTECT PROGRAM

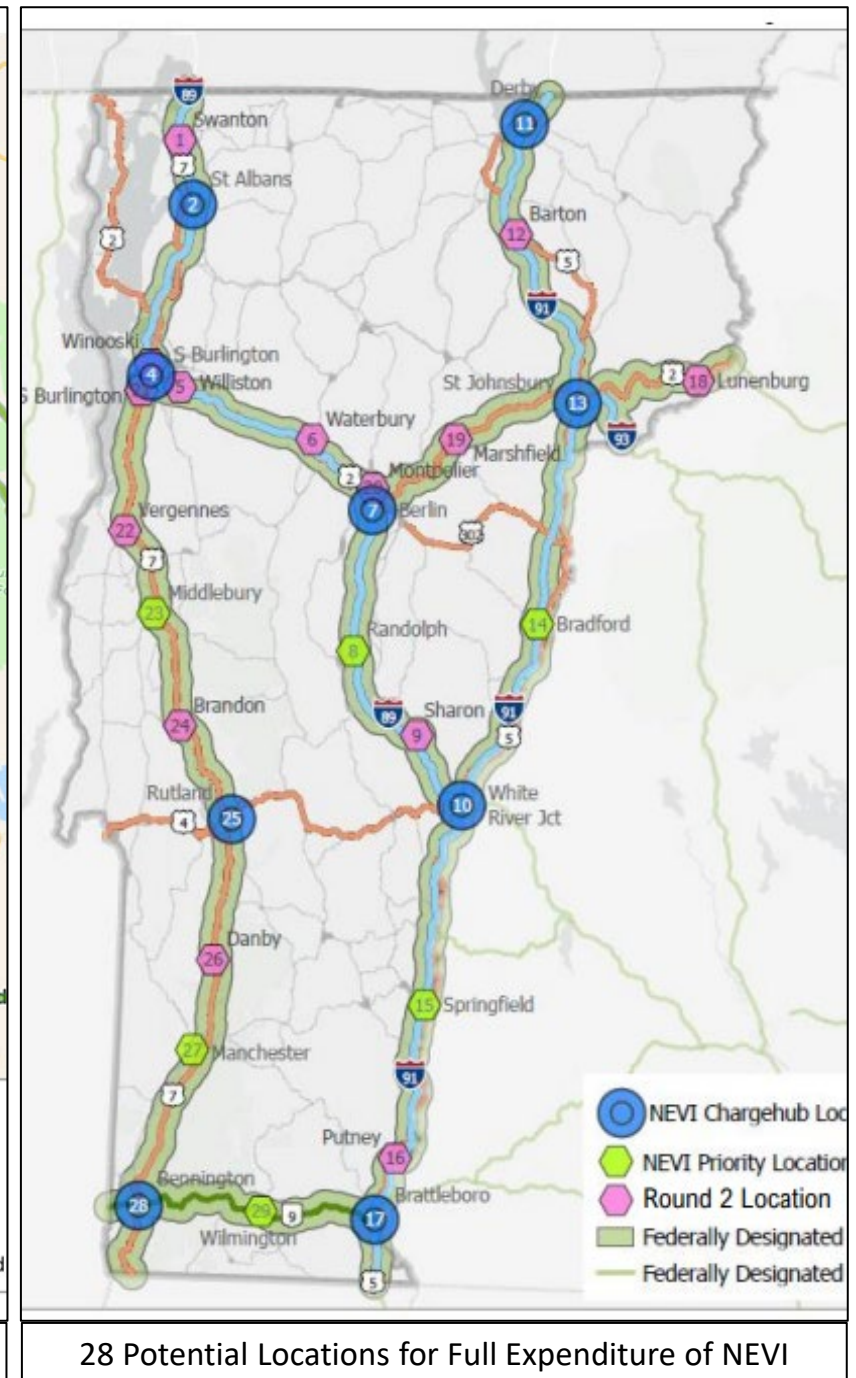
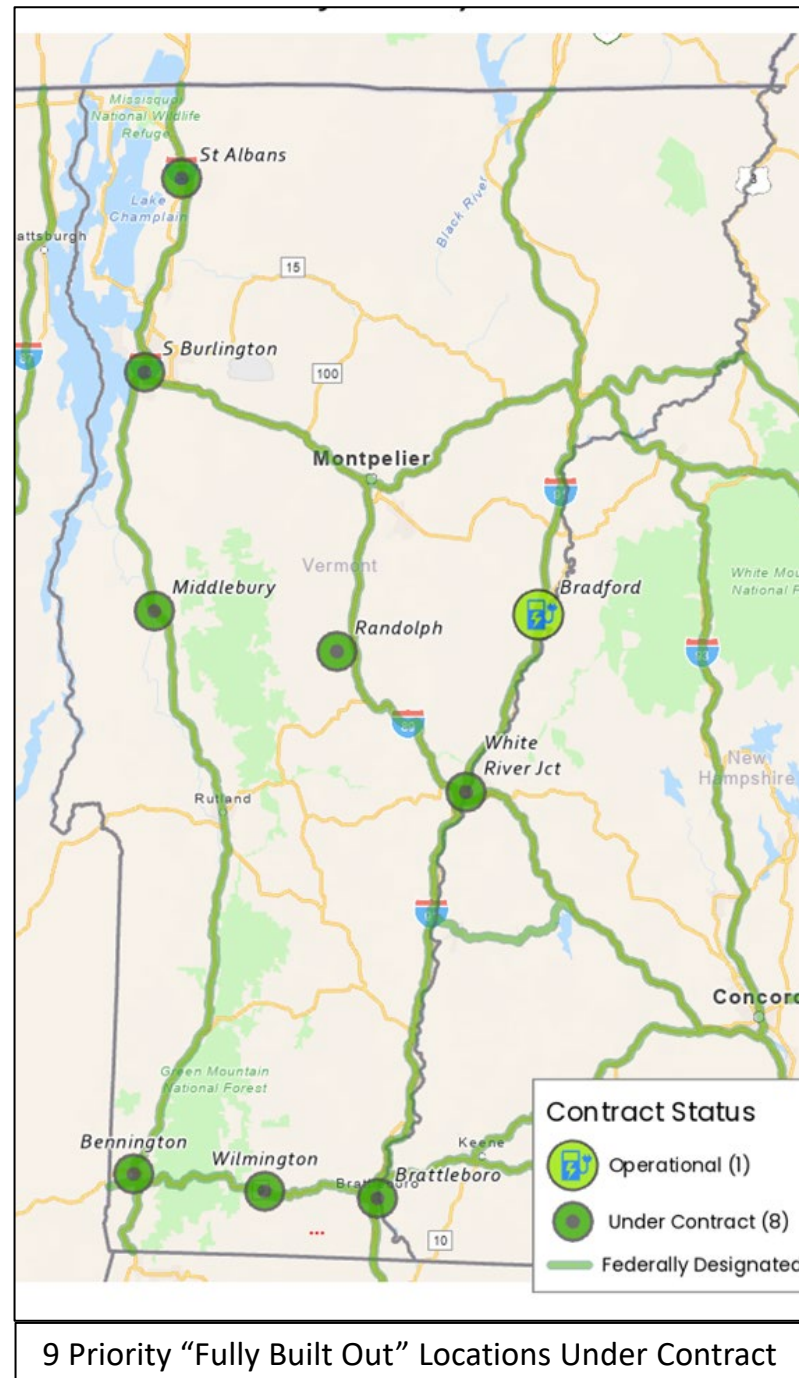
\$37m Apportioned
\$37m Allocated

PROJECT NAME	PROJECT NUMBER	MAJOR PROGRAM CATEGORY NAME	PLANNED OBLIGATIONS	ACTUAL OBLIGATED
COVENTRY	BF 0251(49)	State Highway Bridges		\$478,822.17
ELMORE	STP CULV(64)	State Highway Bridges		\$1,550,059.00
GRAFTON	BF 0125(6)	Town Highway Bridges		\$2,772,880.95
PITTSFORD	BF 019-3(59)	State Highway Bridges		\$3,335,434.48
SEARSBURG	BF 010-1(50)	State Highway Bridges		\$1,679,945.12
SHAFTSBURY	STP 014-1(6)	State Highway Bridges		\$594,590.36
SPRINGFIELD	BF 0134(49)	Town Highway Bridges		\$998,550.00
WILMINGTON	NH CULV(61)	Roadway Projects		\$631,023.62
WORCESTER	BF 0241(56)	State Highway Bridges		\$739,698.12
WORCESTER	BF 0241(59)	State Highway Bridges		\$1,202,167.40
FAIRLEE	IM 091-2(97)	Roadway Projects	\$7,265,734.08	\$0.00
KILLINGTON-STOCKBRIDGE	ER STP 022-1(25)	Paving	\$7,609,602.00	\$0.00
Resilience Improvement Plan	RIP0(22)	Planning	\$746,631.00	\$360,000.00
FFY24 External Research	VTRC(24)	Planning		\$120,000.00
Flexed to STBG			\$7,100,396.00	
Grand Total			\$36,705,534.30	

IJA National Electric Vehicle Infrastructure

\$21.2m NEVI
+\$2m ARPA

Solicitation	# of Locations	Contract (\$)
Pilot	1	\$630k
Round 1	8	\$6m ^{NEVI} + \$2M ^{GF}
Round 2	TBD	\$13m
Admin, PE, & Oversight	NA	\$2m





Questions



Andrea Wright VTrans
Environmental Policy Manager
Andrea.Wright@vermont.gov
802-917-1586

Environmental Policy & Sustainability
general mailbox
aot.climate@vermont.gov