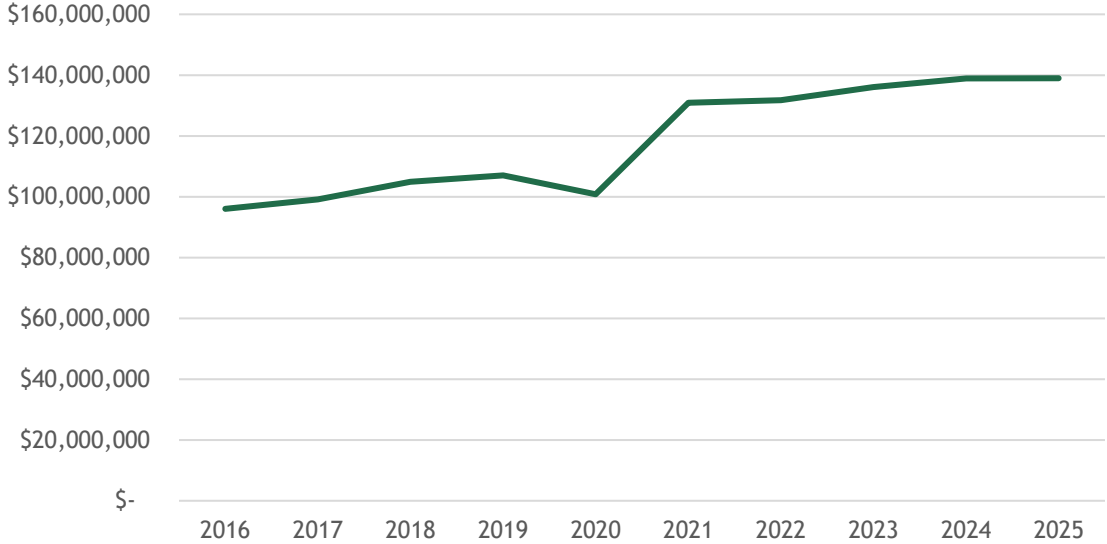


# Top Fees Collected- FY2016-FY2025

	2016	2017	2018	2019	2020	2021	2022	2023	2024	2025
Purchase & Use	\$ 96,022,073	\$ 99,175,744	\$ 104,893,490	\$ 107,014,324	\$ 100,850,534	\$ 130,912,637	\$ 131,733,410	\$ 136,039,628	\$ 138,904,404	\$ 138,976,570
Motor Vehicle Registrations				\$ 59,847,684	\$ 58,636,341	\$ 62,237,677	\$ 61,522,368	\$ 62,596,143	\$ 67,275,459	\$ 71,902,396
Driver Licenses				\$ 10,793,670	\$ 10,436,938	\$ 14,051,662	\$ 13,266,407	\$ 13,361,870	\$ 14,784,026	\$ 15,202,623
Title Certificate	\$ 5,607,874	\$ 5,923,871	\$ 6,089,700	\$ 5,676,300	\$ 4,960,604	\$ 6,008,524	\$ 5,416,643	\$ 5,222,142	\$ 5,998,196	\$ 7,786,832
IRP From Foreign	\$ 5,048,520	\$ 5,017,317	\$ 5,922,995	\$ 5,659,838	\$ 5,346,052	\$ 5,769,590	\$ 5,852,046	\$ 6,048,640	\$ 5,742,848	\$ 6,816,143
Use Tax- Vehicle Rental	\$ 4,116,919	\$ 4,062,096	\$ 4,534,394	\$ 4,793,801	\$ 4,553,751	\$ 3,147,057	\$ 5,347,047	\$ 6,127,674	\$ 5,955,253	\$ 6,066,954
IRP In State	\$ 4,778,978	\$ 5,111,848	\$ 5,036,613	\$ 5,041,824	\$ 4,851,911	\$ 5,115,914	\$ 4,787,189	\$ 4,892,136	\$ 5,225,298	\$ 5,904,323
Oversize Permits	\$ 3,233,044	\$ 3,782,689	\$ 3,709,876	\$ 3,956,590	\$ 3,769,753	\$ 3,958,628	\$ 3,904,063	\$ 4,042,715	\$ 4,318,915	\$ 4,824,640
Inspection Sticker Fees	\$ 1,490,816	\$ 1,747,251	\$ 2,759,648	\$ 3,370,317	\$ 3,129,130	\$ 3,269,322	\$ 2,263,344	\$ 2,890,561	\$ 3,012,966	\$ 3,336,894
Commercial Driver License	\$ 612,658	\$ 509,375	\$ 565,590	\$ 795,453	\$ 614,832	\$ 411,860	\$ 529,707	\$ 608,923	\$ 558,305	\$ 523,215

# Purchase & Use Tax

Fiscal Year	Total Collected
2016	\$ 96,022,073
2017	\$ 99,175,744
2018	\$ 104,893,490
2019	\$ 107,014,324
2020	\$ 100,850,534
2021	\$ 130,912,637
2022	\$ 131,733,410
2023	\$ 136,039,628
2024	\$ 138,904,404
2025	\$ 138,976,570

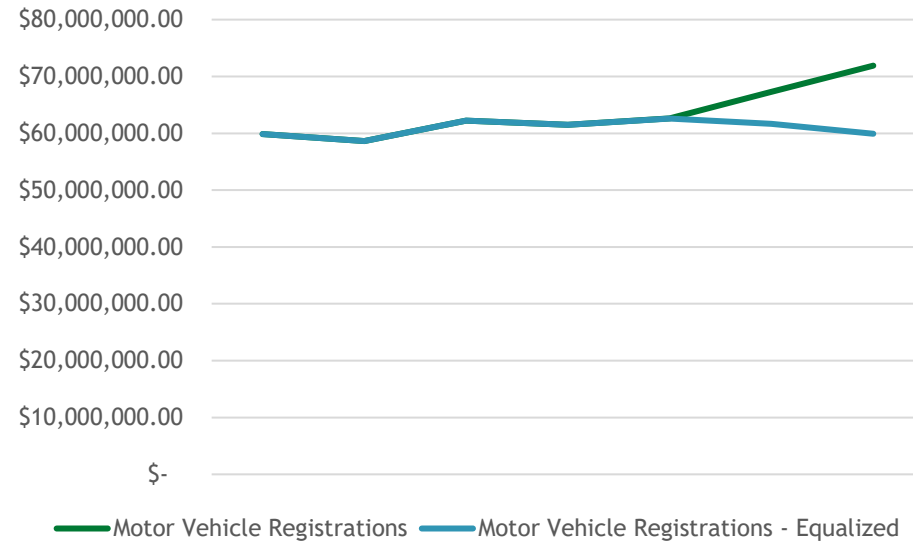


# Motor Vehicle Registrations

Fiscal Year	Motor Vehicle Registration	Motor Vehicle Registration - Equalized
2019	\$ 59,847,684	\$ 59,847,684
2020	\$ 58,636,341	\$ 58,636,341
2021	\$ 62,237,677	\$ 62,237,677
2022	\$ 61,522,368	\$ 61,522,368
2023	\$ 62,596,143	\$ 62,596,143
2024	\$ 67,275,459	\$ 61,669,171
2025	\$ 71,902,396	\$ 59,918,663

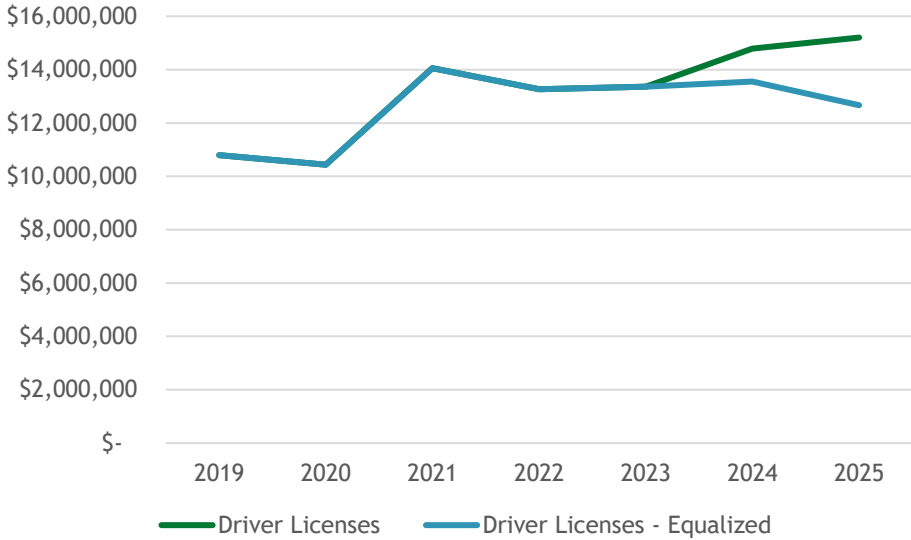
## 2023 vs 2025

- ▶ 14.87% increase
- ▶ Equalized 3.73% decrease



# Driver Licenses - Non-Commercial

Fiscal Year	Motor Vehicle Registration	Motor Vehicle Registration - Equalized
2019	\$ 10,793,670	\$ 10,793,670
2020	\$ 10,436,938	\$ 10,436,938
2021	\$ 14,051,662	\$ 14,051,662
2022	\$ 13,266,407	\$ 13,266,407
2023	\$ 13,361,870	\$ 13,361,870
2024	\$ 14,784,026	\$ 13,552,024
2025	\$ 15,202,623	\$ 12,668,852



### 2023 vs 2025

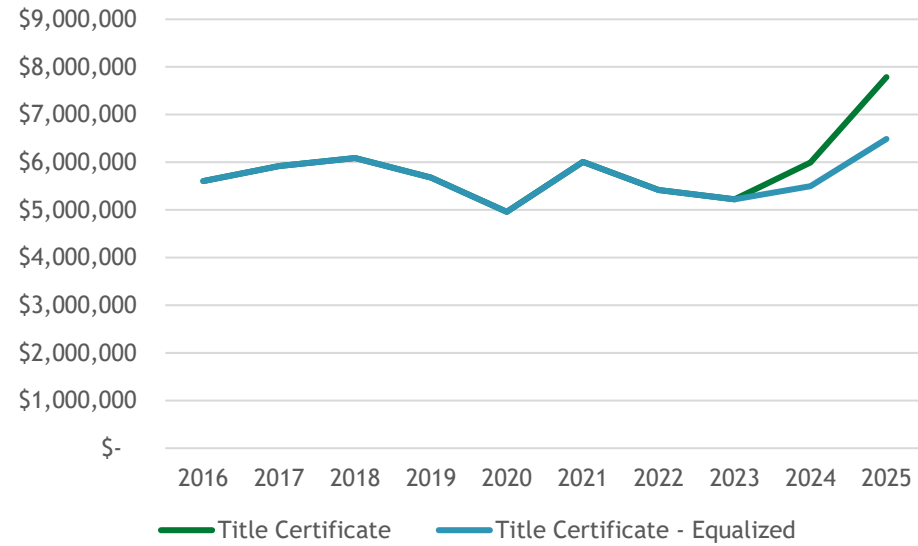
- ▶ 13.78% increase
- ▶ Equalized 5.19% decrease

# Title Certificates

Fiscal Year	Title Certificates	Title Certificates - Equalized
2016	\$ 5,607,874	\$ 5,607,874
2017	\$ 5,923,871	\$ 5,923,871
2018	\$ 6,089,700	\$ 6,089,700
2019	\$ 5,676,300	\$ 5,676,300
2020	\$ 4,960,604	\$ 4,960,604
2021	\$ 6,008,524	\$ 6,008,524
2022	\$ 5,416,643	\$ 5,416,643
2023	\$ 5,222,142	\$ 5,222,142
2024	\$ 5,998,196	\$ 5,498,346
2025	\$ 7,786,832	\$ 6,489,026

## 2023 vs 2025

- ▶ 49.11% increase
- ▶ Equalized 24.26% increase

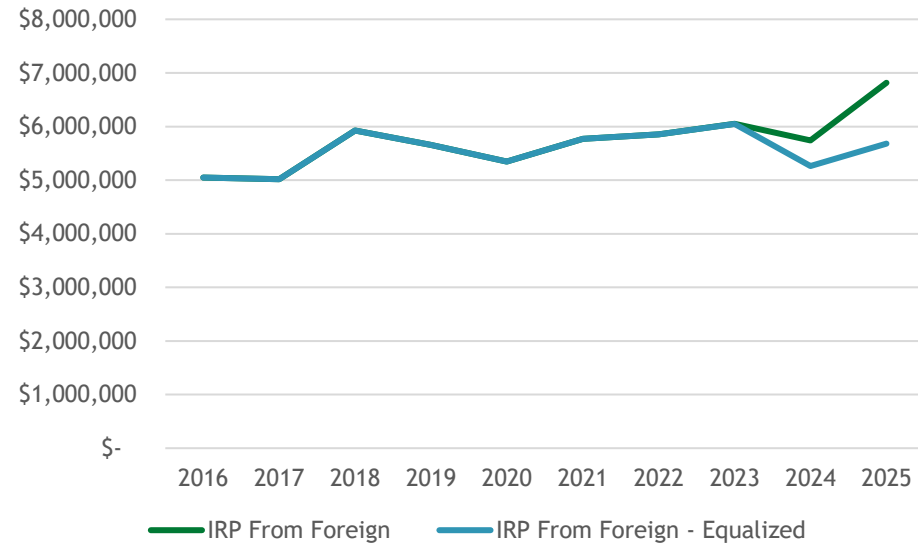


# IRP From Foreign

Fiscal Year	IRP From Foreign	IRP From Foreign - Equalized
2016	\$ 5,048,520	\$ 5,048,520
2017	\$ 5,017,317	\$ 5,017,317
2018	\$ 5,922,995	\$ 5,922,995
2019	\$ 5,659,838	\$ 5,659,838
2020	\$ 5,346,052	\$ 5,346,052
2021	\$ 5,769,590	\$ 5,769,590
2022	\$ 5,852,046	\$ 5,852,046
2023	\$ 6,048,640	\$ 6,048,640
2024	\$ 5,742,848	\$ 5,264,277
2025	\$ 6,816,143	\$ 5,680,119

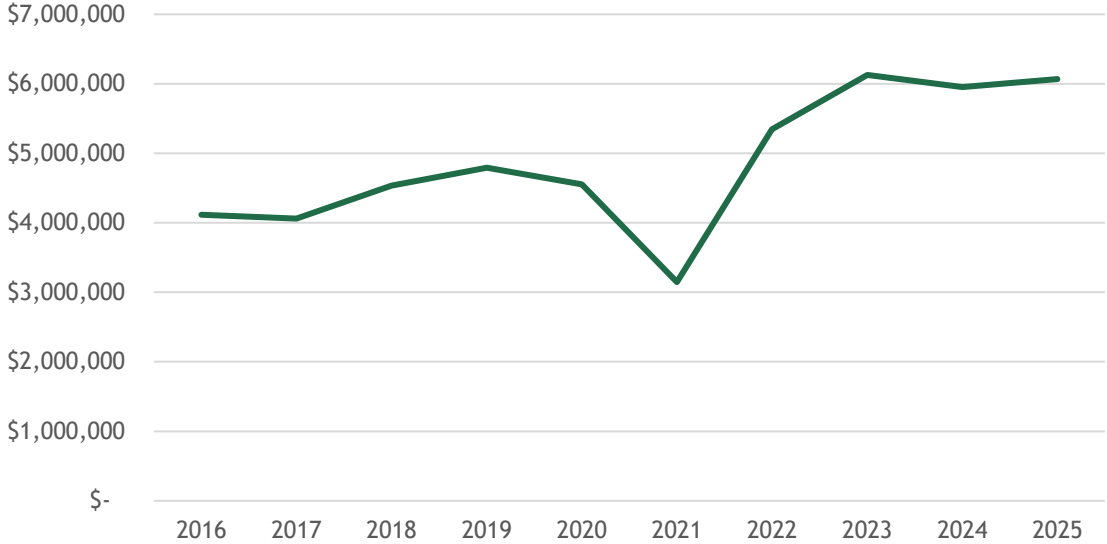
## 2023 vs 2025

- ▶ 12.69% increase
- ▶ Equalized 6.09% decrease



# Use Tax - Vehicle Rental

Fiscal Year	Total Collected
2016	\$ 4,116,919
2017	\$ 4,062,096
2018	\$ 4,534,394
2019	\$ 4,793,801
2020	\$ 4,553,751
2021	\$ 3,147,057
2022	\$ 5,347,047
2023	\$ 6,127,674
2024	\$ 5,955,253
2025	\$ 6,066,954

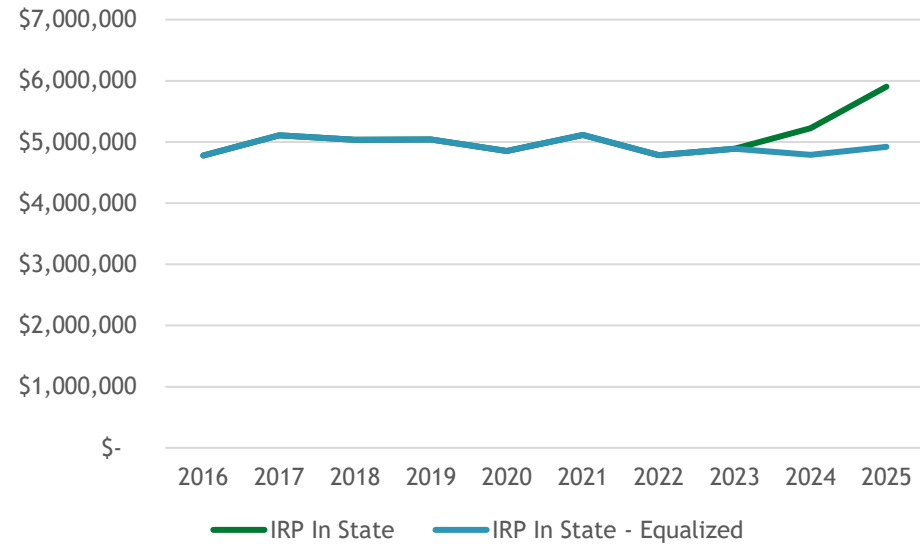


# IRP In State

Fiscal Year	IRP In State	IRP In State - Equalized
2016	\$ 4,778,978	\$ 4,778,978
2017	\$ 5,111,848	\$ 5,111,848
2018	\$ 5,036,613	\$ 5,036,613
2019	\$ 5,041,824	\$ 5,041,824
2020	\$ 4,851,911	\$ 4,851,911
2021	\$ 5,115,914	\$ 5,115,914
2022	\$ 4,787,189	\$ 4,787,189
2023	\$ 4,892,136	\$ 4,892,136
2024	\$ 5,225,298	\$ 4,789,857
2025	\$ 5,904,323	\$ 4,920,269

## 2023 vs 2025

- ▶ 20.69% increase
- ▶ Equalized 0.58% increase

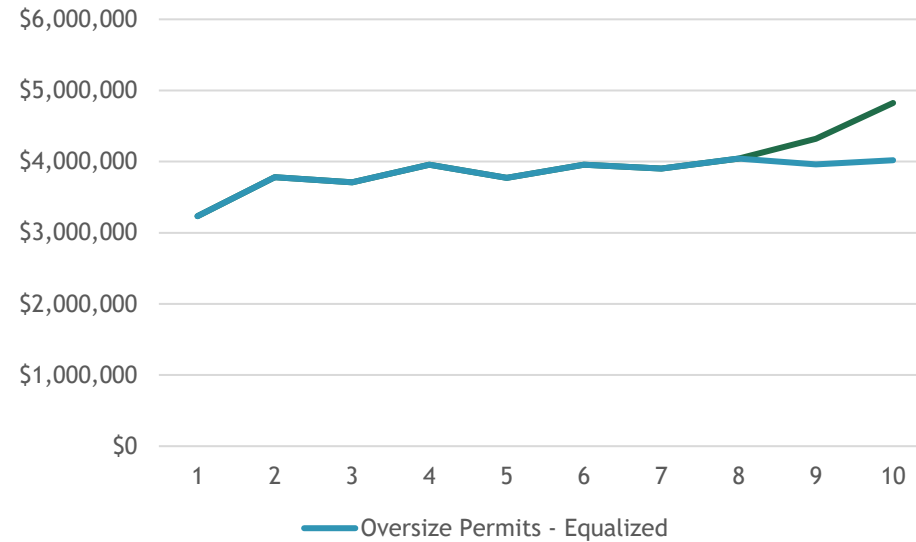


# Oversize Permits

Fiscal Year	Oversize Permits	Oversize Permits - Equalized
2016	\$ 3,233,044	\$ 3,233,044
2017	\$ 3,782,689	\$ 3,782,689
2018	\$ 3,709,876	\$ 3,709,876
2019	\$ 3,956,590	\$ 3,956,590
2020	\$ 3,769,753	\$ 3,769,753
2021	\$ 3,958,628	\$ 3,958,628
2022	\$ 3,904,063	\$ 3,904,063
2023	\$ 4,042,715	\$ 4,042,715
2024	\$ 4,318,915	\$ 3,959,006
2025	\$ 4,824,640	\$ 4,020,534

## 2023 vs 2025

- ▶ 19.34% increase
- ▶ Equalized 0.55% decrease

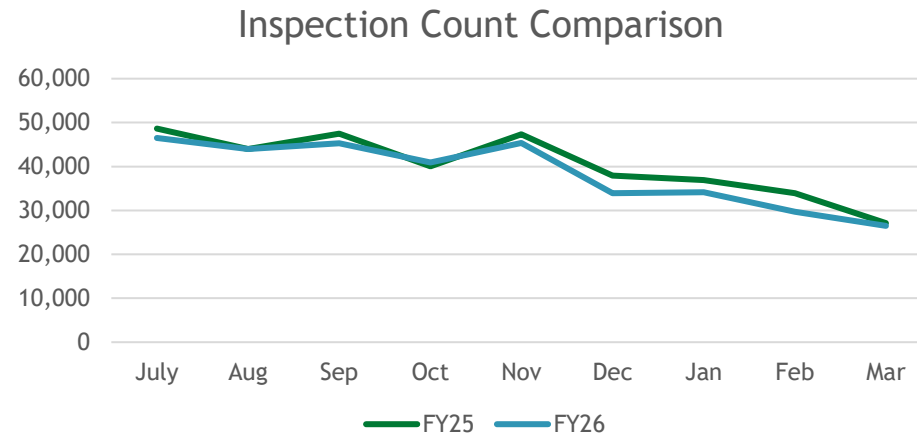
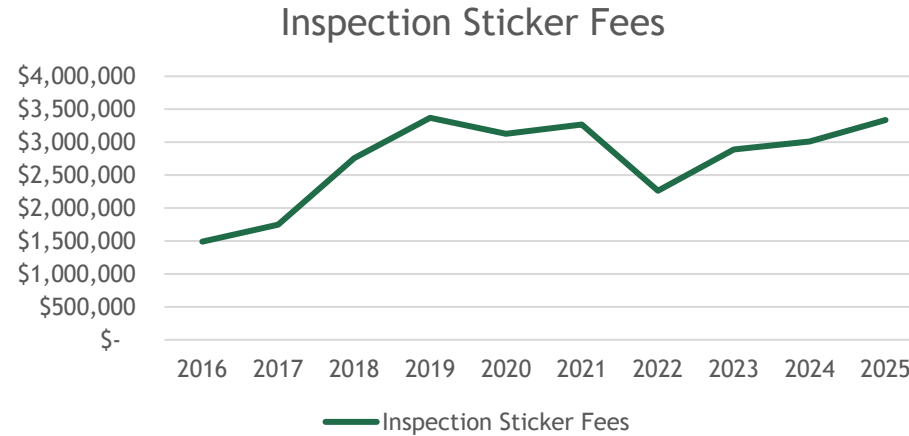


# Inspection Stickers

Fiscal Year	Inspection Sticker Fees
2016	\$ 1,490,816
2017	\$ 1,747,251
2018	\$ 2,759,648
2019	\$ 3,370,317
2020	\$ 3,129,130
2021	\$ 3,269,322
2022	\$ 2,263,344
2023	\$ 2,890,561
2024	\$ 3,012,966
2025	\$ 3,336,894

## 2023 vs 2025

▶ 2.07% increase



Month	Count FY2025	Count FY2026
July	48,639	46,502
August	43,974	44,014
September	47,451	45,266
October	40,067	40,928
November	47,361	45,351
December	37,942	33,912
January	36,939	34,167
February	33,890	29,711
March	27,110	26,484

# Commercial Driver Licenses

Fiscal Year	Commercial Driver License	Commercial Driver License - Equalized
2016	\$ 636,000	\$ 636,000
2017	\$ 612,658	\$ 612,658
2018	\$ 509,375	\$ 509,375
2019	\$ 565,590	\$ 565,590
2020	\$ 795,453	\$ 795,453
2021	\$ 614,832	\$ 614,832
2022	\$ 411,860	\$ 411,860
2023	\$ 529,707	\$ 529,707
2024	\$ 608,923	\$ 608,923
2025	\$ 558,305	\$ 511,780

