
Clean Transportation Incentive Programs Annual Review - 2025

REPORT TO THE LEGISLATURE PURSUANT TO 19 V.S.A. § 2905

HOUSE TRANSPORTATION COMMITTEE, MARCH 9, 2026

ANDREA WRIGHT, ENVIRONMENTAL POLICY MANAGER

PATRICK MURPHY, STATE POLICY DIRECTOR

Clean Vehicle Incentives Program Annual Reporting

19 V.S.A § 2905

§ 2905. Annual reporting; vehicle incentive programs

(a) The Agency shall annually evaluate the programs established under sections 2902–2904 of this chapter to gauge effectiveness and shall submit a written report on the effectiveness of the programs and the State’s marketing and outreach efforts related to the programs to the House and Senate Committees on Transportation, the House Committee on Energy and Digital Infrastructure, and the Senate Committee on Natural Resources and Energy on or before January 31 in each year following a year that an incentive was provided through one of the programs.

(b) The report shall also include:

(1) any intended modifications to program guidelines for the upcoming fiscal year along with an explanation for the reasoning behind the modifications and how the modifications will yield greater uptake of PEVs and other means of transportation that will reduce greenhouse gas emissions;

(2) any recommendations on statutory modifications to the programs, including to income and vehicle eligibility, along with an explanation for the reasoning behind the statutory modification recommendations and how the modifications will yield greater uptake of PEVs and other means of transportation that will reduce greenhouse gas emissions; and

(3) any recommendations for how to better conduct outreach and marketing to ensure the greatest possible uptake of incentives under the programs.

(c) Notwithstanding 2 V.S.A. § 20(d), the annual report required under this section shall continue to be required if an incentive is provided through one of the programs unless the General Assembly takes specific action to repeal the report requirement. (Added 2023, No. 62, § 19, eff. July 1, 2023; amended 2023, No. 85 (Adj. Sess.), § 58, eff. July 1, 2024; 2023, No. 148 (Adj. Sess.), § 21, eff. July 1, 2024.)

Clean Transportation Incentive Programs

\$27+ million
authorized

	New Plug-In Electric Vehicle (PEV) Incentive Program	\$17.1 million authorized \$210,000 repurposed Closed effective 10/8/2024
	MileageSmart (Used High Efficiency Vehicle Incentive)	\$6.6 million authorized \$1.4 million added from RYR Closed effective 10/8/2024
	Replace Your Ride (RYR)	\$4.5 million authorized \$3.245 million repurposed Closed effective 10/8/2024
	eBike Incentive Program	\$325,000 authorized Closed effective 6/30/2025
	Electrify Your Fleet (EYF)	\$500,000 authorized \$325,000 repurposed Closed effective 8/31/2025

Clean Transportation Incentive Programs

\$23.5M
issued

Almost 7,000 incentives issued
67% of incentives issued and
79% funding received by
households with lower incomes



New Plug-In Electric Vehicle
(PEV) Incentive Program

4,603 incentives issued
\$15,395,000 paid out



MileageSmart (Used High
Efficiency Vehicle Incentive)

1,277 incentives issued
\$5,685,300 paid out



Replace Your Ride (RYR)

451 incentives issued
\$2,014,500 paid out



eBike Incentive Program

606 incentives issued
\$274,728 paid out



Electrify Your Fleet (EYF)

54 incentives issued
\$142,171 paid out

Electric Bicycle Incentive Program

\$325,000

Act 55 2021: \$50,000

Act 184 2022: \$50,000

Act 3 of 2023: \$100,000

Act 62 2023: \$50,000

Act 148 2024: \$75,000

Consumer Eligibility

- Vermont resident age 18 or older; Not claimed as a dependent on tax filings; Vermont Driver's License; Attest to income eligibility (see below); One per individual; Agree to not use eBike solely for recreation

eBike Eligibility

- Must be new and not intended for resale; meet UL 2849 and/or EN 15194 standards, or have at least a 1-year warranty on electric components; Standard eBikes, Cargo eBike designed for transporting, Adaptive eBike

Incentive Amounts

- Round 1
 - LI : up to \$400, Up to 50% of purchase price
 - MI: Up to \$250, Up to 25% of purchase price
- Round 2 & 3
 - LI: Standard eBike: \$400; Cargo eBike: \$800; Adaptive eBike: \$800
 - MI: Not eligible

Electric Bicycle Incentive Program

2025 Summary

2025 Summary

- Distributed \$25,998
- Issued 46 incentives
 - Average incentive was \$565; 30% of purchase price
 - 27 standard eBikes and 19 cargo eBikes
 - 100% issued to lower income Vermonters
- 19 Participating bike shops
- Closed June 30, 2025

Electric Bicycle Incentive Program Overall Outcomes

Round	Adaptive #	Adaptive \$	Cargo #	Cargo \$	Standard #	Standard \$	Total #	Total \$
1	1	\$250	23	\$7,850	255	\$83,918	279	\$92,018
2	8	\$5,998	54	\$72,725	148	\$63,590	210	\$112,312
3	3	\$2,400	54	\$41,198	60	\$26,800	117	\$70,398
Total	12	\$8,648	131	\$91,773	454	\$174,308	606	\$274,728

Round 1 – SFY22/23 Round 2 - SFY24 Round 3 – SFY25

\$274,278

606 incentives

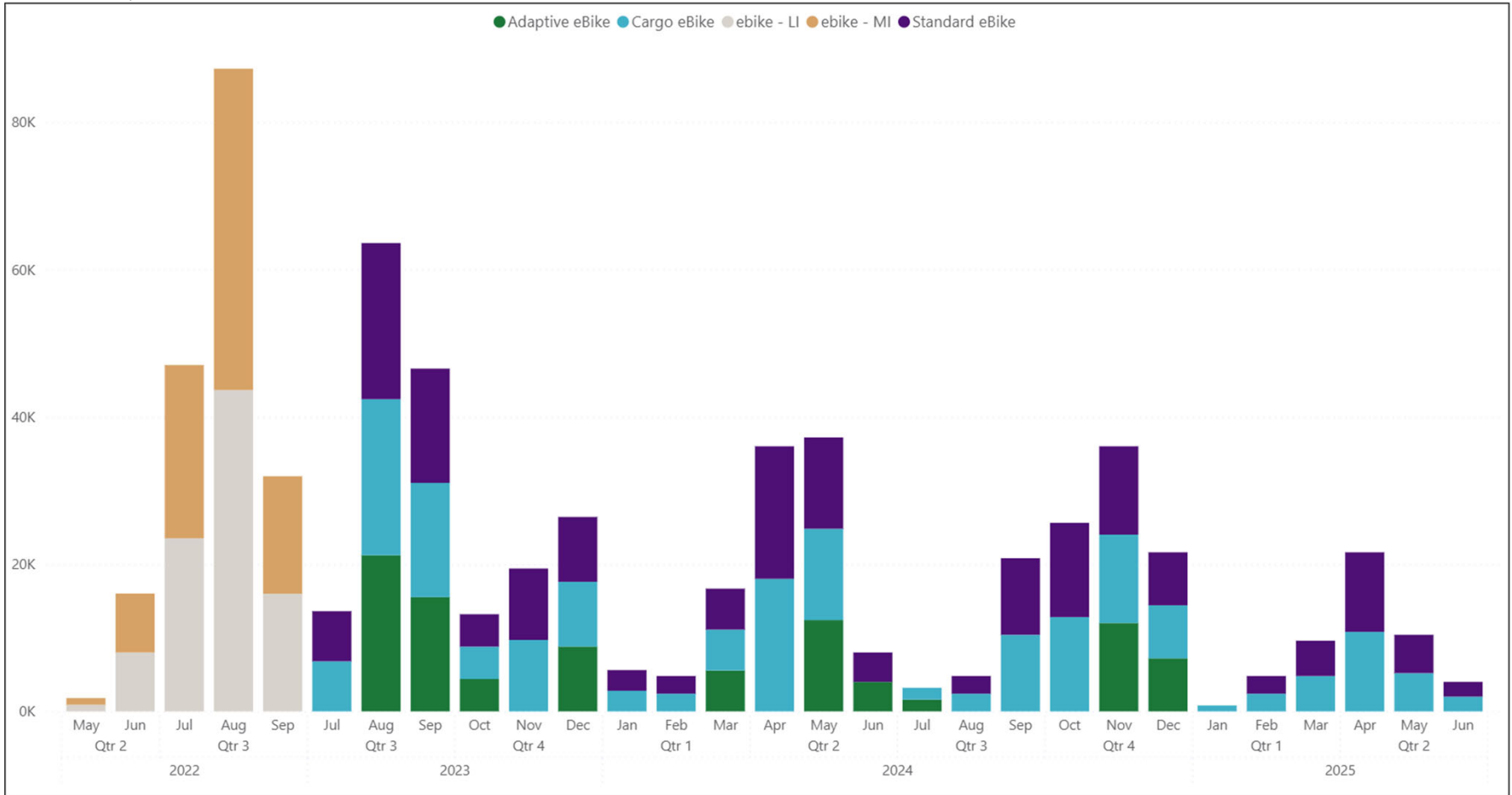
Average \$453 / 25%

33 Local Bike Shops

Electric Bicycle Expenditures

[Back to report](#)

EBIKE INCENTIVE EXPENDITURE



Electric Bicycle Incentive Program by Income Level

Round	Lower Income #	Lower Income \$	Middle Income #	Middle Income \$
1	155	\$61,294	124	\$30,724
2	210	\$112,312	--	--
3	117	\$70,398	--	--
Total	482	\$244,004	124	\$30,724

Round 1 – SFY22/23

Round 2 - SFY24

Round 3 – SFY25

80% of all incentives; 88% of all funding issued to lower income Vermonters
100% Round 2 & 3 to lower income

Moderate Income

124 eBikes

1 adaptive, 9 cargo, 114 standard

Lower Income

482 eBikes

10 adaptive, 122 cargo, 350 standard

Round 1

Lower Income: 155 for \$61,294 **Moderate Income** 124 for \$30,724

Rounds 2&3

Lower Income Adaptive 14 for \$11,198; Cargo 118 for \$93,571; Standard 195 for \$77,942

Electrify Your Fleet Incentive Program

Electrify Your Fleet
Act 62 2023: \$500,000

Eligible Recipients

- Business, municipalities and municipal organizations, nonprofit institutions, nonprofit mobility services organizations, for-profit businesses registered in VT

Eligible Vehicles

- Battery All-Electric Vehicles (BEV/AEV); Plug-in Hybrid Electric Vehicles (PHEV); eBikes and e-Cargo bicycles, Adaptive eBikes; e-Motorcycles; e-all terrain/utility vehicles (ATVs/UTVs)

Incentive Amounts

- Standard
 - Up to 20 incentives at \$2,500
- Enhanced for nonprofit mobility service organizations
 - Up to 5 incentives at \$5,000, and
 - Up to 15 incentives at \$2,500

Electrify Your Fleet Incentive Program

2025 Summary

2025 Summary

- Distributed \$55,921
- Issued 20 incentives
 - average amount \$2,796
 - average 8.26%
 - 1 eBike, 2 eUTVs, 3 PHEVs, and 14 AEVs
- Organizations
 - 12 public
 - 4 small businesses
 - 3 nonprofit mobility service
 - 1 nonprofit
- Closed August 31, 2025

Electrify Your Fleet Incentive Program Overall Outcomes

\$142,171
issued through
55 incentives

Incentive issued by recipient type

Recipient Type	# Issued	\$ Issued
Public Organization	31	\$77,500
Non-Profit Organization	6	\$11,250
Non-Profit Mobility Services Org.	5	\$25,000
Small Business	10	\$23,421
Large Business	2	\$5,000
Total	54	\$142,171

Incentives issued by vehicle type

Incentive Type	# Issued	\$ Issued
AEV*	39	\$110,000
PHEV	8	\$20,000
eBike	3	\$2,171
eATV/eUTV	3	\$7,500
eSnowmobile	1	\$2,500
Total	54	\$142,171

*Five at \$5,000 each issued to Non-Profit Mobility Services Organizations

Marketing and Outreach

Drive Electric Vermont / VEIC

- Website
 - Incentive Information (Eligibility and Application)
- Resources
 - Incentive Calculator
 - Vehicle Comparison Tool
 - Operations and Maintenance Information
- Incentive Dashboard
- Translated Information
- Events – Tabling and Ride & Drives
- Quarterly Stakeholder Meetings
- Dealership training and incentives
- Green Savings Smart and coordination with community organizations

AOT (EPS + Partners)

- Website
 - Incentive Information (Eligibility and Application)
- Social Media Posts
- Newsletter
- Tabling at events
- Press releases
- Webinars
- Coordinated outreach with Climate Action Office
- Translated information

Clean Transportation Incentive Programs

4,224 AEVs

1,582 PHEVs

549 HEVs

609 eBikes

3 eUTVs

1 eSnowmobile

23 mobility cards



New Plug-In Electric Vehicle (PEV) Incentive Program

3,395 all-electric vehicles (AEV)
1,208 plug-in hybrid electric vehicles (PHEV)



MileageSmart (Used High Efficiency Vehicle Incentive)

448 AEV
284 PHEV
545 HEV



Replace Your Ride (RYR)

451 -10+yo vehicles retired
342 AEV; 82 PHEV; 23 mobility cards; 4 HEV



eBike Incentive Program

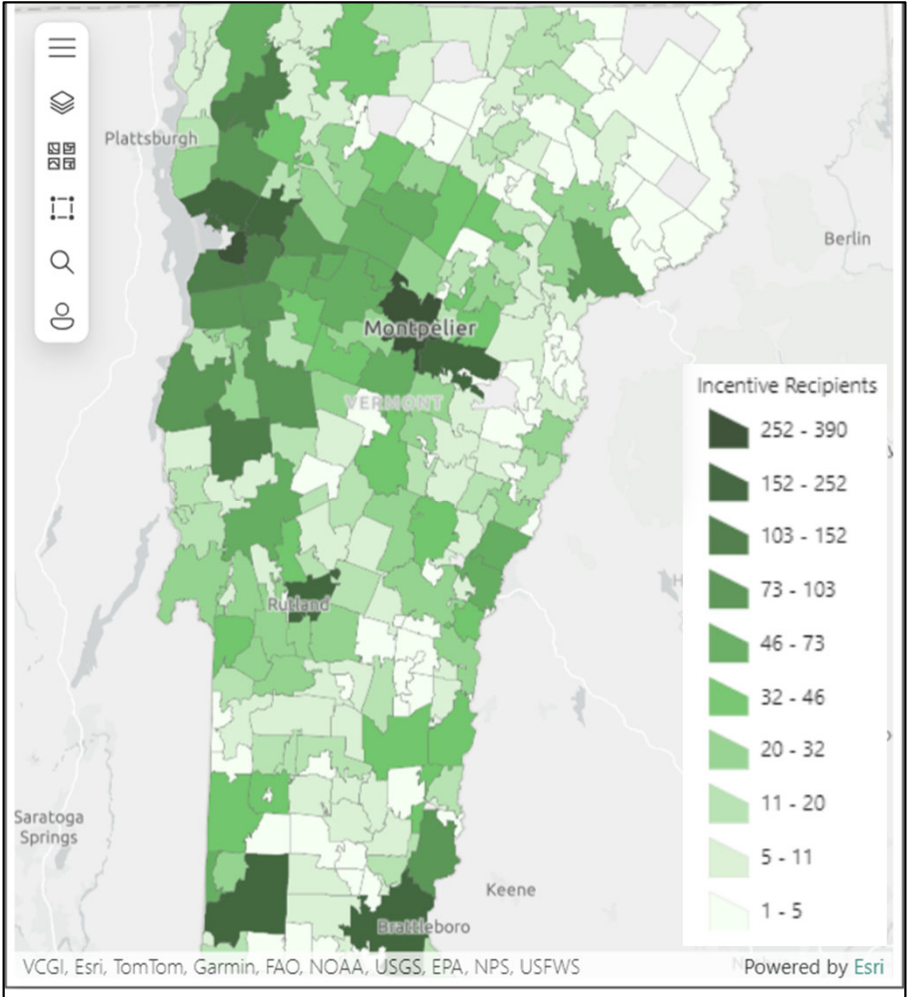
11 adaptive eBikes
131 cargo eBikes
464 standard eBikes



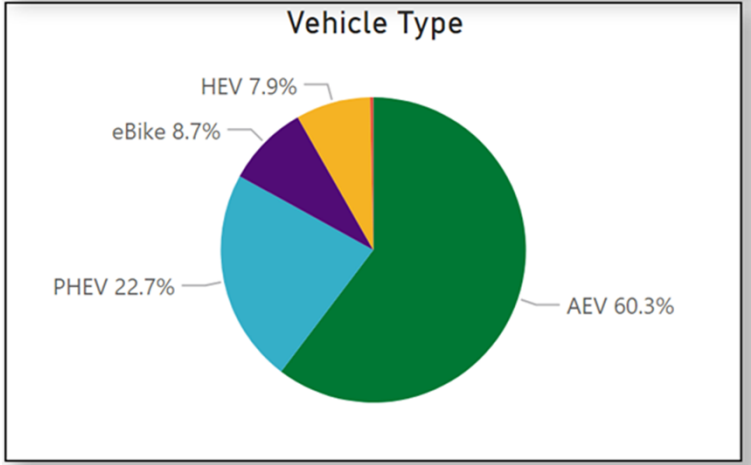
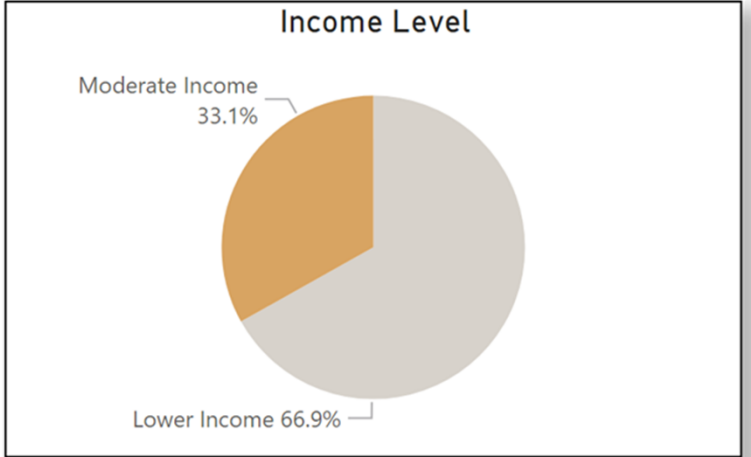
Electrify Your Fleet (EYF)

39 AEV, 8 PHEV
3 eBike; 3 eUTV; 1 eSnowmobile

Count of All Clean Transportation Incentives by Resident Zip Code



% of All Incentives Issued by Income Level and Vehicle Type



Resources:

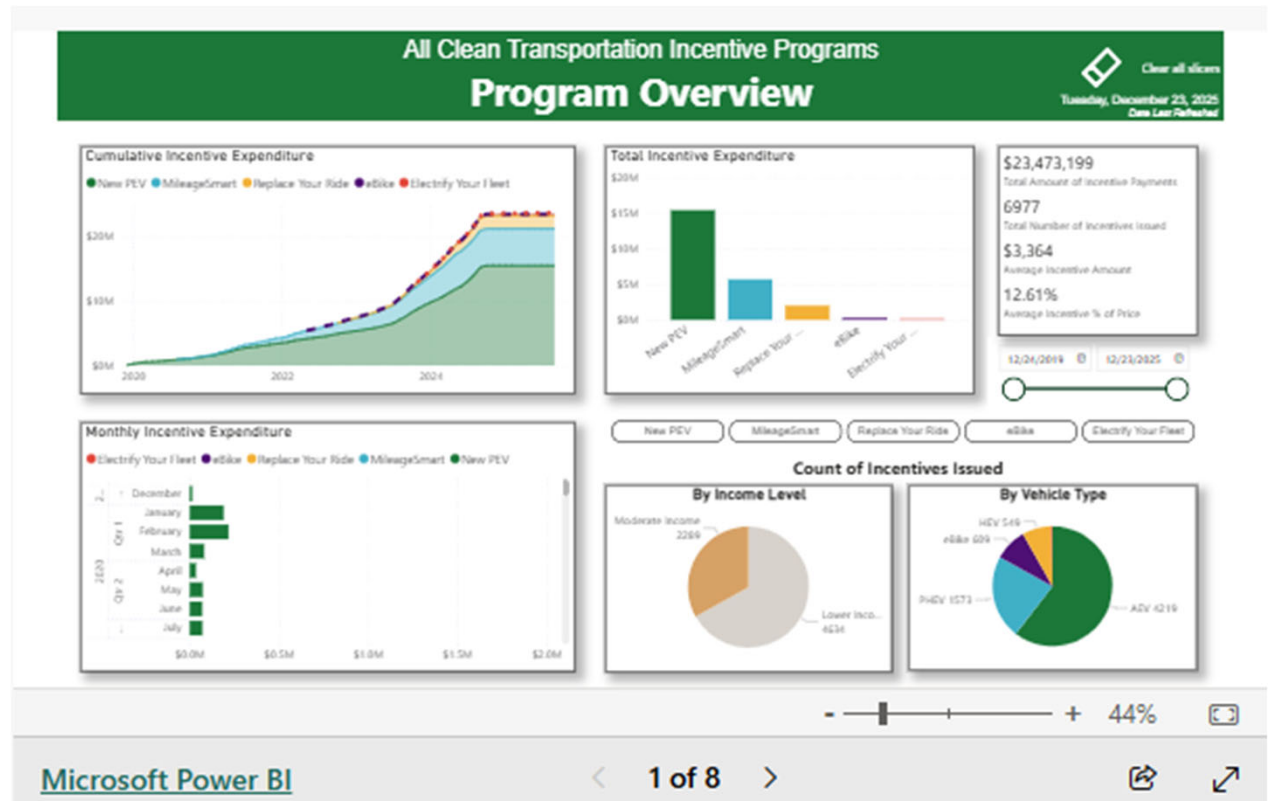


[Clean Transportation Incentives Webpage](#)



[VT's Clean Transportation Incentives Blog](#)

VTrans Dashboard



Questions and Comments

Andrea Wright, Environmental Policy Manager, andrea.wright@vermont.gov

Patrick Murphy, State Policy Director, patrick.murphy@vermont.gov