

# **Report to the Vermont Legislature On FY 2027 Budget**

Submitted to: House & Senate Appropriations Committees

Submitted by: Charity R. Clark, Attorney General

Prepared by: Marcey Hodgdon, Fiscal Director &  
Kathy Cyr, Financial Director  
Administrative Division

Report Date: February 2, 2026



# OFFICE OF THE ATTORNEY GENERAL FY 2027 BUDGET PRESENTATION

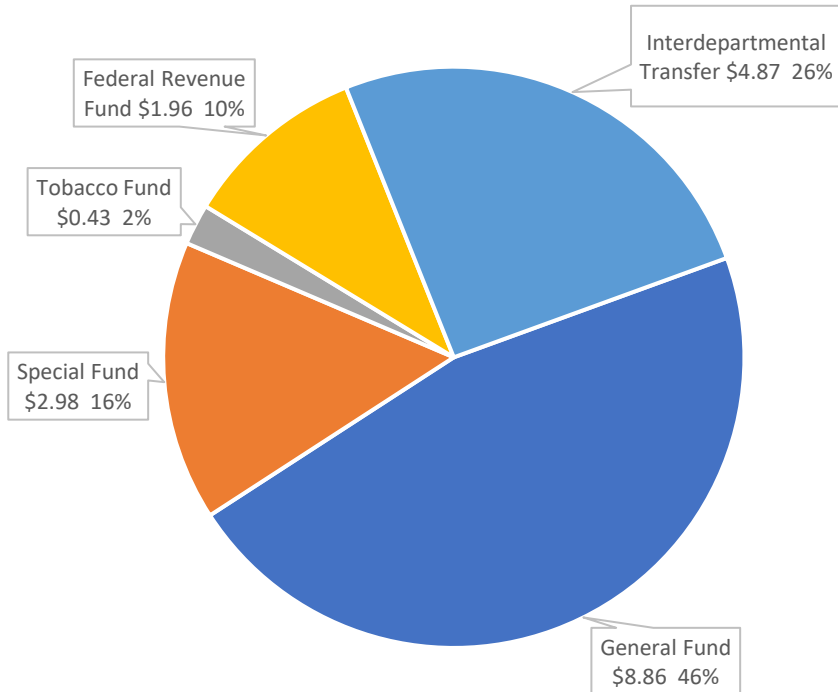
2026 House and Senate Appropriations  
Committees



# OFFICE OF THE ATTORNEY GENERAL FY 2027 BUDGET REQUEST

**MISSION:** To use our authority and expertise as the State of Vermont's independent law office to represent state government, protect the public interest and the environment, and enforce the law with equal right and justice to all.

Governor's Recommend Budget  
FY 2027 (\$19.1 million)



## FY 2027 SUMMARY & OFFICE COMPILATION

- \$746,796, 9.2% GF increase over FY 2026
- 147 Positions Managed Statewide
  - 101 Exempts (97 AAGs), 46 Classifieds (1 AAG)
  - 93 Positions on AGO Payroll
  - 54 Positions embedded in agencies & departments across state government
- The Office has two (2) appropriations:
  - Attorney General – Six (6) Divisions
    1. Administration
    2. Environmental & Public Protection
    3. Criminal
    4. General Counsel & Administrative Law
    5. Human Services
    6. Civil
  - Vermont Court Diversion
    - ☐ Pre- & Post-Charge Diversion
    - ☐ YSASP – Youth Substance Awareness Safety Program
    - ☐ DLS – Driving w/License Suspended Suspension
    - ☐ Pretrial Services



# OFFICE OF THE ATTORNEY GENERAL FY 2027 BUDGET

	FY26 As Passed	FY27 Gov's Recommend	\$ Change	% Change
Major Object	\$ 17,358,504	\$ 19,098,302	\$ 1,739,798	10.0%
Personal Services	\$ 15,528,059	\$ 17,032,330	\$ 1,504,271	9.7%
Operating Expenses	\$ 1,810,445	\$ 2,045,972	\$ 235,527	13.0%
Grants	\$ 20,000	\$ 20,000	\$ -	0.0%
Funding Source	\$ 17,358,504	\$ 19,098,302	\$ 1,739,798	10.0%
General Fund	\$ 8,115,240	\$ 8,862,036	\$ 746,796	9.2%
Special Fund	\$ 2,468,889	\$ 2,976,044	\$ 507,155	20.5%
Tobacco Fund	\$ 434,660	\$ 434,660	\$ -	0.0%
Federal Revenue Fund	\$ 1,809,676	\$ 1,956,258	\$ 146,582	8.1%
Interdepartmental Transfer	\$ 4,530,040	\$ 4,869,304	\$ 339,265	7.5%

## \*Personal Services Increases:

7.70% Pay Act

7.47% Retirement (Def Con)

5.00% Health Ins

\$335,000 – Case Management System

## \*Operating Increases:

Net increase of internal service funds

**\*General Fund** – 3% base increase PLUS 4.2% to cover salary & benefit base increases  
– 2% base increase for Case Management System

**\*Special Fund** – **One-time** increased spending authority from Court Ordered Fees & Reimbursements

**\*Federal Fund** – Medicaid Fraud & Residential Abuse personal services increases

**\*InterDeptTrans** – Increased salaries & benefits





# OFFICE OF THE ATTORNEY GENERAL FY 2027 BUDGET

## What's Happening?

### Protecting Vermont from Federal Overreach

- 41 lawsuits since Jan 2025 challenging unlawful Trump Administration actions
- Winning in over 90% of cases to date
- Protecting federal grant \$ coming to Vermont, immigration rights, access to health care, and more.
- Fighting attempts to dismantle federal agencies Vermonters depend on – CFPB (Consumer Financial Protection Bureau), Libraries, FEMA, AmeriCorps
- 100+ multistate amicus briefs opposing federal actions

### Major Ongoing Enforcement Cases

- Exxon & fossil fuel companies (misleading consumers)
- PFAS manufacturers
- Opioid marketers & distributors
- Meta (Instagram) & TikTok (harms to Vermont's youth)
- Monsanto (PCB contamination)
- CVS, Express Scripts, and other PBMs (Pharmacy Benefit Manager) driving up drug costs
- Vaping & illegal online tobacco sales



# OFFICE OF THE ATTORNEY GENERAL FY 2027 BUDGET

## What's Happening? - continued

### Defending Vermont

- Defending laws recently passed:
  - large-capacity magazine ban and waiting period
  - climate superfund
  - private-school tuition funding statute (religious school challenge)
- Defending the Secretary of State in federal election lawsuit

### Calendar Year 2025 Division Highlights

- 1,388 grants and contracts reviewed by the General Counsel and Administrative Law Division
- 335 investigations completed and 115 search warrants executed by the Internet Crimes Against Children Task Force (VT-ICAC)
- 8,000+ constituent contacts handled by the Consumer Assistance Program
- 815 inquiries from the public received and addressed by the Civil Rights Unit
- 27-years-to-life sentence secured in an aggravated sexual assault of a child case following a three-day trial



# OFFICE OF THE ATTORNEY GENERAL FY 2027 BUDGET

## Requests in Addition to Governor's Recommend - \$85,000

### ➤ **\$85,000 – CONVERSION & BASE FUNDING FOR HOME IMPROVEMENT SPECIALIST**

Home Improvement Specialist – This limited-service position was created by the Legislature in Act 182 (2022) for a period of two years. Last year, the 2025 Legislature provided \$80,000 in one-time funds to continue this position and program through June 30, 2026.

Since filling the position in July 2023, through December 31, 2025, the Consumer Assistance Program has helped to resolve 194 home improvement complaints. These resolutions have resulted in recovery and/or savings of over \$1.22 million to Vermonters.

The cost to achieve these recoveries/savings to Vermonters thus far totals \$194,200. That is **a return on investment of 630% over 3 ½ years.**

The number of complaints received and resolved rise year over year. The one-time funding for this position will be exhausted at the end of FY 2026.

### ➤ **\$0 – CONVERT ASSISTANT DIRECTOR OF COURT DIVERSION** – From Limited Service to Permanent – Funding included in base budget by 2025 Legislature.



# OFFICE OF THE ATTORNEY GENERAL FY 2027 BUDGET

Requests in Addition to Governor's Recommend - \$85,000

Home Improvement Matters Resolved						
Calendar Yr	2023		2024		2025	
County	Count	Amount	Count	Amount	Count	Amount
Addison	1	\$ 21,336	6	\$ 77,590	6	\$ 11,158
Bennington			4	\$ 114,828	1	\$ 250
Caledonia	2	\$ 29,000	4	\$ 23,068	2	\$ 12,200
Chittenden	11	\$ 71,127	19	\$ 114,881	32	\$ 170,044
Essex			1	\$ 660	1	\$ 443
Franklin	4	\$ 21,404	3	\$ 12,860	7	\$ 18,455
Grand Isle			2	\$ 4,400	1	\$ 68
Lamoille	1	\$ 1,000	2	\$ 2,200	3	\$ 19,181
Orange	1	\$ 7,963	2	\$ 13,125	2	\$ 60,722
Orleans	3	\$ 22,051	1	\$ 23,000	4	\$ 8,015
Rutland	5	\$ 48,650	4	\$ 12,213	3	\$ 3,230
Washington	1	\$ 10,000	10	\$ 27,284	12	\$ 45,031
Windham	5	\$ 40,612	6	\$ 8,861	3	\$ 21,184
Windsor	6	\$ 98,758	3	\$ 4,150	4	\$ 24,050
(blank)	1	\$ 1,720			5	\$ 17,195
<b>Grand Total</b>	<b>41</b>	<b>\$373,621</b>	<b>67</b>	<b>\$439,121</b>	<b>86</b>	<b>\$411,225</b>



# OFFICE OF THE ATTORNEY GENERAL FY 2027 BUDGET

## Base Reductions and Funding Increases

BASE REDUCTIONS	AMOUNT
➤ Discontinued utilization of a case mapping software	\$ 11,400
➤ Reductions in Travel & Communication Costs	\$ 6,500
<b>TOTAL BASE REDUCTIONS</b>	<b>\$ 17,900</b>
BASE FUNDING INCREASES	AMOUNT
➤ General Fund 9.2% Increase	\$ 746,796
➤ Consumer Settlement Fund Spending Authority Increase	\$ 461,400
➤ Inter-departmental Transfer Increase	\$ 339,264
<b>TOTAL BASE FUNDING INCREASES</b>	<b>\$ 1,547,460</b>



# OFFICE OF THE ATTORNEY GENERAL FY 2027 BUDGET

## Major Areas of Increased Expenditures - \$1,772,090

- \$681,090 Benefit rate increases (\$385,482 GF Portion)
- \$557,210 Annualization of Pay Act (\$230,055 GF Portion)
- \$335,000 Contracted Annual Case Management Agreement (All GF)
- \$198,790 ADS Internal Service Fund (\$173,243 Fungible)

## Major Areas of Decreased Expenditures - \$(81,927)

- \$(70,527) Vacancy Savings from Increased Payroll Costs – no rate change
- \$(11,400) Discontinuation of Case Mapping Software



# OFFICE OF THE ATTORNEY GENERAL FY 2027 BUDGET

## Budget Development Form – aka Ups & Downs - Highlights

	General \$\$	Special \$\$	Federal \$\$	Interdept'l Transfer \$\$	All other \$\$	Total \$\$
<b>Approp #1 [2100001000] Attorney General: FY 2026 Approp</b>	<b>8,115,240</b>	<b>2,468,889</b>	<b>1,809,676</b>	<b>4,530,040</b>	<b>434,660</b>	<b>17,358,505</b>
<b>Other Changes:</b> (Please insert changes to your base appropriation that occurred after the passage of the FY24 budget)						0
<b>FY 2026 Other Changes</b>	<b>0</b>	<b>0</b>	<b>0</b>	<b>0</b>	<b>0</b>	<b>0</b>
<b>Total Approp. After FY 2026 Other Changes</b>	<b>8,115,240</b>	<b>2,468,889</b>	<b>1,809,676</b>	<b>4,530,040</b>	<b>434,660</b>	<b>17,358,505</b>
<b>CURRENT SERVICE LEVEL/CURRENT LAW</b>	<b>746,796</b>	<b>507,155</b>	<b>146,582</b>	<b>339,264</b>	<b>0</b>	<b>1,739,797</b>
<i>Personal Services</i>	<i>882,063</i>	<i>140,844</i>	<i>121,862</i>	<i>323,024</i>	<i>36,477</i>	<i>1,504,270</i>
500000: Salary & Wages: Classified Employees	500,055	88,425	51,942	177,633	9,155	827,210
500010: Salary & Wages: Exempt Employees						
501500: Health Insurance: Classified Employees	235,863	18,181	53,867	57,703	24,142	389,756
501510: Health Insurances: Exempt Employees						
502000: Retirement: Classified Employees	128,597	25,244	15,764	93,593	2,651	265,849
502010: Retirement: Exempt Employees						
All Other Employee Payroll Related Fringe Benefits	18,173	624	223	2,714	6	21,740
504040: VT Family & Medical Leave Insurance Premium	651	212	(153)	(632)	33	111
504045: Child Care Contribution	2,198	388	227	780	41	3,634
505200: Workers' Compensation Insurance Premium	2,053	1,856	(8)	233	449	4,583
506200: Other Personal Services - Included above in Salary	(270,000)					(270,000)
508000: Vacancy Turnover Savings	(70,527)					(70,527)
507200: End AGO budgetary involvement in Grand List Litigation				(9,000)		(9,000)
507544: Case Management System - annual hosting & licensing	335,000					335,000
Net contractual increase - UVM MOU		5,914				5,914

Brown Pay Act, Benefits, Internal Service fund changes & Vacancy Savings

Other Personal Services \$(270,000) – This is record keeping only – This is the money the 2025 Legislature appropriated to fund a new Assistant Attorney General and an Assistant Director of Court Diversion & Pretrial Services.



# OFFICE OF THE ATTORNEY GENERAL FY 2027 BUDGET

## Budget Development Form – aka Ups & Downs - Highlights

	General \$\$	Special \$\$	Federal \$\$	Interdept'l Transfer \$\$	All other \$\$	Total \$\$
<i>Operating Expenses</i>	(135,267)	366,311	24,720	16,240	(36,477)	235,527
515010: Fee-for-Space Charge	(39,411)	102,759	1,953	6,297	(34,810)	36,788
516000: Insurance Other Than Employee Benefits	(81)	(46)	(176)	33	(30)	(300)
516010: Insurance - General Liability	1,439	691	(1,500)	473	119	1,222
516660: ADS SLA	(75,127)	(30,365)	(24,955)	1,209	(11,232)	(140,470)
516671: VISION/ISD	4,934	12,675	(793)	621	(9,382)	8,055
516685: ADS Allocated Charge	(24,632)	282,223	50,502	13,112	18,055	339,260
519006: Human Resources Services	4,868	1,269	735	543	803	8,218
523620: Single Audit Allocation			655			655
519085: Elimination of CaseMap - Litigation case mapping software	(756)	(2,895)	(1,701)	(6,048)		(11,400)
Various operational cost savings	(6,501)					(6,501)
						0
<i>Grants</i>	0	0	0	0	0	0
						0
<b>Subtotal of Increases/Decreases</b>	<b>746,796</b>	<b>507,155</b>	<b>146,582</b>	<b>339,264</b>	<b>0</b>	<b>1,739,797</b>
<b>FY 2027 Governor Recommend</b>	<b>8,862,036</b>	<b>2,976,044</b>	<b>1,956,258</b>	<b>4,869,304</b>	<b>434,660</b>	<b>19,098,302</b>

Brown Internal Service funds





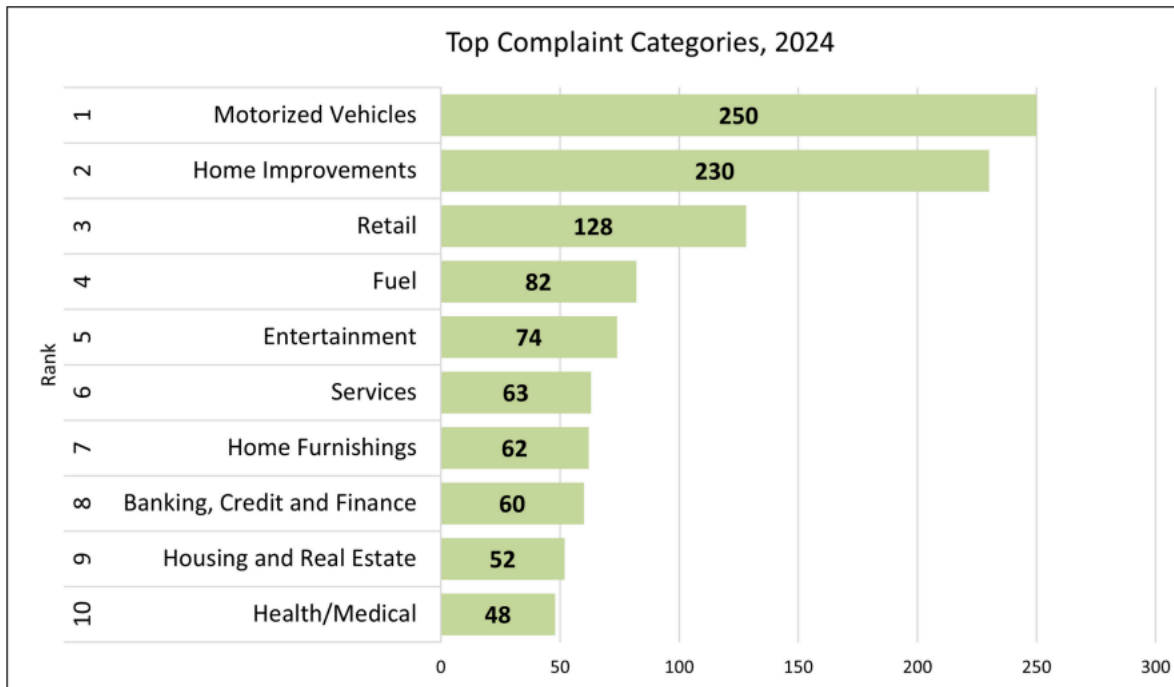
# OFFICE OF THE ATTORNEY GENERAL FY 2027 BUDGET

## Consumer Assistance Program

CAP Calendar Year  
Recoveries & Savings to Consumers



### CONSUMER ASSISTANCE PROGRAM: CALENDAR YEAR 2024



2025 Recoveries & Savings to Consumers are under review as we prepare the CAP Annual Report.

Savings example: A Vermont consumer received a \$20,000 phone bill from a major carrier – CAP was able to get the business to drop it. Not a recovery, but a relief to the consumer who was unable to resolve the billing error on their own.



# OFFICE OF THE ATTORNEY GENERAL FY 2027 BUDGET

## Enforcement Settlements

### COMMON POINTS OF CONFUSION:

- Settlement announcements generally encompass the entire settlement amount, not just the state share (if any), and not necessarily the payment terms.
- Some settlement agreements have extended payment plans. Others are paid in a lump sum. Still others do not result in any deposit to the State but protect and, in some cases, reimburse Vermonters.
- Settlement agreement terms often become public before funds are actually received.



# OFFICE OF THE ATTORNEY GENERAL FY 2027 BUDGET

## Special Fund 21638 – AG-Fees & Reimbursements – Court Order

FY	Actual Receipts	AGO Spending Authority	Replenish Complex Litigation Special Fund	Direct App to GF
2020	\$5,501,118	\$1,390,500	\$271,268	\$3,839,350
2021	\$5,001,369	\$1,390,500	\$314,852	\$3,296,017
2022	\$1,853,012	\$1,390,500	\$104,835	\$357,677
2023	\$5,412,884	\$1,545,393	\$185,918	\$3,681,573
2024	\$6,510,908	\$1,545,393	\$185,645	\$4,000,000
2025	\$2,800,403	\$1,749,700	\$77,228	\$0 <sup>1</sup>
2026 <sup>2</sup>	\$2,606,464	\$1,802,200	\$300,000	\$2,000,000

The table above reflects the AGO's actual collection of settlement dollars into the AG-Fees & Reimbursements-Court Order fund (this does **not** include tobacco, opioid or Medicaid fraud, **nor** does it reflect settlement announcements).

The allocation waterfall of receipts is (1) AGO Spending Authority, (2) Replenishment of Complex Litigation Special Fund, and (3) Direct App to GF per Big Bill language.

<sup>1</sup> Utilization plan, as per Governor's Recommend, broken down on next slide

<sup>2</sup> FY2026 – Receipts are YTD through December 31, 2025; Replenishment amount is an estimate based on present knowledge.



# OFFICE OF THE ATTORNEY GENERAL FY 2027 BUDGET

## One-Time Utilization for FY 2025 Consumer Settlement Receipts

The Attorney General and Governor Recommend address two base funding shortfalls by utilizing the FY 2025 \$2million in consumer recoveries not transferred to the General Fund.

### **\$1,538,600 – to Medicaid Fraud & Residential Abuse Unit to cover lack of self-funding:**

- Transfer from fund 21638 to fund 21054 to cover MFRAU 25% match to leverage \$4,615,800 in federal funding through FY 2029.
- AGO will assess causes of shortfall, which may include reduced federal action.
  - The last major global false claim matter settled in FY 2020 – Reckitt (Suboxone) \$1.076million.
  - Most of the Unit's mission is criminal matters, which are not revenue generating. (Ie, sexual abuse of nursing home resident by a licensed nursing assistant, [example from 2025](#))

### **\$ 461,400 – Increased spending authority to cover growth in salaries and loss of federal \$:**

- \$375,000 – Base increase in salaries & benefits in excess of 3% in budget instructions.
  - AGO will assess options and may seek additional base funds if deficit continues.
- \$ 86,400 – Backfill lost federal funding (sub-grant from The Vermont Network Against Domestic & Sexual Violence) for the Firearms Technical Assistance Program.



# OFFICE OF THE ATTORNEY GENERAL FY 2027 BUDGET

## Special Fund 21638 – AG-Fees & Reimbursements – Court Order

### ITEMIZATION OF CONSUMER UNIT'S ACTUAL RECEIPTS JULY 1, 2024 – DECEMBER 31, 2025

FY 2025	
Payor	Total
Johnson & Johnson	\$ 780,287
JUUL Labs	\$ 776,829
Marriot	\$ 590,292
Amazon	\$ 400,000
Unified Parking Partners	\$ 150,000
T-Mobile	\$ 31,653
Verizon Wireless	\$ 19,410
AT&T	\$ 16,175
JMD Hositality	\$ 15,900
Nano Hearing (King Crawford)	\$ 15,000
Road One Paving	\$ 2,702
VT E-Commerce	\$ 1,440
Merrit	\$ 500
Stanley	\$ 215
<b>Total Collected</b>	<b>\$ 2,800,403</b>

FY 2026 YTD (12.31.2025)	
Payor	Total
JUUL Labs	\$ 1,165,243
Johnson & Johnson	\$ 785,021
Walgreens	\$ 475,000
Angi	\$ 100,000
Airlines Reporting Corp	\$ 70,000
Baxter Health Care	\$ 10,000
Road One Paving	\$ 1,200
<b>Total Collected</b>	<b>\$ 2,606,464</b>



# OFFICE OF THE ATTORNEY GENERAL FY 2027 BUDGET

## Tobacco Litigation Settlement Fund

Vermont's actual receipts of base payment & Strategic Contribution Payment  
of settlement funds (in millions):

Fiscal Year	Base Payment (Millions)	Strategic Payment	Total (Millions)
2017	\$22.78	\$11.94	\$34.72
2018	\$17.55	*	\$58.95
2019	\$23.65	**	\$23.65
2020	\$23.99	**	\$23.99
2021	\$25.50	**	\$25.50
2022	\$26.18	**	\$26.18
2023	\$27.92	**	\$27.92
2024	\$24.89	**	\$24.89
2025	\$23.10	**	\$23.10

Totals do not take into account Tobacco Litigation Settlement Fund Account performance due to interest income or expense.

\*Total includes \$41.4M in one-time settlement of disputed diligent enforcement years 2004 – 2017.

\*\*Strategic payments issued on a time-limited basis to certain states and expired after 2017.

### FUTURE PROJECTIONS

Assuming full withholdings,  
estimated future payments are:

FY 2026 \$16.08

FY 2027 \$14.20

\*Pending further adjustments,  
estimates could be \$5-\$7 million  
higher than noted above



# OFFICE OF THE ATTORNEY GENERAL FY 2027 BUDGET

## Itemization Of Environmental Protection's Settlements July 1, 2024 – December 31, 2025

FY 2025		FY 2026 YTD (12/31/2025)	
PAYOR	TOTAL	PAYOR	TOTAL
Desmarias	\$11,000	St. Albans Creamery	\$210,500
Limlaw	\$10,332	Desmarias	\$ 7,000
Ruggiero	\$10,000	<b>Grand Total</b>	<b>\$217,500</b>
Sizen Dairy Farm	\$ 458		
Westminster Meats	\$ 37		
<b>Grand Total</b>	<b>\$31,827</b>		

**FISCAL NOTE:** Environmental Protection Settlements are deposited **either** directly into the General Fund OR sent to ANR to fund environmental clean-up.



# OFFICE OF THE ATTORNEY GENERAL FY 2027 BUDGET

## Medicaid Fraud & Residential Abuse Unit (MFRAU) Settlements

Multi-State Global: Settlements, which include Medicaid damages, and additional penalties and recoveries,\* are typically paid in one lump sum.

Vermont Civil: Settlements are on a case-by-case basis and may include additional penalties and recoveries.\*

Vermont Criminal: Criminal cases with Restitution Orders only include Medicaid damages. There are no additional penalties or recoveries. MFRAU does not receive any of the restitutions paid in criminal cases.

\*Revenue Sharing – Per the MOU with DVHA, all additional penalties and recoveries, less any relator (private party who initiates the suit) fees, are split 50/50.

Any instance of the MFRAU receiving funds is strictly related to additional penalties and recoveries without any sacrifice to restitution owed to the State.





# OFFICE OF THE ATTORNEY GENERAL FY 2027 BUDGET

## Medicaid Fraud & Residential Abuse Unit (MFRAU) Settlements

JULY 1, 2024 - DECEMBER 31, 2025				
SETTLEMENTS				RECEIPTS
Type	# of Cases	Total Amt State & Fed	State Only Amt	MFRAU ONLY
Multi-State Global	5	\$113,585	\$69,306	\$55,642
Vermont Civil	6	\$2,969,554	\$1,587,979	\$61,139
Vermont Criminal	16	\$220,644	\$94,130	N/A

Revenues achieved and retained by MFRAU are classified as special funds. These special funds represent the 25% match to the federal agreement that funds MFRAU (providing 75% federal funding).



# OFFICE OF THE ATTORNEY GENERAL FY 2027 BUDGET

## Complex Litigation Special Fund 3 V.S.A. § 167a

### Fund Utilization Since Creation in 2018

FY 2021	\$314,852	Total Utilization
FY 2022	\$104,835	Total Utilization
FY 2023	\$185,918	Total Utilization
FY 2024	\$185,645	Total Utilization
FY 2025	\$ 77,278	Total Utilization
FY 2026 YTD 12/31/2025	\$ 33,348	Up to \$300k <b>PROJECTED</b> Total Utilization

Examples of the utilization include:

- Contracted counsel and expert witnesses necessary for complex civil claims against the State. E.g., defense of Vermont's large capacity magazine ban and waiting period.
- Contracted mental health expert witnesses for complex criminal matters



# OFFICE OF THE ATTORNEY GENERAL FY 2027 BUDGET

## Court Diversion & Pre-Trial Services

### Diversion is Cost Effective\*

Case Cost	Diversion	Court Prosecution
Simple Assault	\$216	\$1,480

\*2019 Crime Research Group Study

#### ➤ Court Diversion:

➤ **Pre-Charge & Post-Charge** Restorative justice alternative to court for youth & adults and victims of those crimes

❑ 71% targeted successful completion (Post-Charge)

➤ **YSASP (Youth Substance Awareness Safety Program):** Intervention for underage possession of alcohol and cannabis

❑ 80% targeted successful completion

➤ **DLS (Driving w/License Suspended):** Helping Vermonters to regain their driving privileges

➤ **Pretrial Services:** Connecting defendants to substance use and mental health treatment

Respectfully: Attorney General Clark





STATE OF VERMONT  
OFFICE OF THE ATTORNEY GENERAL  
109 STATE STREET  
MONTPELIER, VT  
05609-1001

FY 2027 BUDGET MATERIALS  
TABLE OF CONTENTS

---

BUDGET PRESENTATION DOCUMENT	1
THIS TABLE OF CONTENTS	23
BUDGET DEVELOPMENT FORM – AKA UPS & DOWNS	24
ANNUAL REPORT	26
ADAPTIVE REPORTS	
➤ AGO	
○ BUDGET ROLL-UP REPORT	43
○ BUDGET DETAIL REPORT	45
○ INTERDEPARTMENTAL TRANSFER INVENTOR REPORT	52
○ FEDERAL RECEIPTS DETAIL REPORT	55
○ GRANTS OUT INVENTORY REPORT	56
○ POSITION SUMMARY	57
➤ COURT DIVERSION	
○ BUDGET ROLL-UP REPORT	60
○ BUDGET DETAIL REPORT	62
○ GRANTS OUT INVENTORY REPORT	66

## Fiscal Year 2027 Budget Development Form: Attorney General

	General \$\$	Special \$\$	Federal \$\$	Interdept'I Transfer \$\$	All other \$\$	Total \$\$
<b>Approp #1 [2100001000] Attorney General: FY 2026 Approp</b>	<b>8,115,240</b>	<b>2,468,889</b>	<b>1,809,676</b>	<b>4,530,040</b>	<b>434,660</b>	<b>17,358,505</b>
<b>Other Changes:</b> (Please insert changes to your base appropriation that occurred after the passage of the FY24 budget)						0
<b>FY 2026 Other Changes</b>	0	0	0	0	0	0
<b>Total Approp. After FY 2026 Other Changes</b>	<b>8,115,240</b>	<b>2,468,889</b>	<b>1,809,676</b>	<b>4,530,040</b>	<b>434,660</b>	<b>17,358,505</b>
<b>CURRENT SERVICE LEVEL/CURRENT LAW</b>	<b>746,796</b>	<b>507,155</b>	<b>146,582</b>	<b>339,264</b>	<b>0</b>	<b>1,739,797</b>
<i>Personal Services</i>	<i>882,063</i>	<i>140,844</i>	<i>121,862</i>	<i>323,024</i>	<i>36,477</i>	<i>1,504,270</i>
500000: Salary & Wages: Classified Employees	500,055	88,425	51,942	177,633	9,155	827,210
500010: Salary & Wages: Exempt Employees						
501500: Health Insurance: Classified Employees	235,863	18,181	53,867	57,703	24,142	389,756
501510: Health Insurances: Exempt Employees						
502000: Retirement: Classified Employees	128,597	25,244	15,764	93,593	2,651	265,849
502010: Retirement: Exempt Employees						
All Other Employee Payroll Related Fringe Benefits	18,173	624	223	2,714	6	21,740
504040: VT Family & Medical Leave Insurance Premium	651	212	(153)	(632)	33	111
504045: Child Care Contribution	2,198	388	227	780	41	3,634
505200: Workers' Compensation Insurance Premium	2,053	1,856	(8)	233	449	4,583
506200: Other Personal Services - Included above in Salary	(270,000)					(270,000)
508000: Vacancy Turnover Savings	(70,527)					(70,527)
507200: End AGO budgetary involvement in Grand List Litigation				(9,000)		(9,000)
507544: Case Management System - annual hosting & licensing	335,000					335,000
Net contractual increase - UVM MOU		5,914				5,914
<i>Operating Expenses</i>	<i>(135,267)</i>	<i>366,311</i>	<i>24,720</i>	<i>16,240</i>	<i>(36,477)</i>	<i>235,527</i>
515010: Fee-for-Space Charge	(39,411)	102,759	1,953	6,297	(34,810)	36,788
516000: Insurance Other Than Employee Benefits	(81)	(46)	(176)	33	(30)	(300)
516010: Insurance - General Liability	1,439	691	(1,500)	473	119	1,222
516660: ADS SLA	(75,127)	(30,365)	(24,955)	1,209	(11,232)	(140,470)
516671: VISION/ISD	4,934	12,675	(793)	621	(9,382)	8,055
516685: ADS Allocated Charge	(24,632)	282,223	50,502	13,112	18,055	339,260
519006: Human Resources Services	4,868	1,269	735	543	803	8,218
523620: Single Audit Allocation			655			655
519085: Elimination of CaseMap - Litigation case mapping software	(756)	(2,895)	(1,701)	(6,048)		(11,400)
Various operational cost savings	(6,501)					(6,501)
						0
<b>Grants</b>	0	0	0	0	0	0
						0
<b>Subtotal of Increases/Decreases</b>	<b>746,796</b>	<b>507,155</b>	<b>146,582</b>	<b>339,264</b>	<b>0</b>	<b>1,739,797</b>
<b>FY 2027 Governor Recommend</b>	<b>8,862,036</b>	<b>2,976,044</b>	<b>1,956,258</b>	<b>4,869,304</b>	<b>434,660</b>	<b>19,098,302</b>

## Fiscal Year 2027 Budget Development Form: Attorney General

	General \$\$	Special \$\$	Federal \$\$	Interdept'I Transfer \$\$	All other \$\$	Total \$\$
<b>FY 2027 Governor Recommend Target</b>	<b>8,862,036</b>	<b>2,976,044</b>	<b>1,956,258</b>	<b>4,869,304</b>	<b>434,660</b>	<b>19,098,302</b>
<i>FY 2027 Target vs. Recommend</i>	<i>(0)</i>	<i>0</i>	<i>0</i>	<i>0</i>	<i>0</i>	<i>(0)</i>
<b>Approp #2 [2100002000] Vermont Court Diversion: FY 2026 Approp</b>	<b>4,617,596</b>	<b>257,997</b>	<b>0</b>	<b>0</b>	<b>0</b>	<b>4,875,593</b>
<b>Other Changes:</b> (Please insert changes to your base appropriation that occurred after the passage of the FY24 budget)						0
<b>FY 2026 Other Changes</b>	<b>0</b>	<b>0</b>	<b>0</b>	<b>0</b>	<b>0</b>	<b>0</b>
<b>Total Approp. After FY 2026 Other Changes</b>	<b>4,617,596</b>	<b>257,997</b>	<b>0</b>	<b>0</b>	<b>0</b>	<b>4,875,593</b>
<b>CURRENT SERVICE LEVEL/CURRENT LAW</b>	<b>138,528</b>	<b>0</b>	<b>0</b>	<b>0</b>	<b>0</b>	<b>138,528</b>
<i>Personal Services</i>	<i>0</i>	<i>0</i>	<i>0</i>	<i>0</i>	<i>0</i>	<i>0</i>
						0
<i>Operating Expenses</i>	<i>0</i>	<i>0</i>	<i>0</i>	<i>0</i>	<i>0</i>	<i>0</i>
						0
<i>Grants</i>	<i>138,528</i>	<i>0</i>	<i>0</i>	<i>0</i>	<i>0</i>	<i>138,528</i>
Grantees' increased costs of salaries, benefits, and operations	138,528					138,528
						0
<b>REDUCTIONS TO TARGET</b>	<b>0</b>	<b>0</b>	<b>0</b>	<b>0</b>	<b>0</b>	<b>0</b>
<i>Personal Services</i>	<i>0</i>	<i>0</i>	<i>0</i>	<i>0</i>	<i>0</i>	<i>0</i>
						0
<i>Operating Expenses</i>	<i>0</i>	<i>0</i>	<i>0</i>	<i>0</i>	<i>0</i>	<i>0</i>
						0
<i>Grants</i>	<i>0</i>	<i>0</i>	<i>0</i>	<i>0</i>	<i>0</i>	<i>0</i>
						0
<b>Subtotal of Increases/Decreases</b>	<b>138,528</b>	<b>0</b>	<b>0</b>	<b>0</b>	<b>0</b>	<b>138,528</b>
<b>FY 2027 Governor Recommend</b>	<b>4,756,124</b>	<b>257,997</b>	<b>0</b>	<b>0</b>	<b>0</b>	<b>5,014,121</b>
<b>FY 2027 Governor Recommend Target</b>	<b>4,756,124</b>	<b>257,997</b>	<b>0</b>	<b>0</b>	<b>0</b>	<b>5,014,121</b>
<i>FY 2027 Target vs. Recommend</i>	<i>0</i>	<i>0</i>	<i>0</i>	<i>0</i>	<i>0</i>	<i>0</i>
<b>Attorney General FY 2026 Appropriation</b>	<b>12,732,836</b>	<b>2,726,886</b>	<b>1,809,676</b>	<b>4,530,040</b>	<b>434,660</b>	<b>22,234,098</b>
<b>Reductions and Other Changes</b>	<b>0</b>	<b>0</b>	<b>0</b>	<b>0</b>	<b>0</b>	<b>0</b>
<b>FY 2026 Total After Other Changes</b>	<b>12,732,836</b>	<b>2,726,886</b>	<b>1,809,676</b>	<b>4,530,040</b>	<b>434,660</b>	<b>22,234,098</b>
<b>TOTAL INCREASES/DECREASES</b>	<b>885,324</b>	<b>507,155</b>	<b>146,582</b>	<b>339,264</b>	<b>0</b>	<b>1,878,325</b>
<b>Attorney General FY 2027 Governor Recommend</b>	<b>13,618,160</b>	<b>3,234,041</b>	<b>1,956,258</b>	<b>4,869,304</b>	<b>434,660</b>	<b>24,112,423</b>



# 2025 Annual Report

Attorney General

Charity R. Clark





# Vision and Mission



Attorney General Charity Clark

## Vision

A Vermont where the public interest and the natural environment are protected by a just and effective state government.

## Mission

To use our authority and expertise as the State of Vermont's independent law office to represent state government, protect the public interest and the environment, and enforce the law with equal right and justice to all.

**“I am always proud of our work protecting Vermont, but I have never been more proud than in the past year when we were called upon to protect our democracy.”**

A handwritten signature in blue ink that reads "Charity R. Clark".

**Charity R. Clark**

**Vermont Attorney General**




# Office Structure

The Attorney General's Office (AGO) is comprised of **147 positions across five legal divisions**, including 97 Assistant Attorneys General (AAGs). Of the office's positions, 93 are funded directly through the AGO's payroll. The remaining 54 positions—made up of both AAGs and support staff—are embedded within all six departments at the Agency of Human Services, the Agency of Transportation, the Tax Department, the Department of Buildings and General Services, the Agency of Education, and the Agency of Agriculture Food and Markets.

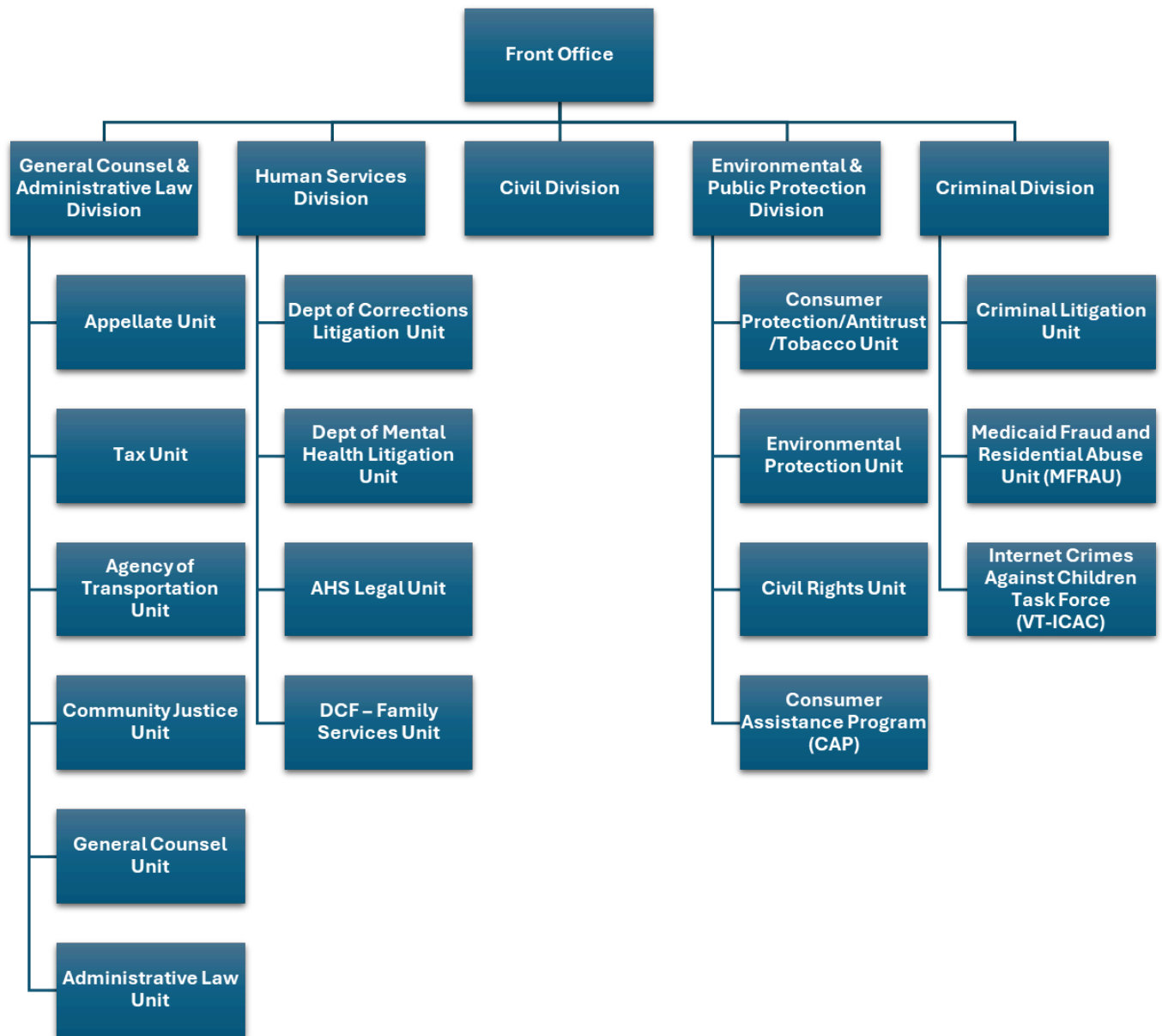
The Attorney General provides overall leadership of the Office, directing administration, policy, advice to the Legislature, and litigation strategy. This work is supported by the Deputy Attorney General, Chief Assistant Attorney General, Chief of Staff, Director of Policy and Legislative Affairs, and Senior Advisor to the Attorney General. Together, with the Business Office and IT, they form the Front Office.

The Front Office works closely with the Solicitor General, Division Chiefs, and Unit Directors to ensure effective oversight, coordination, and delivery of legal services statewide.



AG Clark swears in a new AAG on the Statehouse lawn

# Organizational Chart



# Policy & Advisory Activities

In addition to providing legal services to the State, attorneys and staff of the AGO serve as the Attorney General's designees on a wide range of panels, commissions, and committees, offering expertise on a broad spectrum of issues that directly affect Vermonters—from criminal justice to labor to cybersecurity.

## **The following are established within the AGO and submit reports to the Legislature:**

- Mental Health Crisis Response Commission
- Racial Disparities in the Criminal & Juvenile Justice System Advisory Panel (RDAP)
- Domestic Violence Fatality Review Commission
- Vermont Vulnerable Adult Fatality Review Team
- Employee Misclassification Task Force

## **The Attorney General or her designees also serve on:**

- Coordinated Justice Reform Advisory Council
- Vermont Criminal Justice Council
- Vermont Sentencing Commission
- Cybersecurity Advisory Council
- Special Investigative Unit Grants Board
- Vermont Council on Domestic Violence
- Child Fatality Review Team
- Intercollegiate Sexual Harm Prevention Council
- Advisory Committee on the Rules of Criminal Procedure
- Advisory Committee on the Rules for Family Proceedings
- Law Enforcement Advisory Board
- Artificial Intelligence Advisory Council
- SANE Board (advisors to the Sexual Assault Nurse Examiners Program)

# Strategic Plan Snapshot

In July 2024, the AGO launched its new strategic plan for fiscal years 2025–2026. Developed over the course of a year with assistance from the State of Vermont’s Chief Performance Office, the planning process continued even as the office was displaced by flooding. The result was a new vision and mission for the AGO (see page 1), along with a set of strategic measures and performance targets for the office. A sampling of these measures, targets, and the data collected for 2025 follows.



**1,388** grants and contracts reviewed by the General Counsel and Administrative Law Division



**335** investigations completed and **115** search warrants executed by the Internet Crimes Against Children Task Force



**\$1.2 million** recovered and saved for consumers by the Consumer Assistance Program



**8,000+** constituent contacts handled by the Consumer Assistance Program



**815** inquiries from the public received and addressed by the Civil Rights Unit



# Protecting Democracy

In response to repeated violations of the U.S. Constitution and federal law by the current federal Administration, the AGO **sued 41 times** in the first year of President Trump's second term.

With these lawsuits, Attorney General Clark – and fellow state attorneys general across the country – have blocked many unconstitutional and illegal acts by the Trump Administration. **One outcome of these lawsuits is tens of millions of dollars have been restored to Vermont.**

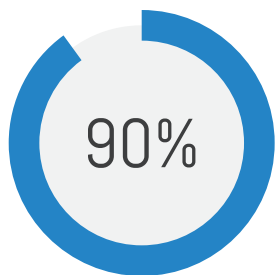
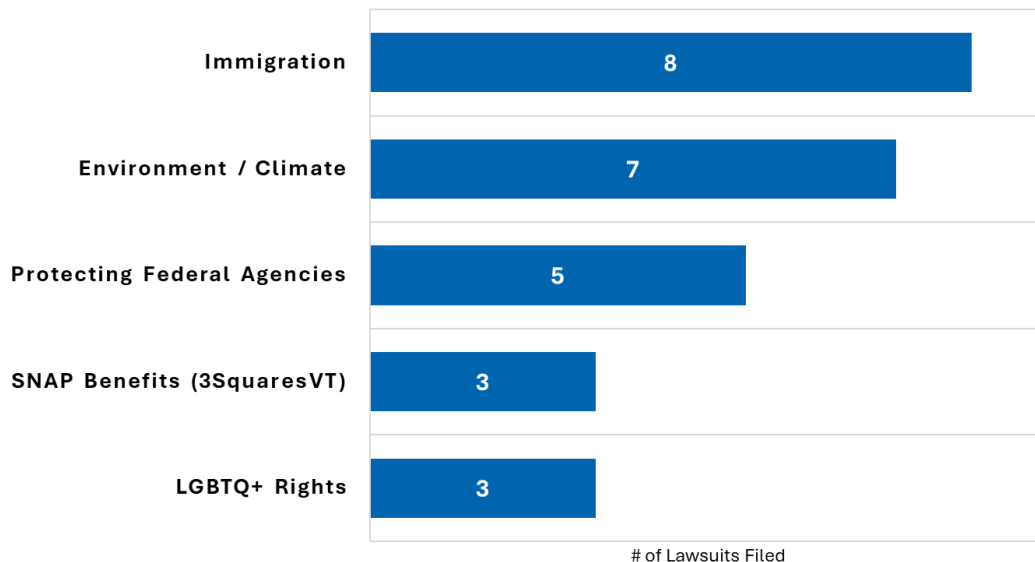
Through this chaotic, disruptive year, Attorney General Clark visited communities to explain the AGO's work battling federal overreach and constitutional violations and answer Vermonters' questions, appearing at **21 town hall forums** across Vermont along with many legislators.



AG Clark addresses a crowd at a town hall forum in Huntington, VT, along with Rep. Tom Stevens and Rep. Theresa Wood

# Federal Litigation

## Top 5 Most Common Subjects of Federal Lawsuits



Though we are winning in many of these cases – roughly **90 percent of the time** to date in preliminary or final outcomes – many of these lawsuits are still ongoing and could take years to resolve.

AGO lawsuits that have been **won** to date:

- Birthright Citizenship
- NIH funding for research grants
- Education Title VI Certification (DEI programming)
- Protecting AmeriCorps
- DOT grant funding conditioned on immigration enforcement
- Federal funding for schools (approx. \$26M to Vermont)
- FEMA grants conditioned on immigration enforcement
- Crime victim grant restricted to exclude undocumented immigrants

Information about each of the 41 lawsuits is available on the AGO's website.

# “Know Your Rights” Guide

In June, the AGO released guidance intended to help Vermont’s immigrant and noncitizen communities understand their rights during encounters with immigration enforcement officers.

The guide was designed in response to the many Vermonters who have expressed great concern about recent changes in federal immigration enforcement. It seeks to answer questions about (1) the power of the federal government, (2) the role, or lack thereof, state or local law enforcement play in civil immigration enforcement, and (3) the rights Vermonters can exercise if they encounter immigration enforcement officers.

Importantly, the “Know Your Rights” guide outlines basic rights when encountering immigration officials, whether at home or in public spaces, and points to resources available in Vermont communities. The guide also addresses questions raised by the general public, such as whether or when immigration officers need a warrant to make an arrest or search private spaces.

The guide is available in English and Spanish on the AGO’s social media channels and website: [ago.vermont.gov](https://ago.vermont.gov).



Instagram:  
**@agcharityclark**



Bluesky:  
**@vtattorneygeneral**



# Case Highlights

Serving as lawyers for the State of Vermont, the AGO litigated numerous high-impact cases last year, from defending landmark laws enacted by the Legislature to bringing enforcement actions against companies that have caused harm to Vermont and Vermonters.



AG Clark speaks at a town hall forum held by the AGO in Montpelier, VT.

## **Defending Vermont:**

- Large-capacity magazine ban and firearm purchase waiting period requirement
- Climate superfund law
- Private-school tuition funding statute (religious school challenge)
- Defending the Secretary of State in federal voter list lawsuit

## **Major Ongoing Enforcement Cases:**

- Exxon & fossil fuel companies
- PFAS manufacturers
- Opioid marketers & distributors
- Meta (Instagram) & TikTok
- Monsanto
- CVS, Express Scripts, and other Pharmacy Benefit Managers (PBMs)



# Consumer Protection

The Attorney General's Consumer Protection Unit investigates and enforces Vermont's Consumer Protection Act, which prohibits unfair or deceptive practices, and other similar laws, including those related to data privacy.

In 2025, the AGO settled or litigated **13 consumer protection cases** spanning a wide range of issues, including data privacy, social media use, prescription drug costs, deceptive marketing practices, pricing violations, and improper practices by parking lot operators, among others.

Settlement funds obtained by the Consumer Protection Unit are deposited into the State's General Fund, except for tobacco and opioid abatement funds, and are allocated by the Legislature. These consumer settlement funds are tracked below by fiscal year.

## Settlement Totals

**\$2.8M**

FY 2025

**\$2.6M**

FY 2026 YTD

## Top 5 Settlement Payors

JUUL Labs - \$1.9M

Johnson & Johnson - \$1.5M

Marriot - \$590K

Walgreens - \$475K

Amazon - \$400K

In addition to bringing enforcement actions, Attorney General Clark led **multiple bipartisan efforts** to protect the public in 2025, including:

- Leading a coalition of 40 attorneys general in urging Congress to reject a budget amendment that would prevent states from enforcing AI laws; and
- Leading 47 attorneys general in calling on major search engines and payment processors to take stronger action against the spread of nonconsensual intimate imagery, also known as deepfake pornography.

# Tobacco Enforcement

In May, Attorney General Clark announced that, as a result of the AGO's ongoing enforcement efforts, Vermont received **\$23 million** from tobacco manufacturers under the tobacco Master Settlement Agreement (MSA) in 2025.

The MSA settled lawsuits brought by state attorneys general in the 1990s for violating consumer protection laws and to recover health care costs associated with treating smoking-related illnesses. With its enforcement efforts, Vermont receives annual payments from tobacco manufacturers under the MSA. To date, more than **45 tobacco companies** have joined the agreement.

As an early leader in this effort to hold the tobacco industry accountable, Vermont has received **more than \$817 million** from tobacco companies since 1998.

**Tobacco  
MSA  
Payments**

**\$23M**  
2025

**\$817M**  
Since 1998

“The tobacco industry created and perpetuated a health crisis in this country which continues to harm our public health to this day.

As your Attorney General, I am proud to continue Vermont's legacy of leadership against Big Tobacco and will continue pursuing enforcement action against companies that are perpetuating harms against our kids and our health.”

- Attorney General Charity Clark

# Consumer Assistance Program

The Attorney General's Consumer Assistance Program (CAP) is a joint venture between the AGO and the University of Vermont, and it has been serving Vermonters since 1981. A combination of attorneys, staff, and student volunteers work every day to assist Vermonters with consumer complaints and referrals to appropriate state agencies. This service is free and can be accessed online or at 1-800-649-2424.

Over the past year, CAP has continued to efficiently and effectively serve Vermonters, while also putting money back into consumers' pockets.



**\$1.2M**

Saved and Recovered for  
Consumers



**8K+**

Consumer  
Contacts



**\$395K**

Saved and Recovered for  
Homeowners

## CAP Testimonials

"First of all I would like to thank your office for all that you have done to resolve this matter. I worked on it for months and months not getting anywhere. **With your help the matter has finally been resolved.**"

"I sincerely appreciate the assistance from the AG's office in this matter. Corporations... are immensely powerful and **it's so important that our governments protect consumer rights.** Thank you so much for taking action and for following up with me."

# Legislative Report

## Domestic Violence Fatality Review Commission

Created by statute in 2002, the Domestic Violence Fatality Review Commission (DVFRC) collects data and conducts in-depth reviews of Vermont's domestic violence-related fatalities to better understand how the fatalities occurred and what can be done to prevent them. The Commission is housed within the AGO and submits an annual report, including statistics, trends, and recommendations to the Legislature. A sampling of Vermont's 2024 data from the DVFRC report follows.

**14** of the 25 homicides that occurred were related to domestic violence

**9** of the 14 domestic violence-related homicides involved a firearm

**45%** of all homicides that have occurred since 1994 are domestic violence-related

The DVFRC identified several recommendations in its report on 2024 data. One of these recommendations is highlighted below.

### **Recommendation: Lethality Assessment**

“In past reports, the Commission has strongly advocated for the use of a statewide lethality assessment protocol (LAP). Vermont State Police require all troopers to conduct LAP screening as part of every domestic violence incident report. Some local law enforcement agencies are using a LAP tool, but not consistently. It is critical that the State find a way to resource and support law enforcement to do this vital work in partnership with advocates.”

A full copy of the DVFRC's report is available on the AGO's website.

# In the Community

## Annual Earth Day Essay Challenge

In celebration of Earth Day, the AGO hosts an essay challenge for Vermont students. The annual event began in 2021 with the office inviting students to submit essays on the environment and Earth Day. In 2025, the challenge was expanded to include 4th graders along with 5th and 6th graders and invited all types of writing.



The AGO received **131 essays** last year from students in different parts of Vermont, from Castleton in the western part of the state, to Sharon in the east, and Derby in the Northeast Kingdom. The writing included a rich variety of pieces, from traditional essays to short stories, poems, a biography, and even a comic. All submissions are available on the AGO's website. The Attorney General personally visits the winning class.

---

## Criminal Record Clearing

After the Legislature expanded Vermont's criminal record sealing law, Attorney General Clark and a cross-divisional team spent the fall updating office protocols and training materials to prepare for the first criminal record clearing clinic since the expansion took effect on July 1.


For many years, the AGO, in partnership with State's Attorneys Offices and community organizations, has assisted Vermonters with clearing old criminal records that are holding them back from securing stable housing, getting better jobs, and participating fully in their communities. These clinics are a way for us to use our expertise to help Vermonters get a fresh start.

# Reflecting on 2025

As we reflect on 2025, we are proud of the work the AGO has undertaken each day to serve and protect Vermont. Over the past year, we worked to safeguard the rights of all Vermonters, and we appreciate the many messages of support and gratitude we have received. We are privileged to serve this state.

As we enter 2026, we are ready to take on the opportunities and challenges ahead. We reaffirm our commitment to our mission: representing state government, protecting the public interest and the environment, and enforcing the law with equal right and justice to all. We thank our clients, legislative partners, and collaborators for helping us achieve this mission.

Updates on the AGO's work throughout the year can be found in the press release section of the AGO's website and on the office's social media channels.



A sampling of thank-you notes, letters, and emails received by the AGO.





**109 State Street, Montpelier, VT 05609-1001**

[ago.vermont.gov](http://ago.vermont.gov) | 802-828-3171

[ago.info@vermont.gov](mailto:ago.info@vermont.gov)

**State of Vermont**  
**FY2027 Governor's Recommended Budget**  
**Rollup Report**

**Organization: 2100001000 - Attorney General**  
**Sec No: B.200**  
**BU: 02100**

**Budget Object Group: 1. PERSONAL SERVICES**

Budget Object Rollup Name	FY2025 Actuals	FY2026 Original As Passed Budget	FY2026 Governor's BAA Recommended Budget	FY2027 Governor's Recommended Budget	Difference Between FY2027 Governor's Recommended and FY2026 As Passed	Percent Change FY2027 Governor's Recommended and FY2026 As Passed
Salaries and Wages	8,650,175	8,728,752	8,728,752	9,485,435	756,683	8.7%
Fringe Benefits	4,766,295	5,394,049	5,394,049	6,079,722	685,673	12.7%
Contracted & 3rd Party Service	880,091	1,114,669	1,114,669	1,446,583	331,914	29.8%
Per Diem & Other Pers Services	36,571	290,590	290,590	20,590	-270,000	-92.9%
<b>Budget Object Group Total: 1. PERSONAL SERVICES</b>	<b>14,333,132</b>	<b>15,528,060</b>	<b>15,528,060</b>	<b>17,032,330</b>	<b>1,504,270</b>	<b>9.7%</b>

**Budget Object Group: 2. OPERATING**

Budget Object Rollup Name	FY2025 Actuals	FY2026 Original As Passed Budget	FY2026 Governor's BAA Recommended Budget	FY2027 Governor's Recommended Budget	FY2027 Governor's Recommended to FY2026 As Passed	Percent Change FY2027 Governor's Recommended and FY2026 As Passed
Equipment	1,987	563	563	563	0	0.0%
IT/Telecom Services and Equipment	569,879	524,298	524,298	719,323	195,025	37.2%
IT Repair and Maintenance Services	91,667	40,718	40,718	40,718	0	0.0%
Other Operating Expenses	8,426	5,465	5,465	6,120	655	12.0%
Other Rental	63,129	53,295	53,295	51,700	-1,595	-3.0%
Other Purchased Services	276,773	263,365	263,365	269,065	5,700	2.2%
Property & Maintenance	2,594	1,075	1,075	1,075	0	0.0%
Property Rental	772,273	742,552	742,552	779,340	36,788	5.0%
Supplies	49,372	66,584	66,584	66,584	0	0.0%
Travel	53,460	112,530	112,530	111,484	-1,046	-0.9%
<b>Budget Object Group Total: 2. OPERATING</b>	<b>1,889,559</b>	<b>1,810,445</b>	<b>1,810,445</b>	<b>2,045,972</b>	<b>235,527</b>	<b>13.0%</b>

**Budget Object Group: 3. GRANTS**



Budget Object Rollup Name	FY2025 Actuals	FY2026 Original As Passed Budget	FY2026 Governor's BAA Recommended Budget	FY2027 Governor's Recommended Budget	Difference Between FY2027 Governor's Recommended and FY2026 As Passed	Percent Change FY2027 Governor's Recommended and FY2026 As Passed
Grants	23,136	20,000	20,000	20,000	0	0.0%
<b>Budget Object Group Total: 3. GRANTS</b>	<b>23,136</b>	<b>20,000</b>	<b>20,000</b>	<b>20,000</b>	<b>0</b>	<b>0.0%</b>

<b>Total Expenditures</b>	<b>16,245,827</b>	<b>17,358,505</b>	<b>17,358,505</b>	<b>19,098,302</b>	<b>1,739,797</b>	<b>10.0%</b>
---------------------------	-------------------	-------------------	-------------------	-------------------	------------------	--------------

Fund Name	FY2025 Actuals	FY2026 Original As Passed Budget	FY2026 Governor's BAA Recommended Budget	FY2027 Governor's Recommended Budget	Difference Between FY2027 Governor's Recommended and FY2026 As Passed	Percent Change FY2027 Governor's Recommended and FY2026 As Passed
General Funds	7,749,088	8,115,240	8,115,240	8,862,036	746,796	9.2%
Special Fund	2,543,789	2,468,889	2,468,889	2,976,044	507,155	20.5%
Tobacco Settlement Fund	422,000	434,660	434,660	434,660	0	0.0%
Federal Funds	1,716,877	1,809,676	1,809,676	1,956,258	146,582	8.1%
IDT Funds	3,814,073	4,530,040	4,530,040	4,869,304	339,264	7.5%
<b>Funds Total</b>	<b>16,245,827</b>	<b>17,358,505</b>	<b>17,358,505</b>	<b>19,098,302</b>	<b>1,739,797</b>	<b>10.0%</b>

<b>Position Count</b>	<b>93.0</b>
<b>FTE Total</b>	<b>92.2</b>

**State of Vermont**  
**FY2027 Governor's Recommended Budget**  
**Detail Report**

**Organization: 2100001000 - Attorney General**

**Sec No: B.200**

**BU: 02100**

**Budget Object Group: 1. PERSONAL SERVICES**

		FY2026 Original As Passed Budget	FY2026 Governor's BAA Recommended Budget	FY2027 Governor's Recommended Budget	Difference Between FY2027 Governor's Recommended and FY2026 As Passed	Percent Change FY2027 Governor's Recommended and FY2026 As Passed
<b>Salaries and Wages</b>	<b>FY2025 Actuals</b>					
<b>Description</b>						
500000 - Salaries	8,591,122	2,792,152	2,792,152	3,027,608	235,456	8.4%
500010 - Exempt	0	6,307,651	6,307,651	6,899,405	591,754	9.4%
500040 - Temporary Employees	0	76,272	76,272	76,272	0	0.0%
500060 - Overtime	59,053	88,242	88,242	88,242	0	0.0%
508000 - Vacancy Turnover Savings	0	-535,565	-535,565	-606,092	-70,527	13.2%
<b>Total: Salaries and Wages</b>	<b>8,650,175</b>	<b>8,728,752</b>	<b>8,728,752</b>	<b>9,485,435</b>	<b>756,683</b>	<b>8.7%</b>

		FY2026 Original As Passed Budget	FY2026 Governor's BAA Recommended Budget	FY2027 Governor's Recommended Budget	Difference Between FY2027 Governor's Recommended and FY2026 As Passed	Percent Change FY2027 Governor's Recommended and FY2026 As Passed
<b>Fringe Benefits</b>	<b>FY2025 Actuals</b>					
<b>Description</b>						
501000 - FICA	629,046	213,597	213,597	218,166	4,569	2.1%
501010 - FICA - Exempt	0	482,000	482,000	507,073	25,073	5.2%
501500 - Health Insurance	1,795,272	798,817	798,817	956,708	157,891	19.8%
501510 - Health Ins - Exempt	0	1,338,170	1,338,170	1,570,035	231,865	17.3%
502000 - Retirement	2,131,881	804,139	804,139	871,957	67,818	8.4%
502010 - Retirement - Exempt	0	1,523,110	1,523,110	1,721,141	198,031	13.0%
502500 - Dental Insurance	70,471	28,154	28,154	30,770	2,616	9.3%
502510 - Dental - Exempt	0	46,066	46,066	46,592	526	1.1%
503000 - Life Insurance	38,384	11,673	11,673	7,817	-3,856	-33.0%
503010 - Life Ins - Exempt	0	25,696	25,696	17,402	-8,294	-32.3%
503500 - Long Term Disability	9,281	632	632	796	164	25.9%
503510 - LTD - Exempt	0	10,596	10,596	11,390	794	7.5%
504000 - Employee Assistance Program	3,001	1,303	1,303	1,368	65	5.0%

504010 - EAP - Exempt	0	2,075	2,075	2,158	83	4.0%
504040 - VT Family & Medical Leave Ins	28,617	33,770	33,770	33,881	111	0.3%
504045 - Child Care Contribution Exp	32,522	40,043	40,043	43,677	3,634	9.1%
504530 - Employee Tuition Costs	120	0	0	0	0	0.0%
505200 - Workers Comp - Ins Premium	27,701	34,208	34,208	38,791	4,583	13.4%
<b>Total: Fringe Benefits</b>	<b>4,766,295</b>	<b>5,394,049</b>	<b>5,394,049</b>	<b>6,079,722</b>	<b>685,673</b>	<b>12.7%</b>

<b>Contracted and 3rd Party Service</b>	<b>FY2025 Actuals</b>	<b>FY2026 Original As Passed Budget</b>	<b>FY2026 Governor's BAA Recommended Budget</b>	<b>FY2027 Governor's Recommended Budget</b>	<b>Difference Between FY2027 Governor's Recommended and FY2026 As Passed</b>	<b>Percent Change FY2027 Governor's Recommended and FY2026 As Passed</b>
<b>Description</b>						
507200 - Contr & 3rd Party - Legal	279,469	313,000	313,000	304,000	-9,000	-2.9%
507350 - Contr&3rd Pty-Educ & Training	80	0	0	0	0	0.0%
507450 - Contr&3rd Pty - Mental Health	12,000	12,000	12,000	12,000	0	0.0%
507505 - ADR Mediation	28,585	29,100	29,100	29,100	0	0.0%
507544 - IT Contracts - Storage	13,675	18,092	18,092	353,092	335,000	1851.6%
507550 - Contract & 3rd Party-Info Tech	0	3,000	3,000	0	-3,000	-100.0%
507600 - Other Contr and 3rd Pty Serv	525,764	737,477	737,477	746,391	8,914	1.2%
507615 - Interpreters	1,223	0	0	0	0	0.0%
507620 - Recording & Other Fees	19,294	2,000	2,000	2,000	0	0.0%
<b>Total: Contracted and 3rd Party Service</b>	<b>880,091</b>	<b>1,114,669</b>	<b>1,114,669</b>	<b>1,446,583</b>	<b>331,914</b>	<b>29.8%</b>

<b>PerDiem and Other Personal Services</b>	<b>FY2025 Actuals</b>	<b>FY2026 Original As Passed Budget</b>	<b>FY2026 Governor's BAA Recommended Budget</b>	<b>FY2027 Governor's Recommended Budget</b>	<b>Difference Between FY2027 Governor's Recommended and FY2026 As Passed</b>	<b>Percent Change FY2027 Governor's Recommended and FY2026 As Passed</b>
<b>Description</b>						
505700 - Catamount Health Assessment	944	500	500	500	0	0.0%
506100 - Court System Personal Services	0	290	290	290	0	0.0%
506200 - Other Pers Serv	0	270,000	270,000	0	-270,000	-100.0%
506210 - Depositions	7,446	3,000	3,000	3,000	0	0.0%
506220 - Transcripts	25,562	15,300	15,300	15,300	0	0.0%
506240 - Service of Papers	2,619	1,500	1,500	1,500	0	0.0%
<b>Total: PerDiem and Other Personal Services</b>	<b>36,571</b>	<b>290,590</b>	<b>290,590</b>	<b>20,590</b>	<b>-270,000</b>	<b>-92.9%</b>

<b>Total: 1. PERSONAL SERVICES</b>	<b>14,333,132</b>	<b>15,528,060</b>	<b>15,528,060</b>	<b>17,032,330</b>	<b>1,504,270</b>	<b>9.7%</b>
------------------------------------	-------------------	-------------------	-------------------	-------------------	------------------	-------------

**Budget Object Group: 2. OPERATING**

Equipment	FY2025 Actuals	FY2026 Original As Passed Budget	FY2026 Governor's BAA Recommended Budget	FY2027 Governor's Recommended Budget	Difference Between FY2027 Governor's Recommended and FY2026 As Passed	Percent Change FY2027 Governor's Recommended and FY2026 As Passed
<b>Description</b>						
522400 - Other Equipment	0	180	180	180	0	0.0%
522410 - Office Equipment	0	383	383	383	0	0.0%
522700 - Furniture & Fixtures	1,987	0	0	-	0	0.0%
<b>Total: Equipment</b>	<b>1,987</b>	<b>563</b>	<b>563</b>	<b>563</b>	<b>0</b>	<b>0.0%</b>

IT/Telecom Services and Equipment	FY2025 Actuals	FY2026 Original As Passed Budget	FY2026 Governor's BAA Recommended Budget	FY2027 Governor's Recommended Budget	Difference Between FY2027 Governor's Recommended and FY2026 As Passed	Percent Change FY2027 Governor's Recommended and FY2026 As Passed
<b>Description</b>						
514704 - Hardware Lease-Print Copy Scan	2,400	4,700	4,700	4,700	0	0.0%
516600 - Communications	1,803	2,160	2,160	2,160	0	0.0%
516605 - ADS VOIP Exp	19,475	23,664	23,664	23,544	-120	-0.5%
516652 - Telecom-Telephone Service	1,681	1,980	1,980	1,980	0	0.0%
516659 - Telecom-Wireless Phone Service	19,668	17,406	17,406	17,406	0	0.0%
516660 - ADS Service Level Agreement	160,847	185,035	185,035	44,565	-140,470	-75.9%
516671 - IT Inter Svc Cost-VISION/ISD	87,852	95,903	95,903	103,958	8,055	8.4%
516672 - IT Inter Svc Cost ADS Telephon	101	600	600	300	-300	-50.0%
516685 - IT Inter Svc ADS Allocated Fee	116,562	128,425	128,425	467,685	339,260	264.2%
519085 - Software as a Service	72,202	11,800	11,800	400	-11,400	-96.6%
522201 - Hardware-Computer Peripherals	4,016	11,500	11,500	11,500	0	0.0%
522216 - Hardware-Desktop & Laptop PCs	36,615	37,125	37,125	37,125	0	0.0%
522217 - Hardware-Printers,Copiers,Scan	0	2,500	2,500	2,500	0	0.0%
522258 - Hardware-Pers Mobile Devices	266	0	0	0	0	0.0%
522275 - Hardware-Servers	46,390	0	0	0	0	0.0%
522286 - Software - Desktop	0	1,500	1,500	1,500	0	0.0%
<b>Total: IT/Telecom Services and Equipment</b>	<b>569,879</b>	<b>524,298</b>	<b>524,298</b>	<b>719,323</b>	<b>195,025</b>	<b>37.2%</b>

IT Repair and Maintenance Services	FY2025 Actuals	FY2026 Original As Passed Budget	FY2026 Governor's BAA Recommended Budget	FY2027 Governor's Recommended Budget	Difference Between FY2027 Governor's Recommended and FY2026 As Passed	Percent Change FY2027 Governor's Recommended and FY2026 As Passed
<b>Description</b>						
513037 - Hardware-Rep&Maint-Desk Lap PC	554	0	0	0	0	0.0%
513058 - Software-Repair&Maint-Desktop	91,113	40,718	40,718	40,718	0	0.0%

<b>Total: IT Repair and Maintenance Services</b>	<b>91,667</b>	<b>40,718</b>	<b>40,718</b>	<b>40,718</b>	<b>0</b>	<b>0.0%</b>
--	---------------	---------------	---------------	---------------	----------	-------------

		<b>FY2026 Original As Passed Budget</b>	<b>FY2026 Governor's BAA Recommended Budget</b>	<b>FY2027 Governor's Recommended Budget</b>	<b>Difference Between FY2027 Governor's Recommended and FY2026 As Passed</b>	<b>Percent Change FY2027 Governor's Recommended and FY2026 As Passed</b>
<b>Other Operating Expenses</b>	<b>FY2025 Actuals</b>					
<b>Description</b>						
523620 - Single Audit Allocation	5,614	5,465	5,465	6,120	655	12.0%
524000 - Bank Service Charges	2,812	0	0	0	0	0.0%
<b>Total: Other Operating Expenses</b>	<b>8,426</b>	<b>5,465</b>	<b>5,465</b>	<b>6,120</b>	<b>655</b>	<b>12.0%</b>

		<b>FY2026 Original As Passed Budget</b>	<b>FY2026 Governor's BAA Recommended Budget</b>	<b>FY2027 Governor's Recommended Budget</b>	<b>Difference Between FY2027 Governor's Recommended and FY2026 As Passed</b>	<b>Percent Change FY2027 Governor's Recommended and FY2026 As Passed</b>
<b>Other Rental</b>	<b>FY2025 Actuals</b>					
<b>Description</b>						
514550 - Rental - Auto	63,049	53,295	53,295	51,700	-1,595	-3.0%
515000 - Rental - Other	80	0	0	0	0	0.0%
<b>Total: Other Rental</b>	<b>63,129</b>	<b>53,295</b>	<b>53,295</b>	<b>51,700</b>	<b>-1,595</b>	<b>-3.0%</b>

		<b>FY2026 Original As Passed Budget</b>	<b>FY2026 Governor's BAA Recommended Budget</b>	<b>FY2027 Governor's Recommended Budget</b>	<b>Difference Between FY2027 Governor's Recommended and FY2026 As Passed</b>	<b>Percent Change FY2027 Governor's Recommended and FY2026 As Passed</b>
<b>Other Purchased Services</b>	<b>FY2025 Actuals</b>					
<b>Description</b>						
516000 - Insurance other than Empl Bene	5,778	5,854	5,854	5,554	-300	-5.1%
516010 - Insurance - General Liability	76,235	77,961	77,961	79,183	1,222	1.6%
516020 - Insurance - Auto	305	0	0	0	0	0.0%
516500 - Dues	54,634	53,125	53,125	50,135	-2,990	-5.6%
516550 - Licenses	16,978	13,120	13,120	13,120	0	0.0%
516610 - Data Circuits	4,631	3,900	3,900	3,900	0	0.0%
516820 - Advertising - Job Vacancies	1,050	0	0	0	0	0.0%
517000 - Printing and Binding	727	7,790	7,790	7,890	100	1.3%
517005 - Printing & Binding-BGS Copy Ct	0	250	250	250	0	0.0%
517020 - Photocopying	4,812	975	975	975	0	0.0%
517100 - Registration for Meetings&Conf	12,370	12,850	12,850	12,300	-550	-4.3%
517200 - Postage	4,037	4,200	4,200	4,200	0	0.0%
517300 - Freight & Express Mail	846	580	580	580	0	0.0%
517400 - Instate Conf, Meetings, Etc	963	0	0	0	0	0.0%
518355 - Witnesses	242	200	200	200	0	0.0%
519000 - Other Purchased Services	5,438	0	0	0	0	0.0%

519006 - Human Resources Services	84,788	82,560	82,560	90,778	8,218	10.0%
519040 - Moving State Agencies	2,940	0	0	0	0	0.0%
<b>Total: Other Purchased Services</b>	<b>276,773</b>	<b>263,365</b>	<b>263,365</b>	<b>269,065</b>	<b>5,700</b>	<b>2.2%</b>

	FY2025 Actuals	FY2026 Original As Passed Budget	FY2026 Governor's BAA Recommended Budget	FY2027 Governor's Recommended Budget	Difference Between FY2027 Governor's Recommended and FY2026 As Passed	Percent Change FY2027 Governor's Recommended and FY2026 As Passed
<b>Property and Maintenance</b>						
<b>Description</b>						
510220 - Recycling	1,813	775	775	775	0	0.0%
512300 - Rep & Maint - Motor Vehicles	475	0	0	0	0	0.0%
513102 - Repair&Maint-Postage Meters	306	300	300	300	0	0.0%
<b>Total: Property and Maintenance</b>	<b>2,594</b>	<b>1,075</b>	<b>1,075</b>	<b>1,075</b>	<b>0</b>	<b>0.0%</b>

	FY2025 Actuals	FY2026 Original As Passed Budget	FY2026 Governor's BAA Recommended Budget	FY2027 Governor's Recommended Budget	Difference Between FY2027 Governor's Recommended and FY2026 As Passed	Percent Change FY2027 Governor's Recommended and FY2026 As Passed
<b>Property Rental</b>						
<b>Description</b>						
514000 - Rent Land & Bldgs-Office Space	19,686	22,748	22,748	22,748	0	0.0%
515010 - Fee For Space Charge	752,587	719,804	719,804	756,592	36,788	5.1%
<b>Total: Property Rental</b>	<b>772,273</b>	<b>742,552</b>	<b>742,552</b>	<b>779,340</b>	<b>36,788</b>	<b>5.0%</b>

	FY2025 Actuals	FY2026 Original As Passed Budget	FY2026 Governor's BAA Recommended Budget	FY2027 Governor's Recommended Budget	Difference Between FY2027 Governor's Recommended and FY2026 As Passed	Percent Change FY2027 Governor's Recommended and FY2026 As Passed
<b>Supplies</b>						
<b>Description</b>						
520000 - Office Supplies	6,522	14,540	14,540	14,540	0	0.0%
520110 - Gasoline	53	0	0	0	0	0.0%
520500 - Other General Supplies	1,328	998	998	998	0	0.0%
520510 - IT & Data Processing Supplies	837	6,306	6,306	6,306	0	0.0%
520520 - Cloth & Clothing	392	0	0	0	0	0.0%
520590 - Fire, Protection & Safety	918	2,600	2,600	2,600	0	0.0%
520595 - Police Dogs	4,116	3,360	3,360	3,360	0	0.0%
520600 - Recognition/Awards	495	0	0	0	0	0.0%
520700 - Food	1,019	0	0	0	0	0.0%
521500 - Books&Periodicals-Library/Educ	108	3,100	3,100	3,100	0	0.0%
521510 - Subscriptions	702	5,778	5,778	5,778	0	0.0%
521512 - Subscription-DOL-Electronic	23,656	25,172	25,172	25,172	0	0.0%
521515 - Subscriptions Other Info Serv	6,169	4,730	4,730	4,730	0	0.0%
521520 - Other Books & Periodicals	3,057	0	0	0	0	0.0%



<b>Total: Supplies</b>	<b>49,372</b>	<b>66,584</b>	<b>66,584</b>	<b>66,584</b>	<b>0</b>	<b>0.0%</b>
------------------------	---------------	---------------	---------------	---------------	----------	-------------

<b>Travel</b>	<b>FY2025 Actuals</b>	<b>FY2026 Original As Passed Budget</b>	<b>FY2026 Governor's BAA Recommended Budget</b>	<b>FY2027 Governor's Recommended Budget</b>	<b>Difference Between FY2027 Governor's Recommended and FY2026 As Passed</b>	<b>Percent Change FY2027 Governor's Recommended and FY2026 As Passed</b>
<b>Description</b>						
517999 - Travel In-State Employee	0	27,081	27,081	27,281	200	0.7%
518000 - Travel-Inst-Auto Mileage-Emp	9,078	0	0	0	0	0.0%
518010 - Travel-Inst-Other Transp-Emp	2,791	0	0	0	0	0.0%
518020 - Travel-Inst-Meals-Emp	94	0	0	0	0	0.0%
518030 - Travel-Inst-Lodging-Emp	8,572	10,800	10,800	10,800	0	0.0%
518040 - Travel-Inst-Incidentals-Emp	19	0	0	0	0	0.0%
518299 - Travel In-State Non-Employee	0	200	200	200	0	0.0%
518300 - Travel-Inst-Auto Mileage-Nonemp	50	0	0	0	0	0.0%
518310 - Travel-Inst-Other Trans-Nonemp	0	1,600	1,600	1,600	0	0.0%
518330 - Travel-Inst-Lodging-Nonemp	509	0	0	0	0	0.0%
518499 - Travel Out-State Employee	0	66,039	66,039	64,793	-1,246	-1.9%
518500 - Travel-Outst-Auto Mileage-Emp	1,617	0	0	0	0	0.0%
518510 - Travel-Outst-Other Trans-Emp	11,034	0	0	0	0	0.0%
518520 - Travel-Outst-Meals-Emp	3,033	0	0	0	0	0.0%
518530 - Travel-Outst-Lodging-Emp	13,283	0	0	0	0	0.0%
518540 - Travel-Outst-Incidentals-Emp	131	0	0	0	0	0.0%
518699 - Travel Out-State Non-Employee	0	6,810	6,810	6,810	0	0.0%
518710 - Travel-Outst-Other Trans-Nonemp	2,162	0	0	0	0	0.0%
518730 - Travel-Outst-Lodging-Nonemp	1,086	0	0	0	0	0.0%
<b>Total: Travel</b>	<b>53,460</b>	<b>112,530</b>	<b>112,530</b>	<b>111,484</b>	<b>-1,046</b>	<b>-0.9%</b>

<b>Total: 2. OPERATING</b>	<b>1,889,559</b>	<b>1,810,445</b>	<b>1,810,445</b>	<b>2,045,972</b>	<b>235,527</b>	<b>13.0%</b>
----------------------------	------------------	------------------	------------------	------------------	----------------	--------------

**Budget Object Group: 3. GRANTS**

<b>Grants Rollup</b>	<b>FY2025 Actuals</b>	<b>FY2026 Original As Passed Budget</b>	<b>FY2026 Governor's BAA Recommended Budget</b>	<b>FY2027 Governor's Recommended Budget</b>	<b>Difference Between FY2027 Governor's Recommended and FY2026 As Passed</b>	<b>Percent Change FY2027 Governor's Recommended and FY2026 As Passed</b>
<b>Description</b>						
550500 - Other Grants	23,136	20,000	20,000	20,000	0	0.0%
<b>Total: Grants Rollup</b>	<b>23,136</b>	<b>20,000</b>	<b>20,000</b>	<b>20,000</b>	<b>0</b>	<b>0.0%</b>
<b>Total: 3. GRANTS</b>	<b>23,136</b>	<b>20,000</b>	<b>20,000</b>	<b>20,000</b>	<b>0</b>	<b>0.0%</b>

<b>Total Expenditures</b>	<b>16,245,827</b>	<b>17,358,505</b>	<b>17,358,505</b>	<b>19,098,302</b>	<b>1,739,797</b>	<b>10.0%</b>
---------------------------	-------------------	-------------------	-------------------	-------------------	------------------	--------------

<b>Fund Name</b>	<b>FY2025 Actuals</b>	<b>FY2026 Original As Passed Budget</b>	<b>FY2026 Governor's BAA Recommended Budget</b>	<b>FY2027 Governor's Recommended Budget</b>	<b>Difference Between FY2027 Governor's Recommended and FY2026 As Passed</b>	<b>Percent Change FY2027 Governor's Recommended and FY2026 As Passed</b>
General Funds	7,749,088	8,115,240	8,115,240	8,862,036	746,796	9.2%
Special Fund	2,543,789	2,468,889	2,468,889	2,976,044	507,155	20.5%
Tobacco Settlement Fund	422,000	434,660	434,660	434,660	0	0.0%
Federal Funds	1,716,877	1,809,676	1,809,676	1,956,258	146,582	8.1%
IDT Funds	3,814,073	4,530,040	4,530,040	4,869,304	339,264	7.5%
<b>Funds Total</b>	<b>16,245,827</b>	<b>17,358,505</b>	<b>17,358,505</b>	<b>19,098,302</b>	<b>1,739,797</b>	<b>10.0%</b>

<b>Position Count</b>	<b>93.0</b>
<b>FTE Total</b>	<b>92.2</b>

**State of Vermont**  
**FY2027 Governor's Recommended Budget**  
**Interdepartmental Transfers Inventory Report**

**Organization: 2100001000 - Attorney General**

**Sec No: B.200**

**BU: 02100**

<b>Fund Name</b>	<b>Sending Org</b>	<b>Sending Org Sec No.</b>	<b>Justification</b>	<b>Budget Request Amount</b>
21500 - Inter-Unit Transfers Fund	1100110000 - Secretary of Administration - General Liability Insurance	B.103	Risk Management - Contracted Litigation Costs	\$614,000
21500 - Inter-Unit Transfers Fund	1100110000 - Secretary of Administration - General Liability Insurance	B.103	Risk Management - Legal Services	\$1,740,000
21500 - Inter-Unit Transfers Fund	1105500000 - Agency of Digital Services	B.105	Agency of Digital Services - Legal Services	\$175,000
21500 - Inter-Unit Transfers Fund	1120010000 - Human Resources - Operations	B.108	Dept of Human Resources - Legal Services	\$265,000
21500 - Inter-Unit Transfers Fund	1140010000 - Tax - Administration/Collection	B.111	Westlaw & VT Bar Association	\$2,000
21500 - Inter-Unit Transfers Fund	1150100000 - Buildings and General Services - Administration	B.112	Westlaw & VT Bar Association	\$500
21500 - Inter-Unit Transfers Fund	1150500000 - Buildings and General Services - Purchasing	B.115	Buildings & General Services - Legal Services	\$190,000
21500 - Inter-Unit Transfers Fund	1260010000 - State Treasurer	B.131	State Treasurer's Office - Legal Services	\$30,000
21500 - Inter-Unit Transfers Fund	1266001000 - Vermont Pension Investment Commission	B.134.1	VT Pension Investment Committee - Legal Services	\$100,000
21500 - Inter-Unit Transfers Fund	2140060000 - Public Safety - Administration	B.208	Dept of Public Safety - Legal Services	\$35,000
21500 - Inter-Unit Transfers Fund	2160010000 - Center for Crime Victim Services	B.220	STOP Grant	\$47,517
21500 - Inter-Unit Transfers Fund	2200010000 - Agriculture, Food and Markets - Administration	B.222	Westlaw & VT Bar Association	\$1,000
21500 - Inter-Unit Transfers Fund	2210080000 - Financial Regulation - Administration	B.226	Dept of Financial Regulation - Legal Services	\$20,000
21500 - Inter-Unit Transfers Fund	2240000000 - Public Service - Regulation and Energy	B.233	Dept of Public Service - Legal Services	\$25,000

21500 - Inter-Unit Transfers Fund	2320010000 - Liquor & Lottery Commissioner's Office	B.236.1	Dept of Liquor & Lottery - Legal Services	\$180,000
21500 - Inter-Unit Transfers Fund	3400020000 - AHS - Administrative Fund	B.305	Agency of Human Services - Legal Services	\$260,000
21500 - Inter-Unit Transfers Fund	3400020000 - AHS - Administrative Fund	B.305	Westlaw & VT Bar Association	\$500
21500 - Inter-Unit Transfers Fund	3410010000 - Department of Vermont Health Access - Administration	B.306	Westlaw & VT Bar Association	\$1,500
21500 - Inter-Unit Transfers Fund	3420010000 - Health - Administration and Support	B.311	Westlaw & VT Bar Association	\$1,000
21500 - Inter-Unit Transfers Fund	3420021000 - Health - Public Health	B.312	Board of Medical Practice - Expert Contracts	\$78,287
21500 - Inter-Unit Transfers Fund	3420021000 - Health - Public Health	B.312	Board of Medical Practice - Legal Services	\$480,000
21500 - Inter-Unit Transfers Fund	3150070000 - Mental Health - Mental Health	B.314	Westlaw & VT Bar Association	\$1,500
21500 - Inter-Unit Transfers Fund	3440020000 - Department for Children and Families - Family Services	B.317	Westlaw, VT Bar Association & VT Paralegal Organization	\$5,500
21500 - Inter-Unit Transfers Fund	3440080000 - Department for Children and Families - Reach Up	B.323	Westlaw & VT Bar Association	\$1,000
21500 - Inter-Unit Transfers Fund	3480001000 - Corrections - Administration	B.335	PACER, Westlaw & VT Bar Association	\$1,500
21500 - Inter-Unit Transfers Fund	3480001000 - Corrections - Administration	B.335	Dept of Corrections - Legal Services	\$260,000
21500 - Inter-Unit Transfers Fund	5100010000 - Education - Finance and Administration	B.500	PACER, Westlaw & VT Bar Association	\$500
21500 - Inter-Unit Transfers Fund	6140020000 - Environmental Conservation - Management and Support Services	B.709	Dept of Environmental Conservation - Legal Services	\$55,000
21500 - Inter-Unit Transfers Fund	6140030000 - Environmental Conservation - Air and Waste Management	B.710	Dept of Environmental Conservation - Legal Services	\$155,000
21500 - Inter-Unit Transfers Fund	8100000100 - Transportation - Finance and Administration	B.900	Agency of Transportation - Legal Services	\$140,000
21500 - Inter-Unit Transfers Fund	8100000100 - Transportation - Finance and Administration	B.900	Westlaw, VT Bar Association & VT Paralegal Organization	\$3,000
<b>Total</b>				<b>\$4,869,304</b>

Fund Name	Budget Request Amount
21500 - Inter-Unit Transfers Fund	\$4,869,304
<b>Total</b>	<b>\$4,869,304</b>

**State of Vermont**  
**FY2027 Governor's Recommended Budget**  
**Federal Receipts Inventory Report**

**Organization: 2100001000 - Attorney General**

**Sec No: B.200**

**BU: 02100**

<b>Fund Name</b>	<b>Federal Grant Number (ALN)</b>	<b>Federal Grant Name</b>	<b>Justification</b>	<b>Budget Request Amount</b>
22005 - Federal Revenue Fund	16.543	DOJ/OJP/JJDP/Internet Crimes Against Children	RPT - Description (Uncategorized)	\$339,440
22005 - Federal Revenue Fund	93.775	HHS/OIG/State Medicaid Fraud Control Units	RPT - Description (Uncategorized)	\$1,547,275
22005 - Federal Revenue Fund	30.002	Equal Employment Opportunity Commission	Federal Contract - NOT a grant	\$69,543
<b>Total</b>				<b>\$1,956,258</b>

<b>Fund Name</b>	<b>Budget Request Amount</b>
22005 - Federal Revenue Fund	\$1,956,258
<b>Total</b>	<b>\$1,956,258</b>

**State of Vermont**  
**FY2027 Governor's Recommended Budget**  
**Grants Out Inventory Report**

**Organization: 2100001000 - Attorney General**

**Sec No: B.200**

**BU: 02100**

Fund Name	Grant Recipient	Grant Purpose	Prior Year Budget Amount	Budget Request Amount	Variance
22005 - Federal Revenue Fund	Prevent Child Abuse Vermont	Internet Crimes Against Children - Education	\$20,000	\$20,000	\$0
<b>Total</b>			<b>\$20,000</b>	<b>\$20,000</b>	<b>\$0</b>

Fund Name	Prior Year Budget Amount	Budget Request Amount	Variance
22005 - Federal Revenue Fund	\$20,000	\$20,000	\$0
<b>Total</b>	<b>\$20,000</b>	<b>\$20,000</b>	<b>\$0</b>



**State of Vermont**  
**FY2027 Governor's Recommended Budget**  
**Position Summary Report**

**Organization: 2100001000 - Attorney General**

**Sec No: B.200**

**BU: 02100**

Position Number	Classification	FTE	Count	Gross Salary	State Benefits	Federally Mandated	Total
190011	[058900] IT Manager II	1	1	\$130,644	\$80,928	\$9,368	\$220,940
190073	[059500] Dir Diversion & Pretrial Svcs	1	1	\$111,405	\$49,102	\$8,294	\$168,801
190085	[059505] Court Diversion Assistant Dir	1	1	\$74,318	\$54,589	\$5,686	\$134,593
190006	[080500] Chief Asst Atty General	1	1	\$158,371	\$63,401	\$11,888	\$233,660
190002	[082500] Victim's Advocate	1	1	\$79,685	\$65,701	\$5,469	\$150,855
190036	[089030] Financial Specialist II	1	1	\$71,199	\$51,991	\$4,990	\$128,180
190018	[089130] Financial Director I	1	1	\$102,336	\$72,643	\$7,202	\$182,181
190083	[089150] Financial Director III	1	1	\$138,466	\$72,322	\$10,137	\$220,925
190072	[089220] Administrative Svcs Cord I	1	1	\$53,519	\$48,250	\$4,095	\$105,864
190078	[089220] Administrative Svcs Cord I	1	1	\$65,146	\$61,357	\$4,357	\$130,860
190001	[515100] AGO Criminal Investigator	1	1	\$107,161	\$62,734	\$7,743	\$177,638
190003	[515100] AGO Criminal Investigator	1	1	\$98,363	\$45,207	\$7,297	\$150,867
190010	[515100] AGO Criminal Investigator	1	1	\$84,614	\$55,998	\$6,017	\$146,629
190061	[515100] AGO Criminal Investigator	1	1	\$95,722	\$44,417	\$7,323	\$147,462
190067	[515100] AGO Criminal Investigator	1	1	\$95,722	\$29,516	\$7,323	\$132,561
190077	[515100] AGO Criminal Investigator	1	1	\$98,363	\$60,104	\$7,069	\$165,536
190009	[515205] AGO Civil Investigator II	1	1	\$72,654	\$63,599	\$4,929	\$141,182
190049	[515205] AGO Civil Investigator II	1	1	\$82,432	\$55,346	\$5,849	\$143,627
190065	[515205] AGO Civil Investigator II	1	1	\$80,163	\$54,668	\$5,677	\$140,508
190017	[515210] AGO Senior Civil Investigator	1	1	\$87,443	\$41,712	\$6,462	\$135,617
190066	[515210] AGO Senior Civil Investigator	1	1	\$87,442	\$41,947	\$6,464	\$135,853
190076	[515300] AGO Civil Fraud Investigator	1	1	\$74,984	\$38,220	\$5,508	\$118,712
190071	[515600] AGO Legal Assistant III	1	1	\$75,212	\$38,290	\$5,526	\$119,028
190005	[515700] AGO Paralegal I	1	1	\$73,258	\$52,604	\$5,148	\$131,010
190019	[515700] AGO Paralegal I	1	1	\$59,134	\$48,385	\$4,068	\$111,587
190062	[515700] AGO Paralegal I	1	1	\$55,432	\$16,598	\$4,241	\$76,271
190004	[515800] AGO Paralegal II	1	1	\$62,546	\$49,404	\$4,328	\$116,278
190012	[515800] AGO Paralegal II	1	1	\$62,546	\$49,404	\$4,328	\$116,278

190069	[515800] AGO Paralegal II	1	1	\$64,667	\$35,139	\$4,719	\$104,525
190007	[515900] AGO Paralegal III	1	1	\$68,412	\$62,331	\$4,607	\$135,350
190008	[515900] AGO Paralegal III	1	1	\$70,699	\$51,840	\$4,952	\$127,491
190068	[515900] AGO Paralegal III	1	1	\$70,699	\$51,840	\$4,953	\$127,492
190079	[515900] AGO Paralegal III	1	1	\$77,668	\$53,922	\$5,486	\$137,076
190082	[515900] AGO Paralegal III	1	1	\$62,213	\$34,402	\$4,531	\$101,146
190064	[620200] Medicaid Reg & Fiscal Analyst	1	1	\$94,807	\$70,217	\$6,625	\$171,649
190080	[620200] Medicaid Reg & Fiscal Analyst	1	1	\$80,163	\$65,842	\$5,507	\$151,512
197001	[90040P] Attorney General	1	1	\$177,944	\$83,521	\$13,157	\$274,622
197002	[91290D] Deputy Attorney General	1	1	\$161,076	\$63,786	\$12,093	\$236,955
197073	[91590X] Private Secretary	1	1	\$69,618	\$44,965	\$4,870	\$119,453
197027	[95360E] Principal Assistant	1	1	\$119,039	\$66,255	\$8,479	\$193,773
197053	[95867E] Staff Attorney II	1	1	\$77,962	\$39,034	\$5,736	\$122,732
197059	[95867E] Staff Attorney II	1	1	\$73,377	\$37,864	\$5,386	\$116,627
197074	[95867E] Staff Attorney II	1	1	\$79,954	\$56,282	\$6,116	\$142,352
197009	[95868E] Staff Attorney III	1	1	\$106,933	\$62,847	\$7,724	\$177,504
197014	[95868E] Staff Attorney III	1	1	\$91,995	\$27,679	\$7,038	\$126,712
197017	[95868E] Staff Attorney III	1	1	\$104,528	\$37,210	\$7,768	\$149,506
197018	[95868E] Staff Attorney III	1	1	\$100,288	\$30,169	\$7,672	\$138,129
197023	[95868E] Staff Attorney III	1	1	\$91,673	\$59,802	\$7,013	\$158,488
197026	[95868E] Staff Attorney III	1	1	\$119,288	\$56,671	\$9,126	\$185,085
197040	[95868E] Staff Attorney III	1	1	\$92,711	\$68,850	\$6,343	\$167,904
197043	[95868E] Staff Attorney III	1	1	\$121,389	\$78,364	\$8,659	\$208,412
197044	[95868E] Staff Attorney III	1	1	\$115,687	\$76,650	\$8,222	\$200,559
197046	[95868E] Staff Attorney III	1	1	\$119,288	\$56,469	\$9,125	\$184,882
197049	[95868E] Staff Attorney III	1	1	\$94,244	\$59,034	\$6,754	\$160,032
197063	[95868E] Staff Attorney III	1	1	\$117,858	\$77,304	\$8,389	\$203,551
197072	[95868E] Staff Attorney III	1	1	\$119,288	\$77,733	\$8,499	\$205,520
197005	[95869E] Staff Attorney IV	1	1	\$130,187	\$81,009	\$9,332	\$220,528
197006	[95869E] Staff Attorney IV	1	1	\$129,073	\$68,308	\$9,247	\$206,628
197007	[95869E] Staff Attorney IV	1	1	\$121,928	\$66,393	\$8,700	\$197,021
197008	[95869E] Staff Attorney IV	1	1	\$114,254	\$65,276	\$8,114	\$187,644
197011	[95869E] Staff Attorney IV	1	1	\$115,861	\$65,526	\$8,407	\$189,794
197012	[95869E] Staff Attorney IV	1	1	\$121,313	\$66,720	\$8,653	\$196,686
197016	[95869E] Staff Attorney IV	1	1	\$66,550	\$14,537	\$5,091	\$86,178
197019	[95869E] Staff Attorney IV	1	1	\$125,823	\$38,254	\$9,626	\$173,703
197024	[95869E] Staff Attorney IV	1	1	\$127,105	\$80,082	\$9,096	\$216,283
197028	[95869E] Staff Attorney IV	1	1	\$126,610	\$25,949	\$9,686	\$162,245
197029	[95869E] Staff Attorney IV	1	1	\$118,491	\$51,103	\$8,836	\$178,430
197047	[95869E] Staff Attorney IV	1	1	\$134,745	\$77,009	\$9,763	\$221,517
197048	[95869E] Staff Attorney IV	1	1	\$126,693	\$67,820	\$9,065	\$203,578

197051	[95869E] Staff Attorney IV	1	1	\$115,223	\$66,878	\$8,815	\$190,916
197056	[95869E] Staff Attorney IV	1	1	\$130,188	\$57,361	\$9,503	\$197,052
197057	[95869E] Staff Attorney IV	1	1	\$128,773	\$27,271	\$9,851	\$165,895
197061	[95869E] Staff Attorney IV	1	1	\$125,823	\$53,155	\$9,397	\$188,375
197062	[95869E] Staff Attorney IV	1	1	\$122,522	\$36,395	\$9,373	\$168,290
197065	[95869E] Staff Attorney IV	1	1	\$128,772	\$80,582	\$9,224	\$218,578
197067	[95869E] Staff Attorney IV	1	1	\$125,535	\$79,609	\$8,976	\$214,120
197069	[95869E] Staff Attorney IV	1	1	\$116,433	\$50,801	\$8,679	\$175,913
197071	[95869E] Staff Attorney IV	1	1	\$123,800	\$78,629	\$9,471	\$211,900
197003	[95873E] Legal Division Chief	1	1	\$146,744	\$74,810	\$10,768	\$232,322
197013	[95873E] Legal Division Chief	1	1	\$146,744	\$85,982	\$10,598	\$243,324
197054	[95873E] Legal Division Chief	1	1	\$146,744	\$59,908	\$10,998	\$217,650
197066	[95873E] Legal Division Chief	1	1	\$146,744	\$30,949	\$11,226	\$188,919
197068	[95873E] Legal Division Chief	1	1	\$146,744	\$30,949	\$11,226	\$188,919
197004	[95875E] Sr Asst Atty General	1	1	\$127,390	\$44,792	\$9,473	\$181,655
197010	[95875E] Sr Asst Atty General	1	1	\$140,213	\$84,020	\$10,099	\$234,332
197015	[95875E] Sr Asst Atty General	1	1	\$129,418	\$68,377	\$9,274	\$207,069
197020	[95875E] Sr Asst Atty General	1	1	\$143,248	\$61,762	\$10,960	\$215,970
197021	[95875E] Sr Asst Atty General	1	1	\$137,134	\$83,095	\$9,864	\$230,093
197045	[95875E] Sr Asst Atty General	1	1	\$146,326	\$71,839	\$10,567	\$228,732
197055	[95875E] Sr Asst Atty General	1	1	\$135,804	\$43,610	\$10,161	\$189,575
197058	[95875E] Sr Asst Atty General	1	1	\$139,006	\$78,325	\$9,885	\$227,216
197060	[95875E] Sr Asst Atty General	1	1	\$123,157	\$78,894	\$8,795	\$210,846
197070	[95875E] Sr Asst Atty General	1	1	\$114,147	\$65,254	\$8,105	\$187,506
<b>Total</b>		<b>92</b>	<b>93</b>	<b>\$9,927,013</b>	<b>\$5,315,692</b>	<b>\$725,239</b>	<b>\$15,967,944</b>

Fund #	Fund Name	FTE	Count	Gross Salary	State Benefits	Federally Mandated	Total
10000	10000 - General Fund	49	49	\$5,241,201	\$2,793,292	\$383,449	\$8,417,942
21054	21054 - Misc Fines & Penalties	2	2	\$225,060	\$146,638	\$16,192	\$387,890
21370	21370 - Tobacco Litigation Settlement	2	2	\$209,761	\$125,715	\$15,169	\$350,645
21500	21500 - Inter-Unit Transfers Fund	22	23	\$2,534,280	\$1,216,665	\$186,481	\$3,937,426
21638	21638 - AG-Fees & Reimburs-Court Order	7	7	\$766,626	\$426,331	\$55,644	\$1,248,601
21870	21870 - Misc Special Revenue	1	1	\$105,151	\$63,495	\$7,609	\$176,255
21908	21908 - Misc Grants Fund	0	1	\$48,488	\$36,008	\$3,318	\$87,814
22005	22005 - Federal Revenue Fund	8	8	\$796,446	\$507,548	\$57,377	\$1,361,371
<b>Total</b>		<b>92</b>	<b>93</b>	<b>\$9,927,013</b>	<b>\$5,315,692</b>	<b>\$725,239</b>	<b>\$15,967,944</b>

**State of Vermont**  
**FY2027 Governor's Recommended Budget**  
**Rollup Report**

**Organization: 2100002000 - Vermont Court Diversion**  
**Sec No: B.201**  
**BU: 02100**

**Budget Object Group: 1. PERSONAL SERVICES**

Budget Object Rollup Name	FY2025 Actuals	FY2026 Original As Passed Budget	FY2026 Governor's BAA Recommended Budget	FY2027 Governor's Recommended Budget	Difference Between FY2027 Governor's Recommended and FY2026 As Passed	Percent Change FY2027 Governor's Recommended and FY2026 As Passed
Contracted & 3rd Party Service	104	1,250	1,250	1,250	0	0.0%
<b>Budget Object Group Total: 1. PERSONAL SERVICES</b>	<b>104</b>	<b>1,250</b>	<b>1,250</b>	<b>1,250</b>	<b>0</b>	<b>0.0%</b>

**Budget Object Group: 2. OPERATING**

Budget Object Rollup Name	FY2025 Actuals	FY2026 Original As Passed Budget	FY2026 Governor's BAA Recommended Budget	FY2027 Governor's Recommended Budget	FY2027 Governor's Recommended to FY2026 As Passed	Percent Change FY2027 Governor's Recommended and FY2026 As Passed
Property Rental	14,085	0	0	0	0	#DIV/0!
<b>Budget Object Group Total: 2. OPERATING</b>	<b>14,085</b>	<b>0</b>	<b>0</b>	<b>0</b>	<b>0</b>	<b>#DIV/0!</b>

**Budget Object Group: 3. GRANTS**

Budget Object Rollup Name	FY2025 Actuals	FY2026 Original As Passed Budget	FY2026 Governor's BAA Recommended Budget	FY2027 Governor's Recommended Budget	Difference Between FY2027 Governor's Recommended and FY2026 As Passed	Percent Change FY2027 Governor's Recommended and FY2026 As Passed
Grants	3,348,430	4,874,343	4,874,343	5,012,871	138,528	2.8%
<b>Budget Object Group Total: 3. GRANTS</b>	<b>3,348,430</b>	<b>4,874,343</b>	<b>4,874,343</b>	<b>5,012,871</b>	<b>138,528</b>	<b>2.8%</b>

<b>Total Expenditures</b>	<b>3,362,619</b>	<b>4,875,593</b>	<b>4,875,593</b>	<b>5,014,121</b>	<b>138,528</b>	<b>2.8%</b>
---------------------------	------------------	------------------	------------------	------------------	----------------	-------------

<b>Fund Name</b>	<b>FY2025 Actuals</b>	<b>FY2026 Original As Passed Budget</b>	<b>FY2026 Governor's BAA Recommended Budget</b>	<b>FY2027 Governor's Recommended Budget</b>	<b>Difference Between FY2027 Governor's Recommended and FY2026 As Passed</b>	<b>Percent Change FY2027 Governor's Recommended and FY2026 As Passed</b>
General Funds	3,143,931	4,617,596	4,617,596	4,756,124	138,528	3.0%
Special Fund	218,688	257,997	257,997	257,997	0	0.0%
<b>Funds Total</b>	<b>3,362,619</b>	<b>4,875,593</b>	<b>4,875,593</b>	<b>5,014,121</b>	<b>138,528</b>	<b>2.8%</b>

**State of Vermont**  
**FY2027 Governor's Recommended Budget**  
**Detail Report**

**Organization: 2100002000 - Vermont Court Diversion**  
**Sec No: B.201**  
**BU: 02100**

**Budget Object Group: 1. PERSONAL SERVICES**

		FY2026 Original As Passed Budget	FY2026 Governor's BAA Recommended Budget	FY2027 Governor's Recommended Budget	Difference Between FY2027 Governor's Recommended and FY2026 As Passed	Percent Change FY2027 Governor's Recommended and FY2026 As Passed
Salaries and Wages	FY2025 Actuals					
Description						
Total: Salaries and Wages	0	0	0	0	0	0.0%

		FY2026 Original As Passed Budget	FY2026 Governor's BAA Recommended Budget	FY2027 Governor's Recommended Budget	Difference Between FY2027 Governor's Recommended and FY2026 As Passed	Percent Change FY2027 Governor's Recommended and FY2026 As Passed
Fringe Benefits	FY2025 Actuals					
Description						
Total: Fringe Benefits	0	0	0	0	0	0.0%

		FY2026 Original As Passed Budget	FY2026 Governor's BAA Recommended Budget	FY2027 Governor's Recommended Budget	Difference Between FY2027 Governor's Recommended and FY2026 As Passed	Percent Change FY2027 Governor's Recommended and FY2026 As Passed
Contracted and 3rd Party Service	FY2025 Actuals					
Description						
507600 - Other Contr and 3rd Pty Serv	0	1,250	1,250	1,250	0	0.0%
507615 - Interpreters	104	0	0	0	0	0.0%
Total: Contracted and 3rd Party Service	104	1,250	1,250	1,250	0	0.0%

		FY2026 Original As Passed Budget	FY2026 Governor's BAA Recommended Budget	FY2027 Governor's Recommended Budget	Difference Between FY2027 Governor's Recommended and FY2026 As Passed	Percent Change FY2027 Governor's Recommended and FY2026 As Passed
PerDiem and Other Personal Services	FY2025 Actuals					

Description						
Total: PerDiem and Other Personal Services	0	0	0	0	0	0.0%

Total: 1. PERSONAL SERVICES	104	1,250	1,250	1,250	0	0.0%
-----------------------------	-----	-------	-------	-------	---	------

**Budget Object Group: 2. OPERATING**

		FY2026 Original As Passed Budget	FY2026 Governor's BAA Recommended Budget	FY2027 Governor's Recommended Budget	Difference Between FY2027 Governor's Recommended and FY2026 As Passed	Percent Change FY2027 Governor's Recommended and FY2026 As Passed
Equipment	FY2025 Actuals					
Description						
Total: Equipment	0	0	0	0	0	0.0%

		FY2026 Original As Passed Budget	FY2026 Governor's BAA Recommended Budget	FY2027 Governor's Recommended Budget	Difference Between FY2027 Governor's Recommended and FY2026 As Passed	Percent Change FY2027 Governor's Recommended and FY2026 As Passed
IT/Telecom Services and Equipment	FY2025 Actuals					
Description						
Total: IT/Telecom Services and Equipment	0	0	0	0	0	0.0%

		FY2026 Original As Passed Budget	FY2026 Governor's BAA Recommended Budget	FY2027 Governor's Recommended Budget	Difference Between FY2027 Governor's Recommended and FY2026 As Passed	Percent Change FY2027 Governor's Recommended and FY2026 As Passed
IT Repair and Maintenance Services	FY2025 Actuals					
Description						
Total: IT Repair and Maintenance Services	0	0	0	0	0	0.0%

		FY2026 Original As Passed Budget	FY2026 Governor's BAA Recommended Budget	FY2027 Governor's Recommended Budget	Difference Between FY2027 Governor's Recommended and FY2026 As Passed	Percent Change FY2027 Governor's Recommended and FY2026 As Passed
Other Operating Expenses	FY2025 Actuals					
Description						
Total: Other Operating Expenses	0	0	0	0	0	0.0%



		FY2026 Original As Passed Budget	FY2026 Governor's BAA Recommended Budget	FY2027 Governor's Recommended Budget	Difference Between FY2027 Governor's Recommended and FY2026 As Passed	Percent Change FY2027 Governor's Recommended and FY2026 As Passed
Other Rental	FY2025 Actuals					
Description						
Total: Other Rental	0	0	0	0	0	0.0%

		FY2026 Original As Passed Budget	FY2026 Governor's BAA Recommended Budget	FY2027 Governor's Recommended Budget	Difference Between FY2027 Governor's Recommended and FY2026 As Passed	Percent Change FY2027 Governor's Recommended and FY2026 As Passed
Other Purchased Services	FY2025 Actuals					
Description						
Total: Other Purchased Services	0	0	0	0	0	0.0%

		FY2026 Original As Passed Budget	FY2026 Governor's BAA Recommended Budget	FY2027 Governor's Recommended Budget	Difference Between FY2027 Governor's Recommended and FY2026 As Passed	Percent Change FY2027 Governor's Recommended and FY2026 As Passed
Property and Maintenance	FY2025 Actuals					
Description						
Total: Property and Maintenance	0	0	0	0	0	0.0%

		FY2026 Original As Passed Budget	FY2026 Governor's BAA Recommended Budget	FY2027 Governor's Recommended Budget	Difference Between FY2027 Governor's Recommended and FY2026 As Passed	Percent Change FY2027 Governor's Recommended and FY2026 As Passed
Property Rental	FY2025 Actuals					
Description						
515010 - Fee For Space Charge	14,085	0	0	0	0	0.0%
Total: Property Rental	14,085	0	0	0	0	0.0%

		FY2026 Original As Passed Budget	FY2026 Governor's BAA Recommended Budget	FY2027 Governor's Recommended Budget	Difference Between FY2027 Governor's Recommended and FY2026 As Passed	Percent Change FY2027 Governor's Recommended and FY2026 As Passed
Supplies	FY2025 Actuals					
Description						
Total: Supplies	0	0	0	0	0	0.0%

		FY2026 Original As Passed Budget	FY2026 Governor's BAA Recommended Budget	FY2027 Governor's Recommended Budget	Difference Between FY2027 Governor's Recommended and FY2026 As Passed	Percent Change FY2027 Governor's Recommended and FY2026 As Passed
Travel	FY2025 Actuals					
Description						
Total: Travel	0	0	0	0	0	0.0%
Total: 2. OPERATING	14,085	0	0	0	0	#DIV/0!

**Budget Object Group: 3. GRANTS**

		FY2026 Original As Passed Budget	FY2026 Governor's BAA Recommended Budget	FY2027 Governor's Recommended Budget	Difference Between FY2027 Governor's Recommended and FY2026 As Passed	Percent Change FY2027 Governor's Recommended and FY2026 As Passed
Grants Rollup	FY2025 Actuals					
Description						
550000 - Grants to Municipalities	930,139	0	0	0	0	0.0%
550500 - Other Grants	2,418,291	4,874,343	4,874,343	5,012,871	138,528	2.8%
Total: Grants Rollup	3,348,430	4,874,343	4,874,343	5,012,871	138,528	2.8%
Total: 3. GRANTS	3,348,430	4,874,343	4,874,343	5,012,871	138,528	2.8%
Total Expenditures	3,362,619	4,875,593	4,875,593	5,014,121	138,528	2.8%

		FY2026 Original As Passed Budget	FY2026 Governor's BAA Recommended Budget	FY2027 Governor's Recommended Budget	Difference Between FY2027 Governor's Recommended and FY2026 As Passed	Percent Change FY2027 Governor's Recommended and FY2026 As Passed
Fund Name	FY2025 Actuals					
General Funds	3,143,931	4,617,596	4,617,596	4,756,124	138,528	3.0%
Special Fund	218,688	257,997	257,997	257,997	0	0.0%
Funds Total	3,362,619	4,875,593	4,875,593	5,014,121	138,528	2.8%

**State of Vermont  
FY2027 Governor's Recommended Budget  
Grants Out Inventory Report**

**Organization: 2100002000 - Vermont Court Diversion**

**Sec No: B.201**

**BU: 02100**

Fund Name	Grant Recipient	Grant Purpose	Prior Year Budget Amount	Budget Request Amount	Variance
10000 - General Fund	Court Diversion & Pretrial Services Providers - Statewide	Provision of Court Diversion & Pretrial Services	\$4,616,346	\$4,754,874	\$138,528
21639 - AG-Court Diversion	Court Diversion & Pretrial Services Providers - Statewide	Provision of Court Diversion & Pretrial Services	\$257,997	\$257,997	\$0
<b>Total</b>			<b>\$4,874,343</b>	<b>\$5,012,871</b>	<b>\$138,528</b>

Fund Name	Prior Year Budget Amount	Budget Request Amount	Variance
10000 - General Fund	\$4,616,346	\$4,754,874	\$138,528
21639 - AG-Court Diversion	\$257,997	\$257,997	\$0
<b>Total</b>	<b>\$4,874,343</b>	<b>\$5,012,871</b>	<b>\$138,528</b>