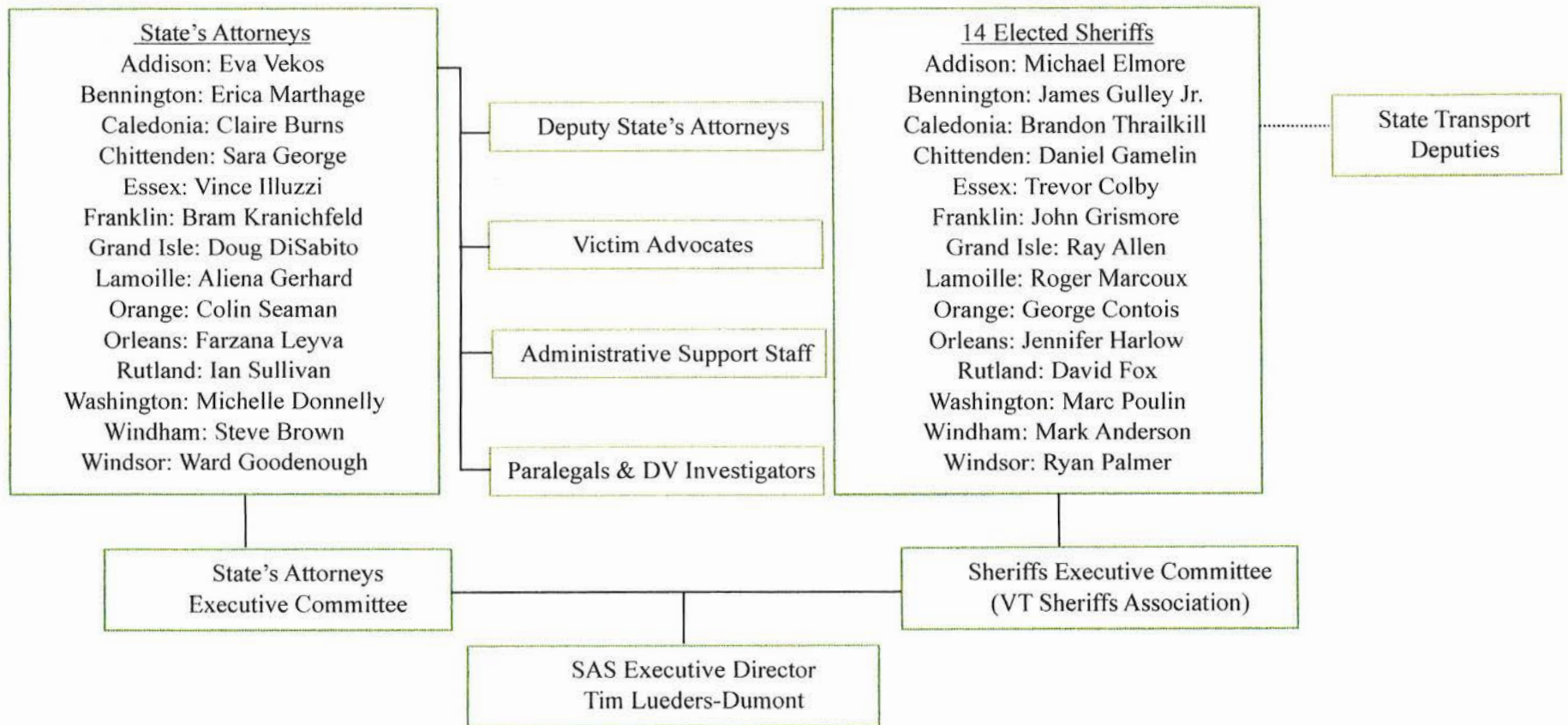
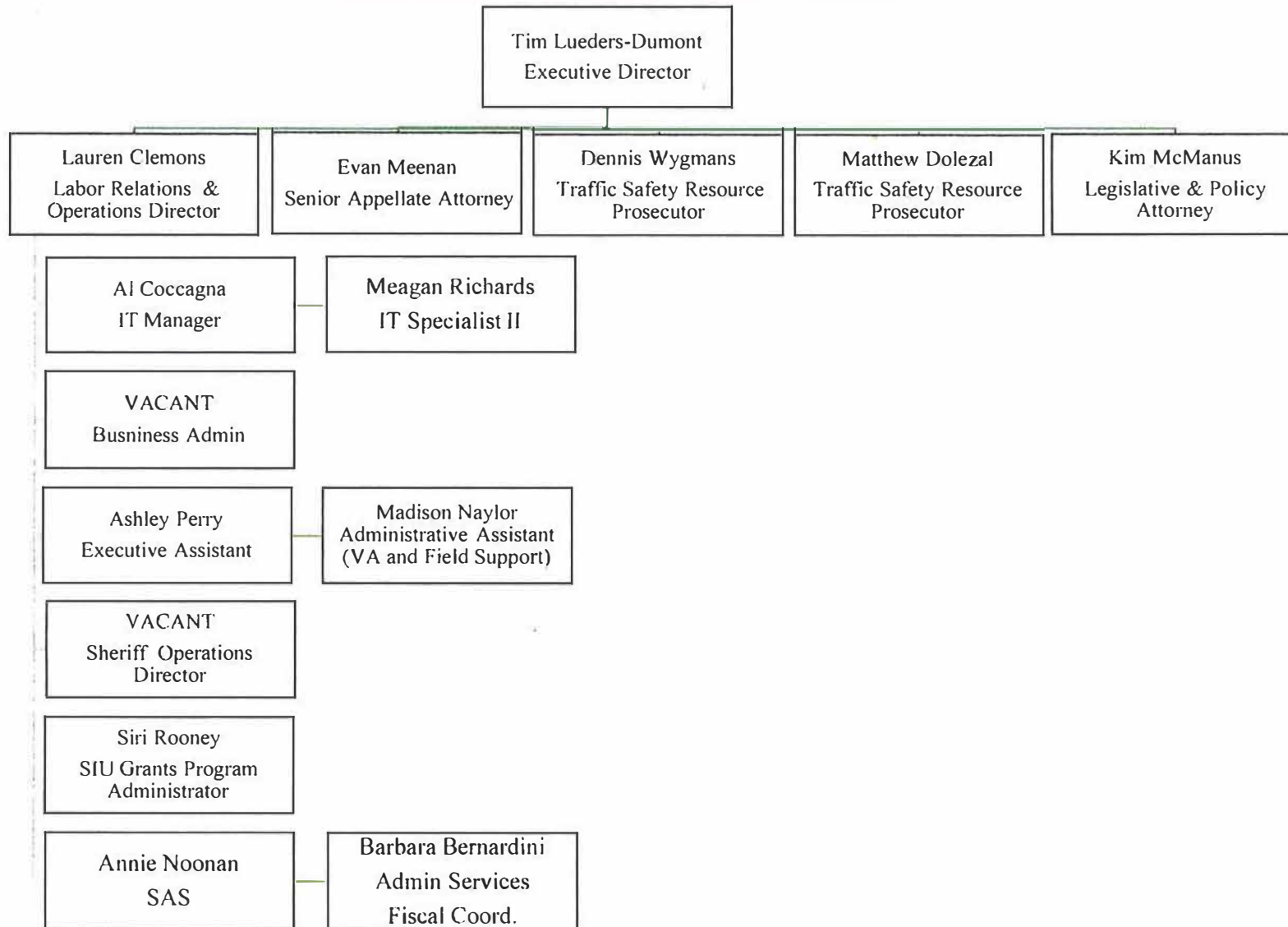


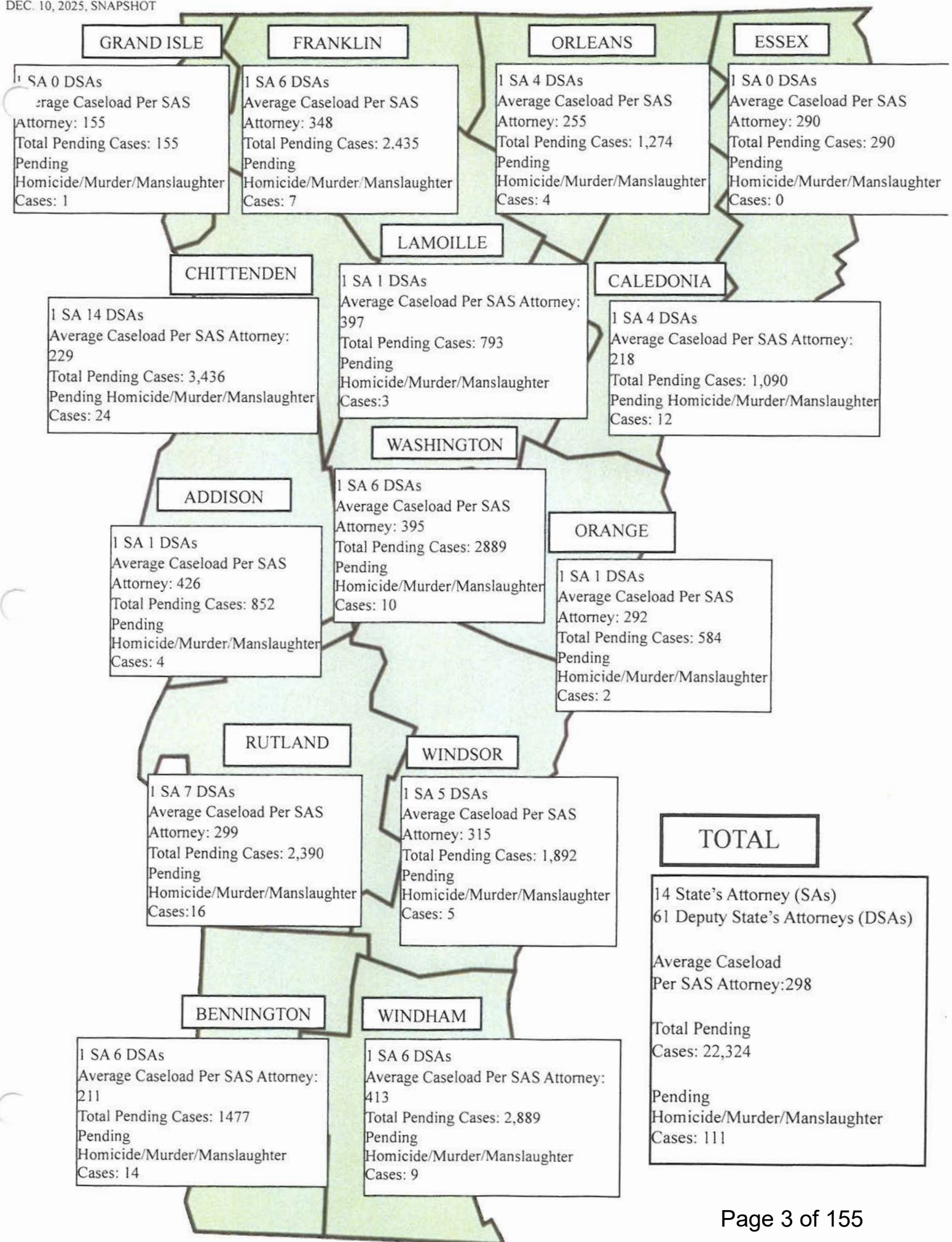
# Vermont Department of State's Attorneys and Sheriffs



# Vermont Department of State's Attorneys and Sheriffs

## SAS Central Office- Montpelier









# Department of State's Attorneys and Sheriffs

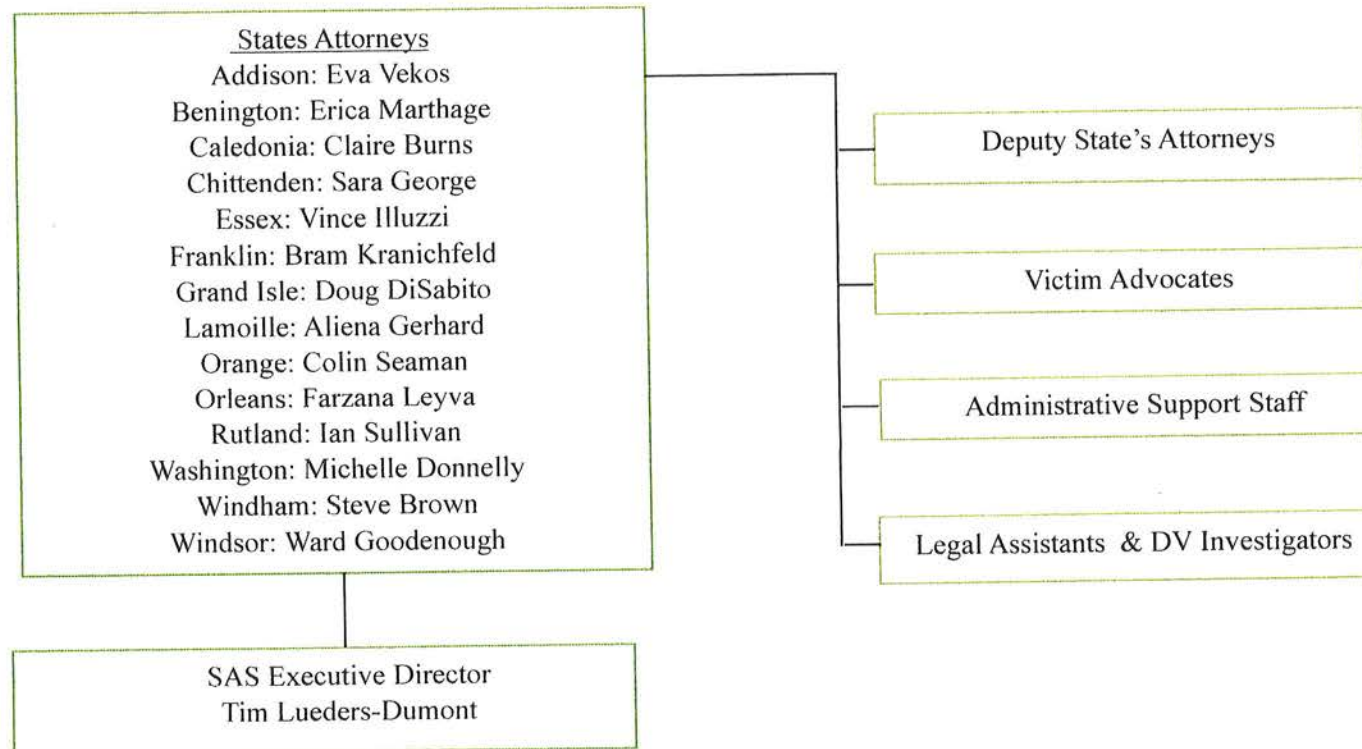
Vermont Department of State's Attorneys and Sheriffs

FY27 Budget Presentation

State's Attorneys Unit



# Vermont Department of State's Attorneys and Sheriffs



## SAS State's Attorneys Program & Budget

- FY27: \$22,328,639 all funds
- FY27 Increase: 5.7% State General Fund – 5.6% IDT 8.1%
- 2.4% increase in salaries
- 5.1% increase health insurance
- 2.6% increase retirement
- FY27 vacancy savings requires \$330,392
- Increase in mental health expert costs: \$50,000, and physical health expert costs: \$50,000
- Increase in education/training for the 123 State's Attorneys staff – all staff and invited partner and community agencies staff
- (FY26 \$21,125,336)
- Budget Issues and Other Pressures FY27
- FY27 Vacancy Savings at \$330,392 will require SAS to hold 3 positions vacant for the entire fiscal year.
- Total pending cases: 22,324, with 111 pending homicide cases. SAS handles 93% of all the homicide cases
- Caseload assignments, on average: SAS Attorneys: 300; Victim Advocates: 600; Administrative staff: 800.
- Additional staff are needed particularly in Administrative and Victim Advocate roles: 6 Administrative support staff (admins, legal assts) and 4 Victim Advocates.
- State's Attorneys' Staffing: 14 SA's, 61 DSA's, 28 Victim Advocates, 30 Administrative staff, 3 DV/Sex Assault Investigators, 5 Legal Assistants, 2 Traffic Safety Prosecutors, 1 Sr. Appellate Atty.;
- 11 staff at central office for management, personnel, fiscal, legislative, policy, and appellate work on behalf of the entire Department and over our 4 budgets.





## **State's Attorneys FY27 Budget Narrative**

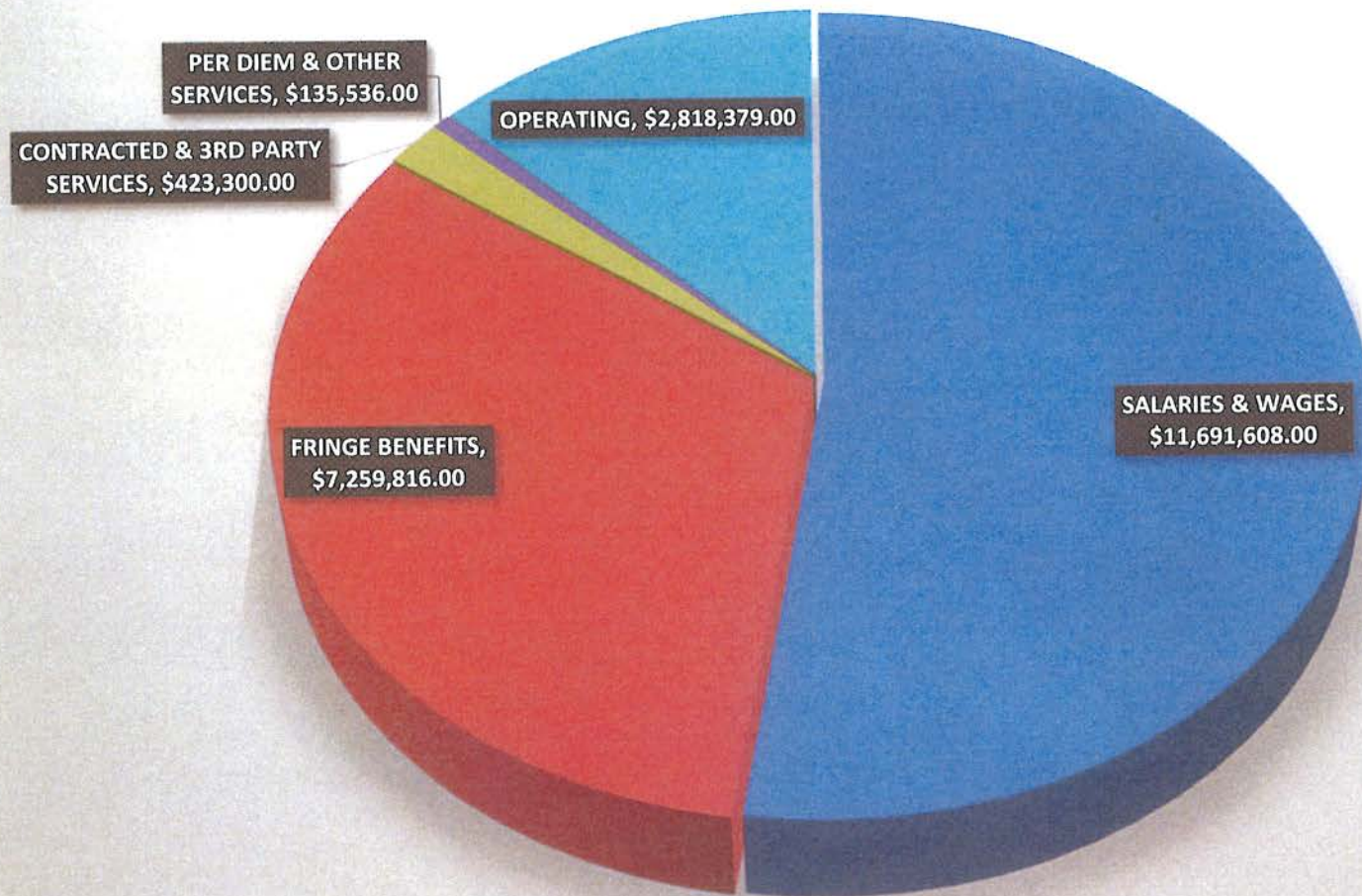
**Mission:** Under 24VSA and the Vermont Constitution, a State's Attorney is established in each county to enforce Vermont laws and the constitution; prosecute criminal and certain civil offenses within the county; support diversion and treatment programs; help advise and advocate for legislation and policies that protect public safety; to ensure fair and proper adjudication of cases within the justice system; to provide guidance and support to policy makers for legislation and policies that protect public safety.

**What is Funded:** The SA budget is 85% funding for personnel, 15% for operating. There are 121 employees funded by State GF. Five staff are paid IDT (2 prosecutors-Natl. Highway Safety Admin/State Highway Safety Office for education, prosecution of impaired, reckless or distracted driving resulting in serious bodily injury or death. 3 Investigators-USDOJ STOP grant, focus on cases involving domestic violence, sexual assault, dating violence, and stalking, and work to ensure victims' rights and offender accountability. Our operating expenses primarily include internal service fees (WC, IT/ADS/SLA, VISION, SharePoint, Fee for Space), mental, physical and competency health evaluations, depositions, translation & transcript services, witness fees and expenses, and rents for 7 SA offices.

**Who We Serve:** The 14 elected State's Attorneys and their staff handle 99% of the criminal cases in Vermont, as well as appeals and post-conviction-relief cases. The SAO's cases including attempted homicide, homicide, manslaughter, sexual assault, domestic assault, abuse and neglect of children and vulnerable persons, drug trafficking, impaired driving offenses, thefts, post-conviction relief proceedings, appeals of convictions, and certain civil matters. There are approximately 152 staff members across 14 offices, including State's Attorney; Deputy SA's; Victim Advocates; Administrative support staff; Legal Assistants and Investigators.

**Operations:** The elected State's Attorneys' offices are allocated positions by the SA Executive Committee and Department HQ, based upon caseload numbers, and budget considerations such as vacancy savings. When new positions are allocated by the Legislature, the Executive Committee solicits input from the 14 SA's regarding their current and projected staffing needs. Except in unusual circumstances, the Department does not utilize outside counsel and generally only in a specific case for expertise or conflict. The Department operates under the direction of an Executive Director appointed by the executive committees of both the State's Attorneys and Sheriffs.

**27 State's Attorneys Budget -  
\$22,328,639**





## SAS FY27 BUDGET NARRATIVE INFORMATION

Data below current as of date noted below or if not indicated then Dec. 10, 2025

### New Case Filings and Pending Cases

In 2024, there were 13,801 criminal cases (felonies and misdemeanors) filed.

In 2025, year to date, 12,803 criminal cases were filed. At the same point in 2024, SAS had filed 12,726.

In December 2023, the State faced a high-water mark of 26,119 pending cases. From Dec. 2023—Dec. 2025 3,800 cases were disposed of by plea agreement, conviction by trial, acquittal, or dismissal.

- Year 1 (Dec. 2023): 26,119 pending dockets
- Year 2 (Dec. 2024): 23,134 pending dockets —11.43% reduction.
- Year 3 (Dec. 2025): 22,324 pending dockets—3.50% decrease from the previous year.

In total, from Dec. 2023—Dec. 2025 there has been a 14.53% decrease in pending dockets.

As of Dec. 10, 2025, of the 22,324 pending cases, breakdown below:

- 6,096 felonies
- 13,004 misdemeanors
- 52 Fish and Wildlife cases
- 431 Civil Suspension cases
- 407 YOs
- 1,017 Juvenile Delinquencies
- 81 CHINS A (Abuse)
- 832 CHINS B (Neglect)
- 76 CHINS C (Unmanageable)
- 90 CHINS D (Truancy)
- 3 ERPOs (Firearm Cases)
- 136 PCRs (Postconviction Relief Cases)

An SAS case-filing is not a mere administrative task; it is legal end-product and the confluence of the work product of law enforcement, support staff, and prosecutors. An accepted case filing by the courts represents the effective convergence of investigative work and prosecutorial review under the Probable Cause standard (or other applicable standard depending). In every criminal or family division case where an SAS prosecutor is the person filing the charge, the SAS prosecutor acts as a justice-system filter. As such, SAS staff ensure that every filing meets the rigorous mandated legal standard under the rules of criminal procedure and the rules of professional conduct. A successful filing is impossible without SAS specialized support teams:

- Victim Advocates: Assist in carrying out statutory Victims' Rights.
- Administrative Staff: Manage the critical flow of incoming cases and ongoing Discovery, among many other duties, and ensuring that all legal timelines are met.

### **SAS Attorney Caseloads / SAS Victim Advocate Caseloads / SAS Admin-Professional Caseloads**

As of December 10, 2025, SAS Attorneys statewide carry an average of 298 cases each (a mix of felonies, misdemeanors, family division cases, and civil division cases).

However, for those in the busiest jurisdictions, SAS Attorneys with the highest workloads—those with 300 or more pending files—are carrying an average of 411 cases each.

SAS Victim Advocates are staffing an average of 600 cases each. This does not account for the number of victims for each of these pending cases. One case may have 20 victims (e.g., a homicide case, surviving family members).

Administrative Professionals are staffing roughly 800 cases each.

### **Homicides Filings.**

The most critical pressure point on the system is the surge in the most serious violent crimes. Homicide cases are uniquely resource-intensive; they often require significant "expert witness dollars," extensive litigation of motions, and—increasingly—complex interstate extraditions as well as work with sensitive witnesses.

The trajectory of pending homicides in the Vermont court system shows a sharp and concerning upward trend:

- 2023: 90 pending homicides
- 2024: 96 pending homicides
- 2025: 111 pending homicides

This represents a 23.3% increase from 2023-2025.



As of the December 10, 2025 snapshot:

- 34 new homicides cases were filed in 2025.

Note: there are:

- 33 pending homicide cases from 2024
- 23 pending homicide cases from 2023
- 9 pending from 2022.

Courts are moving a large number of the 2022 and 2023 pending cases but it may take years to move the 2025 and 2024 pending cases. As of last year, FBI data reported that there were at least 20 new homicide victims for each of the past three years.

As of the December snapshot, there are 111 pending homicides spread across the state, with at least one pending case in 13 of Vermont's 14 counties. Each of the past

The nature of these crimes has also shifted. Law enforcement and prosecutorial data indicate that the vast majority of new homicides are drug-related, often involving firearm violence. This shift reflects a more "hospitable drug marketplace" that has brought increased violence into Vermont communities. These cases are not only more frequent but also more complex to prosecute, large numbers of witnesses, depositions, elaborate motion practice, and intricate and voluminous forensic and digital evidence that further strain the already limited SAS budget; AND most homicide cases involve expensive expert witnesses.

### **Clearance Rate.**

Between Nov. 2024-November 2025, average clearance rate = 104%.

Between Dec. 2022-November 2025, average clearance rate = 107%

### **Trial Date Utilization.**

2023: 143 trial dates

2024: 219 trial dates (+54% increase)

2025: 178 trial dates (24% higher than the original 2023 baseline)

Total = 540 trial dates between Jan 1, 2023—Dec. 10, 2025.

### **Repeat Offenders and Arrest Warrant Data (E.g., Chittenden Accountability Docket).**

Analysis of the pending data from May through December 2025 reveals a consistent and concerning trend: the justice system is disproportionately occupied by individuals with multiple pending cases.

The data shows that the percentage of the overall docket tied to repeat defendants has remained nearly static. Note, in Chittenden County we have made great strides in moving more than half of the pending 800 dockets related to persons with 5 or more pending cases between October 2025 and December 2025.

- The "Three-Plus" Group: As of December 10, 43.82% of all pending dockets involve individuals with three or more cases. This is almost identical to the 44.22% recorded in May.
- The "Five-Plus" Group: Over a quarter of the entire system's capacity (26.16%) is dedicated to a small group of 665 people who each have five or more pending dockets.

The primary issue facing the courts is the sheer volume generated by this concentration. While there are 10,980 total people in the system (with a pending criminal case) as of December, a mere 15% of those people (those with 3+ dockets) are responsible for nearly 44% of the workload.

The justice system currently operates under a system of competing pressures:

- High-volume repeat defendants (often involving property crimes, substance use issues, or quality-of-life offenses) clog the daily calendar and exhaust administrative resources.
- A rise in violent crime demands intense investigative focus and lengthy trials.

The stability of the repeat-defendant percentage indicates that the system is currently in a holding pattern. Without specific interventions targeted at the 1,700-2,500 individuals holding 3-5, or more, dockets, the system will continue to struggle to find the "breathing room" necessary to prioritize which cases should receive court time and space.

	May 1, 2025	Dec 10, 2025
Total Criminal Dockets	19,924	19,682
% Dockets (3+ per person)	44.22%	43.82%
% Dockets (5+ per person)	26.54%	26.16%



### **Chittenden Accountability Pilot Docket (October 2025-February 2026).**

Several months ago, Governor Scott, in response to public safety concerns from Chittenden County residents and business owners, convened leaders from the City of Burlington and State government to discuss the problem of individuals who were being seen in the court system on a repeated basis, without timely response, intervention or accountability. The Chittenden Accountability pilot project was launched, with interagency and intra-agency cooperation. SAS, through provisions of the statute that enable one department to 'loan' an employee to another department, provided the State Prosecutor position through a 'loan' of Deputy State Attorney Zachery Weight from the Washington County State's Attorney's Office. In addition, SAS, in coordination with the Chittenden County State's Attorney Sarah George, has provided concurrent support through her Victim Advocates and Administrative staff members. The Chittenden Accountability Pilot Docket has demonstrated significant momentum in its first three months. By surging resources and court time, the pilot is effectively streamlining justice for high-frequency offenders.

- Total Volume and Progress to Date: The program began with approximately 878 dockets. The pilot docket has successfully moved or resolved nearly 400 dockets between October and December. This represents a clearance of roughly 45% of the target backlog in just one quarter.
- Target Population: The docket specifically targets defendants with five or more pending cases. Because each person in this program often accounts for a high volume of pending cases, resolving a single defendant's pending case-list often clears a large volume at once and frees up court time for other high-volume defendants or violent crime.
- The program is currently in a pilot phase projected to run through February 2026. Given that it has already processed nearly half of its initial 878-docket load, it is on track to meet or exceed its goal of clearing the most significant portion of the Chittenden County backlog by the end of the pilot.

### **Referrals to Diversion**

Post-Charge Diversion. The data from FY25 reflects a consistent and reliable commitment by State's Attorneys to utilize diversionary programs. For three consecutive years, approximately one-fifth of all misdemeanor cases have been diverted, providing a stable baseline for the state's rehabilitative efforts.

FY 25	Total Filings	Diversion Referrals	% Diverted
Misdemeanors	10,218	2,133 (Incl. Tamarack)	21%
Juvenile Delinquency	756	278	37%
Youthful Offender (YO)	267	66	25%

In FY25, the State's Attorneys continued to utilize post-charge diversion as a vital tool for rehabilitation and system efficiency. According to Judiciary data:

- 10,218 misdemeanors were filed statewide in FY25.
- Of these, State's Attorneys referred 1,551 cases to diversion and 582 cases to Tamarack. It should be noted that if a participant fails out of diversion, the case returns to court and is once again handled by the State's Attorney. Further, all referrals to diversion occur at the direction of the State's Attorney for each county pursuant to law.
- This represents a 21% referral rate for all misdemeanors—a figure that demonstrates remarkable stability in prosecutorial discretion over the last three years (21% in FY24 and 20% in FY23).

Diversion referrals are even more pronounced in the Family Division: juvenile and youthful offender (YO) cases:

- Juvenile Delinquency: Out of 756 filings, 278 cases (37%) were referred to diversion.
- Youthful Offenders (YO): Out of 267 filings, 66 cases (25%) were referred to diversion.

"Pre-Charge" and Community Referrals. Pursuant to law, all fourteen State's Attorneys have published their pre-charge/community referral practices or policies. While post-charge metrics are clear, the state lacks a comprehensive view of Pre-Charge and Community Referrals. Because these referrals occur before a case is formally filed by a State's Attorney, they are much more difficult to track – unless those entities receiving the referral, CJs, start to collect consistent data. As directed by the Office of the Attorney General (AGO), Rutland and Orleans counties did not receive pre-charge funding approvals. This creates a "justice by geography" scenario where data from these regions will be missing, if available, rendering any statewide report after July 1, 2025, statistically incomplete. Although the AGO is responsible for data oversight, a functional, accessible tracking system is not yet available. SAS has been told that a data tracking system is in the works.

#### **New 2025 Legislative Workgroups/Taskforces with SAS membership**

Firearms Surrender Compliance Workgroup, Act 64 (2025).

Victim Notification Task Force Group, Act 64 (2025).

Working Group on Transfers of Juvenile Proceedings from the Family Division to the Criminal Division, Act 125 (2024)

Impaired Driving Processing Task Force, Act 41 (2025)

Alternative Pathways Working Group (VCJC), Act 75 (2023)

**Current 2025 Boards/Committees with SAS membership (Total = 30)**

- SIU Grants Board (Chaired by SAS ED)
- Vermont Judiciary Commission on Delivery of Legal Services
- Licensure and Admission Processes Committee
- Attorney Recruitment and Retention Committee
- Vermont Rules of Criminal Procedure Advisory Committee
- Rules of Evidence Advisory Committee
- Character and Fitness Committee
- Rules for Electronic Filing Court Filing Committee
- Model Criminal Jury Instructions Committee
- Justice Technology Workgroup
- Criminal Division Oversight Committee
- VBA Criminal Law Section (Co-chairing)
- Peer Support Advisory Group
- Vermont Criminal Justice Council (VCJC)
  - Fair and Impartial Policing Committee
  - Domestic Violence Committee
  - Level II Liability Workgroup
  - Alternate Pathways Working Group (Chaired by SAS ED)
- Law Enforcement Advisory Board (LEAB)
- Racial Disparities Advisory Panel (RDAP)



- Selection Committee for DRE (Drug Recognition Experts)
- CLEs for DREs (Continuing Legal Education for Drug Recognition Experts)
- Highway Safety Committee (Oversees Drug Class)
- Vermont Judiciary's Mental Health Commission
- Vermont Judiciary's Mental Health Commission, Subcommittee on Competency
- Vermont Domestic Violence Council
- Vermont Domestic Violence Fatality Review Commission
- DOC Women's Facility Advisory Group
- DCF Secure Facility Committee
- Animal Cruelty Investigations Advisory Board
- Governor's Emergency Preparedness Advisory Committee

## SAS FY27 BUDGET NARRATIVE INFORMATION

**Note on Data Reporting:** Please note that official "reported" crime data typically lags by approximately one year. Consequently, full NIBRS data for 2025 is not yet available; the following narrative reflects the most recent data from the Vermont Department of Public Safety (DPS) through the end of 2024.

### Current Narrative and 2024 Trends – Key Findings

- **Rising Violent and Retail Crime:** Between 2023 and 2024, reports of **shoplifting** and **aggravated assault** continued to climb. Since 2018, shoplifting reports have surged by **110%** (increasing from 1,672 to 3,514 reports), while aggravated assaults have risen by **46%**.
- **Persistent Property Offenses:** Thefts from motor vehicles, motor vehicle thefts, and identity theft remain significantly elevated compared to 2018–2019 benchmarks.
- **Areas of Decrease:** Conversely, certain traditional crimes have seen a decline. Since 2018, **Burglary/Breaking & Entering** has dropped by **53%**, and **Theft from Buildings** has decreased by **65%**.

### Statistical Comparison: 2018 vs. 2024

The following table highlights the most significant shifts in reported incidents over the last six years:

Offense Category	2018 Reports	2024 Reports	% Change
Shoplifting	1,672	3,514	+110%
Theft from Motor Vehicle	1,152	2,121	+84%
Motor Vehicle Theft	263	405	+54%
Aggravated Assault	661	970	+46%
Murder/Manslaughter	11	19	+73%

Summary of Homicide Data

While 2024 saw a slight decrease in homicide reports (19) compared to the peak in 2022 (27), the numbers remain higher than the 2017–2018 average. Law enforcement and state prosecutors continue to monitor these reported figures closely to distinguish between incident trends and subsequent judicial filings.

When comparing the baseline period of 2017–2018 to the most recent finalized data from 2024, the increase in homicides is stark.

- **2017–2018 Baseline:** Vermont averaged approximately **12.5 homicides** per year.
- **2024 Reported Data:** With **19 reported homicides**, the state saw a **52% increase** over the 2017–2018 average.
- **The 2022 Peak:** Reported homicides hit a record high of **27**, representing a **116% increase** over the 2017–2018 baseline.

2025: A Critical Inflection Point

While finalized NIBRS reports for 2024 (19 victims) suggested a slight stabilization from the 2022 peak, the **2025 judicial data** indicates a significant and troubling resurgence.

In 2025, Vermont has recorded **over 30 homicide filings (34 as of 12/10/25)**. This represents a **140% increase** over the 2017–2018 baseline average.

Reported Incidents vs. Judicial Filings

Law enforcement and state prosecutors maintain a distinction between these two metrics to ensure accuracy. "Reported" data (NIBRS) reflects the moment a crime is documented by police, while "Judicial Filings" reflect cases where evidence was sufficient to bring formal charges.

The fact that 2025 filings have exceeded 30 suggests that the "reported" homicide rate for 2025—once finalized

Comparative Homicide Trends

Year	Data Type	Count	% Change from 2017-18 Avg
2017–2018	Reported (Avg)	12.5	Baseline
2022	Reported	27	+116%
2024	Reported	19	+52%
2025	Reported	N/A	N/A



## Vermont Crime Trends & Multi-Year Analysis (Source: NIBRS/Vermont DPS)

This memo summarizes the 2024 “reported” crime landscape in Vermont.<sup>1</sup> **See below for reported data from NIBRS from 2016-2024** (to the extent that such data exists).<sup>2</sup> Analysis of 2025 data has yet to be conducted. Vermont is seeing sustained high levels of shoplifting (e.g., retail theft), aggravated assault, and violent crime. Most notably, several categories remain significantly elevated above pre-pandemic levels. The categories noted below align with how crime is reported via NIBRS – not with Vermont’s statutory charging language.

	2016	2017	2018	2019	2020	2021	2022	2023	2024	2016/2017 to 2024 Percentage Change
Identity Theft	0	40	129	222	208	208	275	280	223	>150%
Theft From Motor Vehicle	842	863	1152	1369	1464	1759	2419	2718	2121	152%
Motor Vehicle Theft	179	213	263	300	260	450	595	585	405	126%
Shoplifting	1712	1626	1672	2022	1579	1548	2416	3388	3514	105%
Stolen Property Offenses	162	171	160	163	145	165	239	266	258	59%
Credit Card/Automated Teller Machine Fraud	203	190	286	265	190	218	411	411	314	55%
Aggravated Assault	-	639	661	784	711	773	969	936	970	52%
Counterfeiting/Forgery	140	198	201	210	189	179	310	244	196	40%
Murder and Manslaughter	-	14	11	18	18	13	27	20	19	36%
Rape	-	210	270	242	202	222	215	182	212	1%
False Pretenses/Swindle/Confidence Game	561	782	930	981	908	900	578	625	544	-3%
Robbery	-	97	71	72	64	65	88	93	92	-5%
All Other Larceny	4097	3833	2944	3274	2828	2873	3956	3817	3549	-13%
Destruction/Damage/Vandalism of Property	3193	3339	2684	3062	2874	3249	2681	2805	2620	-18%
Burglary/Breaking & Entering	1834	1938	1489	1285	976	1129	1004	902	859	-53%
Theft From Building	625	748	558	561	371	386	323	246	218	-65%
National Incident Based Reporting System (NIBRS) Data via Crime Research Group (CRG) - Updated for 2024										

The most significant shifts over the last six years are concentrated in shoplifting/retail theft and violent crime.

<sup>1</sup> 2025 “reported” crime data from NIBRS has not yet been analyzed.

<sup>2</sup> SAS receives NIBRS data from the Vermont Department of Public Safety. This analysis / data is subject to change. SAS is not the custodian of the underlying data being presented. Note: “reported” NIBRS data is distinct from judicial filing data. Judicial filing data lags behind reported incidents. Also, not all reported incidents result in judicial filings.

Crime Category	2018 Reports	2024 Reports	% Change
Shoplifting/Retail Theft	1,672	3,514	+110%
Identity Theft	129	223	+73%
Aggravated Assault	661	970	+46%

Source: NIBRS

- Aggravated Assault: 2024 saw 970 reports, marking a sustained five-year upward trend.
- Homicide (Murder and Manslaughter): Analysis of reported homicide data (including murder and manslaughter) from 2017 to 2024 reveals an upward trend. Total Increase (2017 vs. 2024): +35.71%.
  - Reported Homicides, Statistical Summary (2017 –2024)
    - Average (Mean): (17.5) cases per year between 2017-2024
    - Peak Year: 2022 (27)
    - 2022: The most notable feature of the reported homicide dataset is the dramatic surge in 2022, where homicides jumped from 13 to 27—a 107.7% increase in a single year.
    - Recent Trajectory (Post-2022): The 2024 figure, 19, remains higher than the levels seen in 2017 (14), 2018 (11), and 2021 (13).
    - Long-Term Growth: The calculated trend line shows an upward slope of approximately +1.21% homicides per year. Vermont is experiencing a gradual long-term increase in reported homicides over the last eight years.
    - 2022-2024: Data indicates that the baseline for homicides in the 2020s appears higher than the 2010s.
- **Reported Homicides (2017 –2024) Source: NIBRS reported homicides**

2017	14
2018	11
2019	18
2020	18
2021	13
2022	27
2023	20

Category	2022	2023	2024	3-Year Analysis
Shoplifting/Retail Theft	2,416	3,388	3,514	Increasing with a three-year average = 3,106/year
Aggravated Assault	969	936	970	Increasing with a three-year average = 958.33/year
Theft from Motor Vehicle	2,419	2,718	2,121	Three-year average = 2,419.33/year. 2024 data is nearly double 2018 levels.
Motor Vehicle Theft	450	585	405	Three-year average = 480/year. 2024 data is 54% higher than 2018 levels.
Homicide (Murder/Manslaughter)	27	20	19	Three-year average = 22/year

Source: NIBRS



## SAS FY27 APPELLATE PRACTICE NARRATIVE INFORMATION

**Data below current as of date noted below or if not indicated then Dec. 2025**

### **Appellate Practice – SAS EDO**

The Executive Director's Office (EDO) for the Department of State's Attorneys and Sheriffs (SAS) offers centralized appellate services to the 14 State's Attorneys' Offices (SAOs). The SAS-EDO offers these services to help ensure consistency in legal arguments, provide specialized expertise, and alleviate the heavy litigation burdens on individual SAOs. The offered services are provided through a Deputy States Attorney (DSA) assigned to the EDO and include handling appeals for the SAOs, advising SAOs on the appeals they choose to staff themselves, and providing trainings on appellate practice and recent Vermont Supreme Court decisions.

A significant majority of the appeals staffed by SAS EDO—estimated at 75% to 85%—are criminal cases. While DSAs in the counties generally manage their own bail appeals, and the Chittenden County office handles a larger portion of its own appellate work, the EDO manages the majority of merits-based criminal and family court appeals statewide. Specialized support is also provided for niche areas, such as driving-related appeals, which are increasingly handled by the SAS-EDO Traffic Safety Resource Prosecutors (TSRPs).

Appellate work is distinct from trial-level litigation in its scope and depth. A single appeal can represent years or even decades of underlying legal work. To effectively represent the State, an SAS attorney must conduct an exhaustive review of the "record," which often includes hundreds (and sometimes over a thousand) pages of trial transcripts, evidence, and prior rulings. This meticulous review is required both prior to and during the appeals process to ensure that the State's position is legally sound and that the interests of justice and victims are protected.

The SAS-EDO appellate program has maintained a consistent and high-volume caseload. Since October 2022, the office has managed approximately 100 appeals, averaging roughly 25 new filings per year.

Data as of Dec. 2025 (Fall 2022-Winter 2025)	
Active Open Cases	18 pending appeals
Completed Cases	81 appeals closed (via briefing, dismissal, or resolution)
Average Estimated Case Life Cycle	12 months from filing to resolution
Estimated Criminal vs. Family Ratio	75–85% Criminal

The appellate workload reflects a steady intake of cases over the last several years, highlighting the ongoing necessity of a centralized appellate attorney:

- 2023: 30 dockets
- 2024: 21 dockets
- 2025: 24 dockets (thus far).

The centralization of this work ensures that the State of Vermont speaks with a unified voice before the Vermont Supreme Court. By managing approximately 13–15 active briefings at any given time—each involving a massive volume of historical records—the SAS-EDO allows county-level prosecutors to remain focused on trial-level litigation and victim services. This structure reduces the statewide case backlog (including at the Vermont Supreme Court) and ensures that complex legal precedents are argued with the highest level of specialized skill. It should be noted that the dedicated SAS EDO DSA who handles these appeals operates with no support staff.

## SAS Traffic Safety Resource Prosecutor FY27 Budget and Program Narrative

The Traffic Safety Resource Prosecutor (TSRP) program, housed within the SAS Executive Director's Office (EDO), provides essential, centralized legal expertise to Vermont's 14 State's Attorneys' Offices (SAOs) for the prosecution of impaired, distracted, reckless driving that result in serious bodily injury or death. These prosecutors also work on complex traffic-related crimes. By litigating and providing expert technical assistance to the field offices, the TSRP program ensures that the State's highly technical traffic cases, especially those involving fatalities or poly-substance impairment, are handled with the highest level of knowledge and skills.

**Program Mission and Scope.** The TSRP program's core objectives focus on prosecution of impaired driving and the enhancement of traffic safety through:

- **Specialized Litigation:** Managing resource-intensive cases, including drug-impaired driving (DUI-D) and fatal crashes, where specialized knowledge of forensic toxicology and crash reconstruction is required.
- **Technical Assistance:** Providing immediate legal research and strategic advice to county prosecutors on complex issues such as reasonable suspicion for DUI investigation, required evidence to meet all DUI elements, and interpretation of the troves of DUI statutes and caselaw.
- **Statewide Training:** Equipping prosecutors and law enforcement with the tools to effectively utilize Standardized Field Sobriety Testing (SFST) and Drug Recognition Expert (DRE) evidence.

### **Context: Traffic Safety and Driving Related Crash and Fatality Data**

Based on comprehensive data provided for 2021-2025 from the VT Agency of Transportation, the data illustrates the following:

- Fatalities reached a five-year high in 2022 with 76 deaths from 73 fatal crashes. Since that peak, fatalities have decreased by approximately 19.7% as of the end of 2025.
- **Recent Stability:** While 2025 saw a slight uptick in fatalities compared to 2024 (61 vs. 59), the overall number of fatal crashes increased more sharply from 53 to 58. This suggests that while there were more fatal incidents in 2025, they resulted in fewer "multi-fatality" outcomes per crash than in previous years like 2023.
- The 61 fatalities recorded in 2025 remain significantly lower than the levels seen in 2021 (74) and 2022 (76).

The following table summarizes the year-over-year changes:

Year	Fatalities (People)	Fatal Crashes	Trend Status
2021	74	69	Baseline Post-Pandemic
2022	76	73	5-Year Peak
2023	69	63	Slight Decline
2024	59	53	5-Year Low
2025	61	58	Slight Increase

In 2025, the majority of persons lost on Vermont roads were vehicle operators (44), representing roughly 72% of all traffic deaths for the year. Pedestrians accounted for the next largest group (9), followed by passengers (7) and bicyclists (1).

A final determination for 2025 is still pending the results of one outstanding case from November 28th, which is awaiting a death certificate to confirm if it will be officially counted as a traffic fatality.

**Context: Total Pending “DUI” and Driving-Related Cases as of Dec. 10, 2025.**

- 3,528 cases that included at least one “DUI” charge (includes DUI and DUI Drug charges)
- Of the 19,682 pending criminal cases, 3,528 DUI-related cases represent approximately 17.93% of the total.
- 1,304 cases that include at least one “Negligent Operation” charge
- 62 driving-related cases where “serious injury” was charged (includes: DUI, Neg Op, Gross Neg Op, LSA)
- 385 driving-related cases where “eluding” was charged (includes: DUI, Neg Op, Gross Neg Op, LSA)

**Traffic Safety and DUI Specialized Instruction.** In 2025, the TSRP program prioritized training to ensure high-quality competency among law enforcement and prosecutors. The program delivered 11 total sessions of specialized in-person instruction, including:

- DUI School: Led intensive lectures and mock trial exercises for Level II and III officers at the Vermont Police Academy.



- DRE Recertification Training: Provided legal updates and crash reconstruction considerations for certified Drug Recognition Experts.
- DUI Law Refreshers: Conducted in-person technical training for law enforcement agencies and prosecutors in Orleans, Essex, Franklin, Orange, Washington, and Windsor counties.
- Annual Prosecutor Training: Provided a two-day track of 'From Charging to Trial' training with live SFST 'wet-lab' and trial skills exercises.

**Technical Assistance and Prosecutorial Support.** In addition to formal training, the TSRPs provided over 550 instances of direct technical assistance to SAOs and law enforcement agencies in 2025. This work included:

- Case Evaluations: Reviewing case packets, body-worn camera (BWC) footage, forensic lab reports, and crash data to determine viable cases for prosecution.
- Preparation, Litigation, and Appeals: Researching and drafting legal memoranda supporting evidence collection, police investigative protocols, and proper legal standards for the prosecution of cases. Creating exhibits relating technical facts.
- Expert Witness Coordination: Managing and preparing testimony of toxicologists, Drug Recognition Experts and crash reconstructionist specialists.

**TSRP Direct Case Litigation.** TSRPs provided lead litigation support or direct handling for complex and sensitive traffic cases. Among the 15 dockets and 3 appeals successfully closed by TSRPS this year several high-profile cases were included:

- *State v. Gillespie* (Lamoille): Obtained a guilty verdict in a complex case of Gross Negligent Operation with Serious Bodily Injury of two victims.
- *State v. Senif* (Rutland): Negotiated and resolved a DUI-Death Resulting case with a to-serve sentence and subsequent restrictive conditions supporting rehabilitation.
- *State v. Kapitanski* (Chittenden): Performed a detailed Crash Reconstruction analysis of a "Cruiser Fatality" GNO-Death Resulting case, resulting in a negotiated resolution supporting closure for victim-family members.
- *State v. Stevenson* (Lamoille): Resolved a case involving a multi-DUI offender (3 DUIs in 20 days) through a negotiated plea prioritizing public safety and victim input.

**2025 Legislative Education and Successes** The TSRP program assisted in educating lawmakers and practitioners in implementing significant legislative changes in 2025, ensuring that new public safety mandates were translated into effective prosecutorial practice:

- Act 41 Leadership: a TSRP chaired the Impaired Driving Processing Task Force, authoring the final report and leading the effort to reduce DUI processing times.
- Juvenile/Youthful Offender Reporting: Successfully led the initiative to mandate court reporting of juvenile and youthful offender DUI violations to the DMV, closing a critical loophole in highway safety accountability.
- Search Warrant Refusal Crime: Drafted and educated legislators on the legal ramifications of a new crime of refusal to provide a blood sample when presented with a warrant, ensuring that offenders who hinder blood collection are subject to rehabilitative efforts and licensing restrictions rather than a conviction of Impeding.
- Initiatives: Closure of 20-year lookback loophole by designating the 'date of new offense' as the operative time limit. Exploring legislation for email-based DUI civil filings to bypass mail delivery delays, to protect the legal filing windows for civil suspensions. Advocating for legislation for Law Enforcement phlebotomy.

**Conclusion** The TSRP program is vital to Vermont's ability to successfully resolve the state's most complex vehicular fatality and substance impairment cases through specialized litigation, in-person instruction, and technical expertise. Continued support for this centralized model is essential to maintaining high standards of forensic evidence utilization and ensuring consistent DUI rehabilitation and deterrence across the State.

**Fiscal Year 2027 Budget Development Form: State Attorneys and Sheriffs**

	General \$\$	Federal \$\$	Int. Service \$\$	Interdept'l Transfer \$\$	All other \$\$	Total \$\$
<b>Approp #1 (2130100000) State's Attorneys: FY 2026 Approp</b>	<b>20,541,309</b>	<b>31,000</b>	<b>0</b>	<b>553,027</b>	<b>0</b>	<b>21,125,336</b>
<b>Other Changes: (Please insert changes to your base appropriation that occurred after the passage of the FY 2026 budget)</b>						<b>0</b>
<b>FY 2026 Other Changes</b>	<b>0</b>	<b>0</b>	<b>0</b>	<b>0</b>	<b>0</b>	<b>0</b>
<b>Total Approp. After FY 2026 Other Changes</b>	<b>20,541,309</b>	<b>31,000</b>	<b>0</b>	<b>553,027</b>	<b>0</b>	<b>21,125,336</b>
<b>CURRENT SERVICE LEVEL/CURRENT LAW</b>	<b>1,158,729</b>	<b>0</b>	<b>0</b>	<b>44,574</b>	<b>0</b>	<b>1,203,303</b>
<i>Personal Services</i>	<i>520,902</i>	<i>0</i>	<i>0</i>	<i>(20,926)</i>	<i>0</i>	<i>499,976</i>
500000: Salary & Wages: Classified Employees	438,668			(104,344)		334,324
500010: Salary & Wages: Exempt Employees						
501500: Health Insurance: Classified Employees	238,231			(59,575)		178,656
501510: Health Insurance: Exempt Employees						
502000: Retirement: Classified Employees	103,906			(9,815)		94,091
502010: Retirement: Exempt Employees						
All Other Employee Payroll Related Fringe Benefits	(3,869)			(9,674)		(13,543)
504040: VT Family & Medical Leave Insurance Premium	(9,543)			(560)		(10,103)
504045: Child Care Contribution	2,105			(458)		1,647
505200: Workers' Compensation Insurance Premium	7,970					7,970
508000: Vacancy Turnover Savings	(330,392)					(330,392)
505500: Unemployment	(3,000)					(3,000)
506110: Subpoena Witness Fees	10,000					10,000
500040: Temporary Employees				53,500		53,500
506200: Extraditions	14,126					14,126
506220: Transcripts	20,000					20,000
507350: 3RD Party Educ & Training	20,000			60,000		80,000
507500: Physical Health Experts				50,000		50,000
507450: Mental Health Experts	50,000					50,000
507565: IT Contractual	1,200					1,200
507600: Other 3rd Party Contractual	(50,000)					(50,000)
507615: Interpreters	11,500					11,500
<i>Operating Expenses</i>	<i>637,827</i>	<i>0</i>	<i>0</i>	<i>65,500</i>	<i>0</i>	<i>703,327</i>
515010: Fee-for-Space Charge	48,022					48,022
516000: Insurance Other Than Employee Benefits	(912)					(912)
516010: Insurance - General Liability	(40,088)					(40,088)
516680: ADS SLA	(28,012)					(28,012)
516671: VISION/ISD	9,047					9,047
516685: ADS Allocated Charge	384,235					384,235
519006: Human Resources Services						0
523620: Single Audit Allocation	1,305					1,305
522410: Office Equipment	(7,500)					(7,500)
516623: ADS Telecom Services	5,200					5,200
516690: ADS Project	146,435					146,435
513037: IT Repair & Main	(1,507)					(1,507)
514650: Office Equipment	1,550					1,550
516500: Dues	2,500					2,500
516820: Advertising	1,500					1,500
517020: Photocopying	1,500					1,500
517050: Process & Printing Films	(250)					(250)
519040: Moving Offices	3,000					3,000
510000: Water & Sewer	3,300					3,300
510200: Disposal ( Securshred)	7,000					7,000
514000: Office Rentals	59,227					59,227
520600: Recognition & Awards	1,000					1,000
520712: Water	2,250					2,250
521100: Electricity	4,500					4,500
521320: Propane	2,425					2,425
518040: Instate Travel Emp Incidentals	100					100
518330: Instate Lodging - Nonemp	12,000					12,000
518000: Travel Instate Auto Mileage				65,500		65,500
510500: Other Prop Mgmt Services	20,000					20,000
<i>Grants</i>	<i>0</i>	<i>0</i>	<i>0</i>	<i>0</i>	<i>0</i>	<i>0</i>
<b>Subtotal of Increases/Decreases</b>	<b>1,158,729</b>	<b>0</b>	<b>0</b>	<b>44,574</b>	<b>0</b>	<b>1,203,303</b>
<b>FY 2027 Governor Recommend</b>	<b>21,700,038</b>	<b>31,000</b>	<b>0</b>	<b>597,601</b>	<b>0</b>	<b>22,328,639</b>



State's Attorneys and Sheriffs FY 2026 Appropriation	32,710,488	31,000	0	553,027	0	33,294,515
Reductions Other Changes	0	0	0	0	0	0
FY 2026 Total Other Changes	32,710,488	31,000	0	553,027	0	33,294,515
TOTAL INCREASES/DECREASES	2,270,237	0	0	44,574	0	2,314,811
State's Attorneys and Sheriffs FY 2027 Governor Recommend	34,980,725	31,000	0	597,601	0	35,609,326



**State of Vermont**  
**FY2027 Governor's Recommended Budget**  
**Detail Report**

Organization: 2130100000 - State's Attorneys  
 Sec No: B.205  
 BU: 02130

**Budget Object Group: 1. PERSONAL SERVICES**

		FY2026 Original As Passed Budget	FY2026 Governor's BAA Recommended Budget	FY2027 Governor's Recommended Budget	Difference Between FY2027 Governor's Recommended and FY2026 As Passed	Percent Change FY2027 Governor's Recommended and FY2026 As Passed
<b>Salaries and Wages</b>	<b>FY2025 Actuals</b>					
<b>Description</b>						
500000 - Salaries	10,186,949	0	0	59,883	59,883	0.0%
500010 - Exempt	1,444	11,329,176	11,329,176	11,603,617	274,441	2.4%
500040 - Temporary Employees	0	100,000	100,000	153,500	53,500	53.5%
500060 - Overtime	5,009	20,000	20,000	20,000	0	0.0%
500070 - Shift Differential	185,050	185,000	185,000	185,000	0	0.0%
508000 - Vacancy Turnover Savings	0	0	0	-330,392	-330,392	0.0%
<b>Total: Salaries and Wages</b>	<b>10,378,452</b>	<b>11,634,176</b>	<b>11,634,176</b>	<b>11,691,608</b>	<b>57,432</b>	<b>0.5%</b>

		FY2026 Original As Passed Budget	FY2026 Governor's BAA Recommended Budget	FY2027 Governor's Recommended Budget	Difference Between FY2027 Governor's Recommended and FY2026 As Passed	Percent Change FY2027 Governor's Recommended and FY2026 As Passed
<b>Fringe Benefits</b>	<b>FY2025 Actuals</b>					
<b>Description</b>						
501000 - FICA	767,403	0	0	4,581	4,581	0.0%
501010 - FICA - Exempt	110	866,689	866,689	849,956	-16,733	-1.9%
501500 - Health Insurance	2,112,500	0	0	31,342	31,342	0.0%
501510 - Health Ins - Exempt	0	2,881,992	2,881,992	3,029,306	147,314	5.1%
502000 - Retirement	2,563,980	0	0	17,246	17,246	0.0%
502010 - Retirement - Exempt	0	2,934,409	2,934,409	3,011,254	76,845	2.6%
502500 - Dental Insurance	80,253	0	0	879	879	0.0%
502510 - Dental - Exempt	0	102,360	102,360	103,722	1,362	1.3%
503000 - Life Insurance	41,552	0	0	159	159	0.0%
503010 - Life Ins - Exempt	0	43,878	43,878	27,725	-16,153	-36.8%
503500 - Long Term Disability	4,651	0	0	0	0	0.0%
503510 - LTD - Exempt	0	6,226	6,226	18,428	12,202	196.0%

503520 - LTD - Other	33,645	0	0	0	0	0.0%
504000 - Employee Assistance Program	3,858	0	0	38	38	0.0%
504010 - EAP - Exempt	0	4,514	4,514	4,636	122	2.7%
504040 - VT Family & Medical Leave Ins	26,117	41,883	41,883	31,780	-10,103	-24.1%
504045 - Child Care Contribution Exp	40,642	49,655	49,655	51,302	1,647	3.3%
505200 - Workers Comp - Ins Premium	59,734	59,492	59,492	67,462	7,970	13.4%
505500 - Unemployment Compensation	6,410	13,000	13,000	10,000	-3,000	-23.1%
<b>Total: Fringe Benefits</b>	<b>5,740,855</b>	<b>7,004,098</b>	<b>7,004,098</b>	<b>7,259,816</b>	<b>255,718</b>	<b>3.7%</b>

Contracted and 3rd Party Service	FY2025 Actuals	FY2026 Original As Passed Budget	FY2026 Governor's BAA Recommended Budget	FY2027 Governor's Recommended Budget	Difference Between FY2027 Governor's Recommended and FY2026 As Passed	Percent Change FY2027 Governor's Recommended and FY2026 As Passed
<b>Description</b>						
507200 - Contr & 3rd Party - Legal	34,646	30,000	30,000	30,000	0	0.0%
507350 - Contr&3rd Pty-Educ & Training	9,700	10,000	10,000	90,000	80,000	800.0%
507450 - Contr&3rd Pty - Mental Health	139,984	140,000	140,000	190,000	50,000	35.7%
507500 - Contr&3rd Pty-Physical Health	37,681	15,000	15,000	65,000	50,000	333.3%
507565 - IT Contracts - Application Dev	1,200	0	0	1,200	1,200	0.0%
507569 - IT Contracts - IT Management	0	4,800	4,800	4,800	0	0.0%
507600 - Other Contr and 3rd Pty Serv	13,312	80,800	80,800	30,800	-50,000	-61.9%
507615 - Interpreters	11,481	0	0	11,500	11,500	0.0%
507670 - Custodial	1,170	0	0	0	0	0.0%
507678 - Contr&3rd Pty-Plumbing/Heating	1,611	0	0	0	0	0.0%
<b>Total: Contracted and 3rd Party Service</b>	<b>250,784</b>	<b>280,600</b>	<b>280,600</b>	<b>423,300</b>	<b>142,700</b>	<b>50.9%</b>

PerDiem and Other Personal Services	FY2025 Actuals	FY2026 Original As Passed Budget	FY2026 Governor's BAA Recommended Budget	FY2027 Governor's Recommended Budget	Difference Between FY2027 Governor's Recommended and FY2026 As Passed	Percent Change FY2027 Governor's Recommended and FY2026 As Passed
<b>Description</b>						
505700 - Catamount Health Assessment	6,738	1,300	1,300	1,300	0	0.0%
506110 - Witness-Crim Inquest-Grand Jur	14,438	10,000	10,000	20,000	10,000	100.0%
506200 - Other Pers Serv	29,089	15,874	15,874	30,000	14,126	89.0%
506210 - Depositions	1,000	5,500	5,500	5,500	0	0.0%
506220 - Transcripts	84,215	58,236	58,236	78,236	20,000	34.3%
506240 - Service of Papers	0	500	500	500	0	0.0%
<b>Total: PerDiem and Other Personal Services</b>	<b>135,480</b>	<b>91,410</b>	<b>91,410</b>	<b>135,536</b>	<b>44,126</b>	<b>48.3%</b>

<b>Total: 1. PERSONAL SERVICES</b>	<b>16,505,571</b>	<b>19,010,284</b>	<b>19,010,284</b>	<b>19,510,260</b>	<b>499,976</b>	<b>2.6%</b>
------------------------------------	-------------------	-------------------	-------------------	-------------------	----------------	-------------

**Budget Object Group: 2. OPERATING**

Equipment	FY2025 Actuals	FY2026 Original As Passed Budget	FY2026 Governor's BAA Recommended Budget	FY2027 Governor's Recommended Budget	Difference Between FY2027 Governor's Recommended and FY2026 As Passed	Percent Change FY2027 Governor's Recommended and FY2026 As Passed
<b>Description</b>						
522400 - Other Equipment	100	500	500	500	0	0.0%
522410 - Office Equipment	1,747	7,500	7,500	-	-7,500	-100.0%
522700 - Furniture & Fixtures	500	1,200	1,200	1,200	0	0.0%
<b>Total: Equipment</b>	<b>2,347</b>	<b>9,200</b>	<b>9,200</b>	<b>1,700</b>	<b>-7,500</b>	<b>-81.5%</b>

IT/Telecom Services and Equipment	FY2025 Actuals	FY2026 Original As Passed Budget	FY2026 Governor's BAA Recommended Budget	FY2027 Governor's Recommended Budget	Difference Between FY2027 Governor's Recommended and FY2026 As Passed	Percent Change FY2027 Governor's Recommended and FY2026 As Passed
<b>Description</b>						
516605 - ADS VOIP Exp	47,060	81,939	81,939	81,939	0	0.0%
516620 - Internet	0	800	800	800	0	0.0%
516623 - Telecom-Mobile Wireless Data	17,752	12,200	12,200	17,400	5,200	42.6%
516652 - Telecom-Telephone Service	0	10,650	10,650	10,650	0	0.0%
516656 - Telecom-Paging Service	714	600	600	600	0	0.0%
516660 - ADS Service Level Agreement	332,387	134,439	134,439	106,427	-28,012	-20.8%
516671 - IT Inter Svc Cost-VISION/ISD	141,931	152,513	152,513	161,560	9,047	5.9%
516672 - IT Inter Svc Cost ADS Telephon	10,050	0	0	0	0	0.0%
516683 - IT InterSvcCost ProjManage&Rvw	4,070	0	0	0	0	0.0%
516685 - IT Inter Svc ADS Allocated Fee	148,516	171,699	171,699	555,934	384,235	223.8%
516690 - ADS Project Mgmt Contracts	80,046	0	0	146,435	146,435	0.0%
519085 - Software as a Service	14,400	0	0	0	0	0.0%
522201 - Hardware-Computer Peripherals	8,976	0	0	0	0	0.0%
522216 - Hardware-Desktop & Laptop PCs	46,650	2,000	2,000	2,000	0	0.0%
522228 - Sware-Mainframe Environment	29,655	100,990	100,990	100,990	0	0.0%
522258 - Hardware-Pers Mobile Devices	0	1,000	1,000	1,000	0	0.0%
522273 - Hardware-Data Network	78	0	0	0	0	0.0%
522281 - Mainframe Connectivity	0	2,000	2,000	2,000	0	0.0%
522430 - Communications Equipment	69	0	0	0	0	0.0%
<b>Total: IT/Telecom Services and Equipment</b>	<b>882,354</b>	<b>670,830</b>	<b>670,830</b>	<b>1,187,735</b>	<b>516,905</b>	<b>77.1%</b>

		FY2026 Original As Passed Budget	FY2026 Governor's BAA Recommended Budget	FY2027 Governor's Recommended Budget	Difference Between FY2027 Governor's Recommended and FY2026 As Passed	Percent Change FY2027 Governor's Recommended and FY2026 As Passed
<b>IT Repair and Maintenance Services</b>	<b>FY2025 Actuals</b>					
<b>Description</b>						
513037 - Hardware-Rep&Maint-Desk Lap PC	0	1,507	1,507	0	-1,507	-100.0%
<b>Total: IT Repair and Maintenance Services</b>	<b>0</b>	<b>1,507</b>	<b>1,507</b>	<b>0</b>	<b>-1,507</b>	<b>-100.0%</b>

		FY2026 Original As Passed Budget	FY2026 Governor's BAA Recommended Budget	FY2027 Governor's Recommended Budget	Difference Between FY2027 Governor's Recommended and FY2026 As Passed	Percent Change FY2027 Governor's Recommended and FY2026 As Passed
<b>Other Operating Expenses</b>	<b>FY2025 Actuals</b>					
<b>Description</b>						
523620 - Single Audit Allocation	6,384	7,099	7,099	8,404	1,305	18.4%
523640 - Registration & Identification	0	10,250	10,250	10,250	0	0.0%
<b>Total: Other Operating Expenses</b>	<b>6,384</b>	<b>17,349</b>	<b>17,349</b>	<b>18,654</b>	<b>1,305</b>	<b>7.5%</b>

		FY2026 Original As Passed Budget	FY2026 Governor's BAA Recommended Budget	FY2027 Governor's Recommended Budget	Difference Between FY2027 Governor's Recommended and FY2026 As Passed	Percent Change FY2027 Governor's Recommended and FY2026 As Passed
<b>Other Rental</b>	<b>FY2025 Actuals</b>					
<b>Description</b>						
514650 - Rental - Office Equipment	1,550	0	0	1,550	1,550	0.0%
515000 - Rental - Other	626	1,000	1,000	1,000	0	0.0%
<b>Total: Other Rental</b>	<b>2,176</b>	<b>1,000</b>	<b>1,000</b>	<b>2,550</b>	<b>1,550</b>	<b>155.0%</b>

		FY2026 Original As Passed Budget	FY2026 Governor's BAA Recommended Budget	FY2027 Governor's Recommended Budget	Difference Between FY2027 Governor's Recommended and FY2026 As Passed	Percent Change FY2027 Governor's Recommended and FY2026 As Passed
<b>Other Purchased Services</b>	<b>FY2025 Actuals</b>					
<b>Description</b>						
516000 - Insurance other than Empl Bene	12,327	12,327	12,327	11,415	-912	-7.4%
516010 - Insurance - General Liability	33,980	81,992	81,992	41,904	-40,088	-48.9%
516500 - Dues	9,990	7,500	7,500	10,000	2,500	33.3%
516550 - Licenses	25,562	20,000	20,000	20,000	0	0.0%
516813 - Advertising - Print	2,129	0	0	0	0	0.0%
516820 - Advertising - Job Vacancies	1,980	1,500	1,500	3,000	1,500	100.0%
517020 - Photocopying	35,791	33,000	33,000	34,500	1,500	4.5%
517050 - Process&Printg Films, Microfilm	0	250	250	0	-250	-100.0%



517100 - Registration for Meetings&Conf	0	1,500	1,500	1,500	0	0.0%
517200 - Postage	2,806	8,500	8,500	8,500	0	0.0%
517300 - Freight & Express Mail	1,903	1,000	1,000	1,000	0	0.0%
518356 - Travel-Crim inquest-Grand Jur	12,693	7,000	7,000	7,000	0	0.0%
519000 - Other Purchased Services	202	0	0	0	0	0.0%
519040 - Moving State Agencies	13,964	2,000	2,000	5,000	3,000	150.0%
<b>Total: Other Purchased Services</b>	<b>153,325</b>	<b>176,569</b>	<b>176,569</b>	<b>143,819</b>	<b>-32,750</b>	<b>-18.5%</b>

	FY2025 Actuals	FY2026 Original As Passed Budget	FY2026 Governor's BAA Recommended Budget	FY2027 Governor's Recommended Budget	Difference Between FY2027 Governor's Recommended and FY2026 As Passed	Percent Change FY2027 Governor's Recommended and FY2026 As Passed
<b>Property and Maintenance</b>						
<b>Description</b>						
510000 - Water/Sewer	3,272	0	0	3,300	3,300	0.0%
510200 - Disposal	6,687	0	0	7,000	7,000	0.0%
510210 - Rubbish Removal	994	900	900	900	0	0.0%
510400 - Custodial	2,700	11,500	11,500	11,500	0	0.0%
510500 - Other Property Mgmt Services	19,602	0	0	20,000	20,000	0.0%
<b>Total: Property and Maintenance</b>	<b>33,255</b>	<b>12,400</b>	<b>12,400</b>	<b>42,700</b>	<b>30,300</b>	<b>244.4%</b>

	FY2025 Actuals	FY2026 Original As Passed Budget	FY2026 Governor's BAA Recommended Budget	FY2027 Governor's Recommended Budget	Difference Between FY2027 Governor's Recommended and FY2026 As Passed	Percent Change FY2027 Governor's Recommended and FY2026 As Passed
<b>Property Rental</b>						
<b>Description</b>						
514000 - Rent Land & Bldgs-Office Space	390,083	399,563	399,563	458,790	59,227	14.8%
514010 - Rent Land&Bldgs-Non-Office	7,524	10,250	10,250	10,250	0	0.0%
515010 - Fee For Space Charge	732,271	730,815	730,815	778,837	48,022	6.6%
<b>Total: Property Rental</b>	<b>1,129,879</b>	<b>1,140,628</b>	<b>1,140,628</b>	<b>1,247,877</b>	<b>107,249</b>	<b>9.4%</b>

	FY2025 Actuals	FY2026 Original As Passed Budget	FY2026 Governor's BAA Recommended Budget	FY2027 Governor's Recommended Budget	Difference Between FY2027 Governor's Recommended and FY2026 As Passed	Percent Change FY2027 Governor's Recommended and FY2026 As Passed
<b>Supplies</b>						
<b>Description</b>						
520000 - Office Supplies	24,876	25,000	25,000	25,000	0	0.0%
520100 - Vehicle & Equipment Supplies	0	100	100	100	0	0.0%
520110 - Gasoline	364	0	0	100	100	0.0%
520500 - Other General Supplies	5,534	0	0	0	0	0.0%
520510 - IT & Data Processing Supplies	0	100	100	0	-100	-100.0%
520600 - Recognition/Awards	158	0	0	1,000	1,000	0.0%
520700 - Food	149	0	0	0	0	0.0%

520712 - Water	2,246	0	0	2,250	2,250	0.0%
521000 - Natural Gas	152	0	0	0	0	0.0%
521100 - Electricity	3,128	1,500	1,500	6,000	4,500	300.0%
521320 - Propane Gas	5,925	3,500	3,500	5,925	2,425	69.3%
521500 - Books&Periodicals-Library/Educ	16,760	2,500	2,500	2,500	0	0.0%
521510 - Subscriptions	0	16,415	16,415	16,415	0	0.0%
521520 - Other Books & Periodicals	1,301	0	0	0	0	0.0%
521820 - Paper Products	1,091	0	0	0	0	0.0%
<b>Total: Supplies</b>	<b>61,682</b>	<b>49,115</b>	<b>49,115</b>	<b>59,290</b>	<b>10,175</b>	<b>20.7%</b>

		FY2026 Original As Passed Budget	FY2026 Governor's BAA Recommended Budget	FY2027 Governor's Recommended Budget	Difference Between FY2027 Governor's Recommended and FY2026 As Passed	Percent Change FY2027 Governor's Recommended and FY2026 As Passed
<b>Travel</b>	<b>FY2025 Actuals</b>					
<b>Description</b>						
518000 - Travel-Inst-Auto Mileage-Emp	11,583	12,652	12,652	78,152	65,500	517.7%
518010 - Travel-Inst-Other Transp-Emp	5,921	5,702	5,702	5,702	0	0.0%
518020 - Travel-Inst-Meals-Emp	13,541	500	500	500	0	0.0%
518030 - Travel-Inst-Lodging-Emp	5,198	0	0	0	0	0.0%
518040 - Travel-Inst-Incidentals-Emp	22,827	200	200	300	100	50.0%
518300 - Travel-Inst-Auto Mileage-Nonemp	2,739	1,500	1,500	1,500	0	0.0%
518310 - Travel-Inst-Other Trans-Nonemp	20,155	0	0	0	0	0.0%
518320 - Travel-Inst-Meals-Nonemp	1,046	300	300	300	0	0.0%
518330 - Travel-Inst-Lodging-Nonemp	4,113	3,000	3,000	15,000	12,000	400.0%
518340 - Travel-Inst-Incidentals-Nonemp	661	600	600	600	0	0.0%
518500 - Travel-Outst-Auto Mileage-Emp	1,600	1,000	1,000	1,000	0	0.0%
518510 - Travel-Outst-Other Trans-Emp	1,629	5,250	5,250	5,250	0	0.0%
518520 - Travel-Outst-Meals-Emp	1,432	250	250	250	0	0.0%
518530 - Travel-Outst-Lodging-Emp	2,509	5,000	5,000	5,000	0	0.0%
518540 - Travel-Outst-Incidentals-Emp	0	250	250	250	0	0.0%
518700 - Travel-Outst-Auto Mileage-Nonemp	0	250	250	250	0	0.0%
518710 - Travel-Outst-Other Trans-Nonemp	1,353	0	0	0	0	0.0%
518720 - Travel-Outst-Meals-Nonemp	202	0	0	0	0	0.0%
518730 - Travel-Outst-Lodging-Nonemp	136	0	0	0	0	0.0%
518740 - Travel-Outst-Incidentals-Nonemp	224	0	0	0	0	0.0%
<b>Total: Travel</b>	<b>96,868</b>	<b>36,454</b>	<b>36,454</b>	<b>114,054</b>	<b>77,600</b>	<b>212.9%</b>
<b>Total: 2. OPERATING</b>	<b>2,368,270</b>	<b>2,115,052</b>	<b>2,115,052</b>	<b>2,818,379</b>	<b>703,327</b>	<b>33.3%</b>

Budget Object Group: 3. GRANTS

		FY2026 Original As Passed Budget	FY2026 Governor's BAA Recommended Budget	FY2027 Governor's Recommended Budget	Difference Between FY2027 Governor's Recommended and FY2026 As Passed	Percent Change FY2027 Governor's Recommended and FY2026 As Passed
Grants Rollup	FY2025 Actuals					
Description						
Total: Grants Rollup	0	0	0	0	0	0.0%
Total: 3. GRANTS	0	0	0	0	0	0.0%
Total Expenditures	18,873,841	21,125,336	21,125,336	22,328,639	1,203,303	5.7%

		FY2026 Original As Passed Budget	FY2026 Governor's BAA Recommended Budget	FY2027 Governor's Recommended Budget	Difference Between FY2027 Governor's Recommended and FY2026 As Passed	Percent Change FY2027 Governor's Recommended and FY2026 As Passed
Fund Name	FY2025 Actuals					
General Funds	12,880,026	20,541,309	20,541,309	21,700,038	1,158,729	5.6%
Federal Funds	0	31,000	31,000	31,000	0	0.0%
Coronavirus State Fiscal Recovery Fund	5,612,838	0	0	0	0	0.0%
IDT Funds	380,976	553,027	553,027	597,601	44,574	8.1%
Funds Total	18,873,841	21,125,336	21,125,336	22,328,639	1,203,303	5.7%

Position Count	123.0
FTE Total	121.3

State of Vermont  
FY2027 Governor's Recommended Budget  
Rollup Report

Organization: 2130100000 - State's Attorneys  
Sec No: B.205  
BU: 02130

**Budget Object Group: 1. PERSONAL SERVICES**

Budget Object Rollup Name	FY2025 Actuals	FY2026 Original As Passed Budget	FY2026 Governor's BAA Recommended Budget	FY2027 Governor's Recommended Budget	Difference Between FY2027 Governor's Recommended and FY2026 As Passed	Percent Change FY2027 Governor's Recommended and FY2026 As Passed
Salaries and Wages	10,378,452	11,634,176	11,634,176	11,691,608	57,432	0.5%
Fringe Benefits	5,740,855	7,004,098	7,004,098	7,259,816	255,718	3.7%
Contracted & 3rd Party Service	250,784	280,600	280,600	423,300	142,700	50.9%
Per Diem & Other Pers Services	135,480	91,410	91,410	135,536	44,126	48.3%
<b>Budget Object Group Total: 1. PERSONAL SERVICES</b>	<b>16,505,571</b>	<b>19,010,284</b>	<b>19,010,284</b>	<b>19,510,260</b>	<b>499,976</b>	<b>2.6%</b>

**Budget Object Group: 2. OPERATING**

Budget Object Rollup Name	FY2025 Actuals	FY2026 Original As Passed Budget	FY2026 Governor's BAA Recommended Budget	FY2027 Governor's Recommended Budget	FY2027 Governor's Recommended to FY2026 As Passed	Percent Change FY2027 Governor's Recommended and FY2026 As Passed
Equipment	2,347	9,200	9,200	1,700	-7,500	-81.5%
IT/Telecom Services and Equipment	882,354	670,830	670,830	1,187,735	516,905	77.1%
IT Repair and Maintenance Services	0	1,507	1,507	0	-1,507	-100.0%
Other Operating Expenses	6,384	17,349	17,349	18,654	1,305	7.5%
Other Rental	2,176	1,000	1,000	2,550	1,550	155.0%
Other Purchased Services	153,325	176,569	176,569	143,819	-32,750	-18.5%
Property & Maintenance	33,255	12,400	12,400	42,700	30,300	244.4%
Property Rental	1,129,879	1,140,628	1,140,628	1,247,877	107,249	9.4%
Supplies	61,682	49,115	49,115	59,290	10,175	20.7%
Travel	96,868	36,454	36,454	114,054	77,600	212.9%
<b>Budget Object Group Total: 2. OPERATING</b>	<b>2,368,270</b>	<b>2,115,052</b>	<b>2,115,052</b>	<b>2,818,379</b>	<b>703,327</b>	<b>33.3%</b>

**Budget Object Group: 3. GRANTS**



Budget Object Rollup Name	FY2025 Actuals	FY2026 Original As Passed Budget	FY2026 Governor's BAA Recommended Budget	FY2027 Governor's Recommended Budget	Difference Between FY2027 Governor's Recommended and FY2026 As Passed	Percent Change FY2027 Governor's Recommended and FY2026 As Passed
Budget Object Group Total: 3. GRANTS	0	0	0	0	0	#DIV/0!

Total Expenditures	18,873,841	21,125,336	21,125,336	22,328,639	1,203,303	5.7%
--------------------	------------	------------	------------	------------	-----------	------

Fund Name	FY2025 Actuals	FY2026 Original As Passed Budget	FY2026 Governor's BAA Recommended Budget	FY2027 Governor's Recommended Budget	Difference Between FY2027 Governor's Recommended and FY2026 As Passed	Percent Change FY2027 Governor's Recommended and FY2026 As Passed
General Funds	12,880,026	20,541,309	20,541,309	21,700,038	1,158,729	5.6%
Federal Funds	0	31,000	31,000	31,000	0	0.0%
Coronavirus State Fiscal Recovery Fund	5,612,838	0	0	0	0	#DIV/0!
IDT Funds	380,976	553,027	553,027	597,601	44,574	8.1%
Funds Total	18,873,841	21,125,336	21,125,336	22,328,639	1,203,303	5.7%

Position Count	123.0
FTE Total	121.3

State of Vermont  
FY2027 Governor's Recommended Budget  
Federal Receipts Inventory Report

**Organization: 2130100000 - State's Attorneys**

**Sec No: B.205**

**BU: 02130**

Fund Name	Federal Grant Number (ALN)	Federal Grant Name	Justification	Budget Request Amount
22005 - Federal Revenue Fund	16.999	FEDERAL EQUITABLE SHARING	Drug Forfeiture Funds from Drug Busts	\$31,000
<b>Total</b>				<b>\$31,000</b>

Fund Name	Budget Request Amount
22005 - Federal Revenue Fund	\$31,000
<b>Total</b>	<b>\$31,000</b>

State of Vermont  
FY2027 Governor's Recommended Budget  
Interdepartmental Transfers Inventory Report

**Organization: 2130100000 - State's Attorneys**

**Sec No: B.205**

**BU: 02130**

Fund Name	Sending Org	Sending Org Sec No.	Justification	Budget Request Amount
21500 - Inter-Unit Transfers Fund	2160010000 - Center for Crime Victim Services	B.220	3 Investigators : Bennington; Chittenden & Orleans	\$229,079
21500 - Inter-Unit Transfers Fund	8100000100 - Transportation - Finance and Administration	B.900	2 Traffic Resource Prosecutors	\$368,522
<b>Total</b>				<b>\$597,601</b>

Fund Name	Budget Request Amount
21500 - Inter-Unit Transfers Fund	\$597,601
<b>Total</b>	<b>\$597,601</b>

State of Vermont  
FY2027 Governor's Recommended Budget  
Position Summary Report

**Organization: 2130100000 - State's Attorneys**

**Sec No: B.205**

**BU: 02130**

Position Number	Classification	FTE	Count	Gross Salary	State Benefits	Federally Mandated	Total
267035	[00200E] Administrative Secretary	1	1	\$61,693	\$55,061	\$4,174	\$120,928
267036	[00200E] Administrative Secretary	1	1	\$67,267	\$36,029	\$4,918	\$108,214
267038	[00200E] Administrative Secretary	1	1	\$71,157	\$56,455	\$5,444	\$133,056
267042	[00200E] Administrative Secretary	1	1	\$47,757	\$30,166	\$3,425	\$81,348
267043	[00200E] Administrative Secretary	1	1	\$69,139	\$21,690	\$5,290	\$96,119
267044	[00200E] Administrative Secretary	1	1	\$59,696	\$48,654	\$4,111	\$112,461
267045	[00200E] Administrative Secretary	1	1	\$61,693	\$60,429	\$4,093	\$126,215
267046	[00200E] Administrative Secretary	1	1	\$59,696	\$59,829	\$3,940	\$123,465
267047	[00200E] Administrative Secretary	1	1	\$71,157	\$51,908	\$4,987	\$128,052
267048	[00200E] Administrative Secretary	1	1	\$69,139	\$62,482	\$4,663	\$136,284
267050	[00200E] Administrative Secretary	1	1	\$73,258	\$56,885	\$4,977	\$135,120
267052	[00200E] Administrative Secretary	1	1	\$73,258	\$52,728	\$5,148	\$131,134
267147	[00200E] Administrative Secretary	1	1	\$63,710	\$49,859	\$4,418	\$117,987
267040	[00300B] Chittenden Adm Coordinator	1	1	\$77,480	\$53,997	\$5,471	\$136,948
267129	[05850B] Info Tech Manager III	1	1	\$112,757	\$64,968	\$7,999	\$185,724
267236	[059600] Business Administrator	1	1	\$59,883	\$50,149	\$4,581	\$114,613
267136	[08330B] SAS Paralegal	1	1	\$65,146	\$35,391	\$4,755	\$105,292
267091	[08924B] Administrative Srvc's Cord III	1	1	\$69,505	\$36,702	\$5,317	\$111,524
267140	[16010E] IT Specialist II	1	1	\$64,667	\$35,248	\$4,719	\$104,634
267169	[26505B] SAS DV/SA Investigator	1	1	\$46,538	\$14,727	\$3,560	\$64,825
267193	[26505B] SAS DV/SA Investigator	1	1	\$58,124	\$48,183	\$4,447	\$110,754
267055	[51560B] SAS Legal Assistant	1	1	\$75,213	\$22,635	\$5,754	\$103,602
267056	[51560B] SAS Legal Assistant	1	1	\$63,710	\$37,626	\$4,601	\$105,937
267197	[51560B] SAS Legal Assistant	1	1	\$52,458	\$31,385	\$4,013	\$87,856
267227	[51560B] SAS Legal Assistant	1	1	\$54,122	\$32,079	\$3,913	\$90,114
267003	[90740P] States Attorney-Addison	1	1	\$148,283	\$59,819	\$11,116	\$219,218
267004	[90750P] States Attorney-Bennington	1	1	\$148,283	\$85,894	\$10,716	\$244,893
267005	[90760P] States Attorney-Caledonia	1	1	\$148,203	\$62,340	\$11,338	\$221,881



267006	[90770P] States Attorney-Chittenden	1	1	\$155,022	\$76,718	\$11,403	\$243,143
267007	[90780P] States Attorney-Essex	1	1	\$111,218	\$74,896	\$7,881	\$193,995
267008	[90790P] States Attorney-Franklin	1	1	\$148,283	\$44,918	\$11,344	\$204,545
267009	[90800P] States Attorney-Grand Isle	1	1	\$111,218	\$63,425	\$8,508	\$183,151
267010	[90810P] States Attorney-Lamoille	1	1	\$148,283	\$85,894	\$10,716	\$244,893
267011	[90820P] States Attorney-Orange	1	1	\$148,283	\$93,485	\$10,594	\$252,362
267012	[90830P] States Attorney-Orleans	1	1	\$148,283	\$71,688	\$10,716	\$230,687
267013	[90840P] States Attorney-Rutland	1	1	\$148,283	\$79,279	\$10,594	\$238,156
267014	[90850P] States Attorney-Washington	1	1	\$148,283	\$71,688	\$10,716	\$230,687
267015	[90860P] States Attorney-Windham	1	1	\$148,283	\$85,894	\$10,716	\$244,893
267016	[90870P] States Attorney-Windsor	1	1	\$148,283	\$59,819	\$11,116	\$219,218
267037	[91680B] Secretary IV	1	1	\$53,685	\$31,947	\$3,879	\$89,511
267039	[91680B] Secretary IV	1	1	\$53,685	\$46,847	\$3,651	\$104,183
267041	[91680B] Secretary IV	1	1	\$50,336	\$45,842	\$3,394	\$99,572
267049	[91680B] Secretary IV	1	1	\$55,286	\$17,527	\$4,230	\$77,043
267051	[91680B] Secretary IV	1	1	\$57,179	\$58,861	\$3,747	\$119,787
267054	[91680B] Secretary IV	1	1	\$48,714	\$15,373	\$3,726	\$67,813
267090	[91680B] Secretary IV	1	1	\$58,822	\$33,491	\$4,272	\$96,585
267101	[91680B] Secretary IV	1	1	\$67,517	\$62,179	\$4,538	\$134,234
267132	[91680B] Secretary IV	1	1	\$55,286	\$32,428	\$4,001	\$91,715
267133	[91680B] Secretary IV	1	1	\$55,286	\$47,181	\$3,773	\$106,240
267145	[91680B] Secretary IV	1	1	\$63,814	\$60,897	\$4,254	\$128,965
267146	[91680B] Secretary IV	1	1	\$57,179	\$47,746	\$3,919	\$108,844
267166	[91680B] Secretary IV	1	1	\$63,814	\$34,822	\$4,654	\$103,290
267167	[91680B] Secretary IV	1	1	\$53,685	\$58,022	\$3,480	\$115,187
267194	[91680B] Secretary IV	1	1	\$58,822	\$30,759	\$4,227	\$93,808
267001	[95010E] Executive Director	1	1	\$132,475	\$42,930	\$9,907	\$185,312
267187	[95360E] Principal Assistant	1	1	\$124,675	\$41,334	\$9,310	\$175,319
267163	[95826E] DSA Law Clerk	1	1	\$69,618	\$36,476	\$5,098	\$111,192
267177	[95826E] DSA Law Clerk	1	1	\$69,618	\$29,807	\$5,098	\$104,523
267017	[95880E] Deputy State's Attorney	1	1	\$92,934	\$43,395	\$6,881	\$143,210
267018	[95880E] Deputy State's Attorney	1	1	\$130,770	\$81,183	\$9,377	\$221,330
267019	[95880E] Deputy State's Attorney	1	1	\$130,770	\$55,108	\$9,776	\$195,654
267020	[95880E] Deputy State's Attorney	1	1	\$85,615	\$56,124	\$6,094	\$147,833
267021	[95880E] Deputy State's Attorney	1	1	\$115,606	\$76,628	\$8,216	\$200,450
267022	[95880E] Deputy State's Attorney	1	1	\$98,030	\$60,172	\$7,043	\$165,245
267023	[95880E] Deputy State's Attorney	1	1	\$130,770	\$27,331	\$10,004	\$168,105
267024	[95880E] Deputy State's Attorney	1	1	\$130,770	\$70,008	\$9,548	\$210,326
267025	[95880E] Deputy State's Attorney	1	1	\$69,618	\$51,634	\$5,325	\$126,577
267026	[95880E] Deputy State's Attorney	1	1	\$125,757	\$38,701	\$9,620	\$174,078
267027	[95880E] Deputy State's Attorney	1	1	\$130,770	\$63,287	\$9,459	\$203,516

267028	[95880E] Deputy State's Attorney	1	1	\$121,597	\$36,999	\$9,302	\$167,898
267029	[95880E] Deputy State's Attorney	1	1	\$125,757	\$53,135	\$9,392	\$188,284
267030	[95880E] Deputy State's Attorney	1	1	\$128,190	\$80,408	\$9,180	\$217,778
267031	[95880E] Deputy State's Attorney	1	1	\$109,262	\$37,774	\$8,130	\$155,166
267032	[95880E] Deputy State's Attorney	1	1	\$130,770	\$54,623	\$9,776	\$195,169
267033	[95880E] Deputy State's Attorney	1	1	\$125,757	\$74,309	\$9,075	\$209,141
267034	[95880E] Deputy State's Attorney	1	1	\$130,770	\$70,008	\$9,548	\$210,326
267086	[95880E] Deputy State's Attorney	1	1	\$115,606	\$76,628	\$8,216	\$200,450
267087	[95880E] Deputy State's Attorney	1	1	\$128,190	\$27,151	\$9,807	\$165,148
267095	[95880E] Deputy State's Attorney	1	1	\$85,613	\$56,441	\$6,093	\$148,147
267099	[95880E] Deputy State's Attorney	1	1	\$130,770	\$68,307	\$9,377	\$208,454
267100	[95880E] Deputy State's Attorney	1	1	\$90,293	\$57,846	\$6,452	\$154,591
267102	[95880E] Deputy State's Attorney	1	1	\$121,597	\$78,426	\$8,675	\$208,698
267106	[95880E] Deputy State's Attorney	1	1	\$85,613	\$56,442	\$6,549	\$148,604
267107	[95880E] Deputy State's Attorney	1	1	\$64,077	\$55,006	\$4,275	\$123,358
267122	[95880E] Deputy State's Attorney	1	1	\$92,934	\$34,837	\$6,881	\$134,652
267123	[95880E] Deputy State's Attorney	1	1	\$130,770	\$57,480	\$9,548	\$197,798
267125	[95880E] Deputy State's Attorney	1	1	\$98,030	\$45,272	\$7,499	\$150,801
267126	[95880E] Deputy State's Attorney	1	1	\$92,934	\$69,815	\$6,483	\$169,232
267135	[95880E] Deputy State's Attorney	1	1	\$130,770	\$55,108	\$9,776	\$195,654
267137	[95880E] Deputy State's Attorney	1	1	\$69,618	\$46,389	\$5,325	\$121,332
267138	[95880E] Deputy State's Attorney	1	1	\$85,613	\$56,442	\$6,549	\$148,604
267139	[95880E] Deputy State's Attorney	1	1	\$98,030	\$50,398	\$7,499	\$155,927
267142	[95880E] Deputy State's Attorney	1	1	\$130,770	\$55,108	\$9,776	\$195,654
267143	[95880E] Deputy State's Attorney	1	1	\$121,597	\$78,426	\$8,675	\$208,698
267148	[95880E] Deputy State's Attorney	1	1	\$121,597	\$40,702	\$9,074	\$171,373
267149	[95880E] Deputy State's Attorney	1	1	\$109,262	\$64,254	\$7,731	\$181,247
267150	[95880E] Deputy State's Attorney	1	1	\$98,030	\$50,780	\$7,043	\$155,853
267152	[95880E] Deputy State's Attorney	1	1	\$98,030	\$60,172	\$7,499	\$165,701
267164	[95880E] Deputy State's Attorney	1	1	\$130,770	\$69,660	\$9,548	\$209,978
267165	[95880E] Deputy State's Attorney	1	1	\$85,613	\$67,617	\$5,923	\$159,153
267170	[95880E] Deputy State's Attorney	1	1	\$115,606	\$34,773	\$8,844	\$159,223
267174	[95880E] Deputy State's Attorney	1	1	\$125,757	\$67,629	\$8,994	\$202,380
267179	[95880E] Deputy State's Attorney	1	1	\$121,597	\$67,251	\$8,846	\$197,694
267180	[95880E] Deputy State's Attorney	1	1	\$130,770	\$27,679	\$10,004	\$168,453
267181	[95880E] Deputy State's Attorney	1	1	\$69,618	\$46,389	\$5,325	\$121,332
267182	[95880E] Deputy State's Attorney	1	1	\$81,224	\$25,320	\$6,214	\$112,758
267183	[95880E] Deputy State's Attorney	1	1	\$128,190	\$54,333	\$9,579	\$192,102
267184	[95880E] Deputy State's Attorney	1	1	\$130,770	\$70,008	\$9,548	\$210,326
267185	[95880E] Deputy State's Attorney	1	1	\$115,606	\$54,378	\$8,844	\$178,828
267188	[95880E] Deputy State's Attorney	1	1	\$85,613	\$25,760	\$6,549	\$117,922

267189	[95880E] Deputy State's Attorney	1	1	\$92,934	\$58,640	\$6,653	\$158,227
267190	[95880E] Deputy State's Attorney	1	1	\$81,224	\$55,121	\$5,757	\$142,102
267191	[95880E] Deputy State's Attorney	1	1	\$81,224	\$25,320	\$6,214	\$112,758
267199	[95880E] Deputy State's Attorney	1	1	\$55,760	\$32,364	\$4,037	\$92,161
267200	[95880E] Deputy State's Attorney	1	1	\$69,618	\$46,389	\$5,325	\$121,332
267201	[95880E] Deputy State's Attorney	1	1	\$69,618	\$46,389	\$5,325	\$121,332
267202	[95880E] Deputy State's Attorney	1	1	\$69,618	\$46,389	\$5,325	\$121,332
267204	[95880E] Deputy State's Attorney	1	1	\$109,262	\$22,873	\$8,358	\$140,493
267207	[95880E] Deputy State's Attorney	1	1	\$90,293	\$42,946	\$6,679	\$139,918
267208	[95880E] Deputy State's Attorney	1	1	\$90,293	\$27,166	\$6,907	\$124,366
267209	[95880E] Deputy State's Attorney	1	1	\$69,618	\$46,389	\$5,325	\$121,332
267210	[95880E] Deputy State's Attorney	1	1	\$73,819	\$52,897	\$5,191	\$131,907
267211	[95880E] Deputy State's Attorney	1	1	\$69,618	\$46,389	\$5,325	\$121,332
<b>Total</b>		<b>121</b>	<b>123</b>	<b>\$11,663,500</b>	<b>\$6,327,817</b>	<b>\$854,537</b>	<b>\$18,845,854</b>

Fund #	Fund Name	FTE	Count	Gross Salary	State Benefits	Federally Mandated	Total
10000	10000 - General Fund	119	119	\$11,439,086	\$6,200,296	\$837,871	\$18,477,253
21500	21500 - Inter-Unit Transfers Fund	3	4	\$224,414	\$127,521	\$16,666	\$368,601
<b>Total</b>		<b>121</b>	<b>123</b>	<b>\$11,663,500</b>	<b>\$6,327,817</b>	<b>\$854,537</b>	<b>\$18,845,854</b>

State of Vermont  
FY2027 Governor's Recommended Budget  
Position Summary Report

**Organization: 02130 - State's Attorneys and Sheriffs**

Position Number	Classification	FTE	Count	Gross Salary	State Benefits	Federally Mandated	Total
267035	[00200E] Administrative Secretary	1	1	\$61,693	\$55,061	\$4,174	\$120,928
267036	[00200E] Administrative Secretary	1	1	\$67,267	\$36,029	\$4,918	\$108,214
267038	[00200E] Administrative Secretary	1	1	\$71,157	\$56,455	\$5,444	\$133,056
267042	[00200E] Administrative Secretary	1	1	\$47,757	\$30,166	\$3,425	\$81,348
267043	[00200E] Administrative Secretary	1	1	\$69,139	\$21,690	\$5,290	\$96,119
267044	[00200E] Administrative Secretary	1	1	\$59,696	\$48,654	\$4,111	\$112,461
267045	[00200E] Administrative Secretary	1	1	\$61,693	\$60,429	\$4,093	\$126,215
267046	[00200E] Administrative Secretary	1	1	\$59,696	\$59,829	\$3,940	\$123,465
267047	[00200E] Administrative Secretary	1	1	\$71,157	\$51,908	\$4,987	\$128,052
267048	[00200E] Administrative Secretary	1	1	\$69,139	\$62,482	\$4,663	\$136,284
267050	[00200E] Administrative Secretary	1	1	\$73,258	\$56,885	\$4,977	\$135,120
267052	[00200E] Administrative Secretary	1	1	\$73,258	\$52,728	\$5,148	\$131,134
267147	[00200E] Administrative Secretary	1	1	\$63,710	\$49,859	\$4,418	\$117,987
267040	[00300B] Chittenden Adm Coordinator	1	1	\$77,480	\$53,997	\$5,471	\$136,948
257104	[00500B] Executive Staff Assistant	1	1	\$75,275	\$57,297	\$5,132	\$137,704
267129	[05850B] Info Tech Manager III	1	1	\$112,757	\$64,968	\$7,999	\$185,724
267236	[059600] Business Administrator	1	1	\$59,883	\$50,149	\$4,581	\$114,613
267136	[08330B] SAS Paralegal	1	1	\$65,146	\$35,391	\$4,755	\$105,292
267091	[08924B] Administrative Srvc Cord III	1	1	\$69,505	\$36,702	\$5,317	\$111,524
267140	[16010E] IT Specialist II	1	1	\$64,667	\$35,248	\$4,719	\$104,634
267169	[26505B] SAS DV/SA Investigator	1	1	\$46,538	\$14,727	\$3,560	\$64,825
267193	[26505B] SAS DV/SA Investigator	1	1	\$58,124	\$48,183	\$4,447	\$110,754
267055	[51560B] SAS Legal Assistant	1	1	\$75,213	\$22,635	\$5,754	\$103,602
267056	[51560B] SAS Legal Assistant	1	1	\$63,710	\$37,626	\$4,601	\$105,937
267197	[51560B] SAS Legal Assistant	1	1	\$52,458	\$31,385	\$4,013	\$87,856
267227	[51560B] SAS Legal Assistant	1	1	\$54,122	\$32,079	\$3,913	\$90,114
257056	[90600P] Sheriff-Addison	1	1	\$109,616	\$74,128	\$7,759	\$191,503
257057	[90610P] Sheriff-Bennington	1	1	\$109,616	\$74,420	\$7,759	\$191,795



257058	[90620P] Sheriff-Caledonia	1	1	\$109,616	\$74,420	\$7,759	\$191,795
257059	[90630P] Sheriff-Chittenden	1	1	\$116,002	\$65,140	\$8,419	\$189,561
257060	[90640P] Sheriff-Essex	1	1	\$109,616	\$74,420	\$7,759	\$191,795
257061	[90650P] Sheriff-Franklin	1	1	\$76,731	\$31,237	\$5,642	\$113,610
257062	[90660P] Sheriff-Grand Isle	1	1	\$98,654	\$35,379	\$7,547	\$141,580
257063	[90670P] Sheriff-Lamoille	1	1	\$109,616	\$74,420	\$7,759	\$191,795
257064	[90680P] Sheriff-Orange	1	1	\$109,616	\$63,245	\$7,930	\$180,791
257065	[90690P] Sheriff-Orleans	1	1	\$109,616	\$63,245	\$7,930	\$180,791
257066	[90700P] Sheriff-Rutland	1	1	\$109,616	\$82,405	\$7,636	\$199,657
257067	[90710P] Sheriff-Washington	1	1	\$109,616	\$74,420	\$7,759	\$191,795
257068	[90720P] Sheriff-Windham	1	1	\$109,616	\$48,345	\$8,385	\$166,346
257069	[90730P] Sheriff-Windsor	1	1	\$109,616	\$33,444	\$8,385	\$151,445
267003	[90740P] States Attorney-Addison	1	1	\$148,283	\$59,819	\$11,116	\$219,218
267004	[90750P] States Attorney-Bennington	1	1	\$148,283	\$85,894	\$10,716	\$244,893
267005	[90760P] States Attorney-Caledonia	1	1	\$148,203	\$62,340	\$11,338	\$221,881
267006	[90770P] States Attorney-Chittenden	1	1	\$155,022	\$76,718	\$11,403	\$243,143
267007	[90780P] States Attorney-Essex	1	1	\$111,218	\$74,896	\$7,881	\$193,995
267008	[90790P] States Attorney-Franklin	1	1	\$148,283	\$44,918	\$11,344	\$204,545
267009	[90800P] States Attorney-Grand Isle	1	1	\$111,218	\$63,425	\$8,508	\$183,151
267010	[90810P] States Attorney-Lamoille	1	1	\$148,283	\$85,894	\$10,716	\$244,893
267011	[90820P] States Attorney-Orange	1	1	\$148,283	\$93,485	\$10,594	\$252,362
267012	[90830P] States Attorney-Orleans	1	1	\$148,283	\$71,688	\$10,716	\$230,687
267013	[90840P] States Attorney-Rutland	1	1	\$148,283	\$79,279	\$10,594	\$238,156
267014	[90850P] States Attorney-Washington	1	1	\$148,283	\$71,688	\$10,716	\$230,687
267015	[90860P] States Attorney-Windham	1	1	\$148,283	\$85,894	\$10,716	\$244,893
267016	[90870P] States Attorney-Windsor	1	1	\$148,283	\$59,819	\$11,116	\$219,218
247134	[91680B] Secretary IV	1	1	\$53,685	\$57,879	\$3,480	\$115,044
267037	[91680B] Secretary IV	1	1	\$53,685	\$31,947	\$3,879	\$89,511
267039	[91680B] Secretary IV	1	1	\$53,685	\$46,847	\$3,651	\$104,183
267041	[91680B] Secretary IV	1	1	\$50,336	\$45,842	\$3,394	\$99,572
267049	[91680B] Secretary IV	1	1	\$55,286	\$17,527	\$4,230	\$77,043
267051	[91680B] Secretary IV	1	1	\$57,179	\$58,861	\$3,747	\$119,787
267054	[91680B] Secretary IV	1	1	\$48,714	\$15,373	\$3,726	\$67,813
267090	[91680B] Secretary IV	1	1	\$58,822	\$33,491	\$4,272	\$96,585
267101	[91680B] Secretary IV	1	1	\$67,517	\$62,179	\$4,538	\$134,234
267132	[91680B] Secretary IV	1	1	\$55,286	\$32,428	\$4,001	\$91,715
267133	[91680B] Secretary IV	1	1	\$55,286	\$47,181	\$3,773	\$106,240
267145	[91680B] Secretary IV	1	1	\$63,814	\$60,897	\$4,254	\$128,965
267146	[91680B] Secretary IV	1	1	\$57,179	\$47,746	\$3,919	\$108,844
267166	[91680B] Secretary IV	1	1	\$63,814	\$34,822	\$4,654	\$103,290
267167	[91680B] Secretary IV	1	1	\$53,685	\$58,022	\$3,480	\$115,187

267194	[91680B] Secretary IV	1	1	\$58,822	\$30,759	\$4,227	\$93,808
247002	[91720B] Victim Advocate	1	1	\$67,995	\$51,147	\$5,202	\$124,344
247003	[91720B] Victim Advocate	1	1	\$77,563	\$39,121	\$5,705	\$122,389
247108	[91720B] Victim Advocate	1	1	\$74,984	\$23,445	\$5,736	\$104,165
247109	[91720B] Victim Advocate	1	1	\$89,586	\$42,496	\$6,626	\$138,708
247110	[91720B] Victim Advocate	1	1	\$71,668	\$45,385	\$5,027	\$122,080
247111	[91720B] Victim Advocate	1	1	\$92,206	\$43,521	\$6,826	\$142,553
247112	[91720B] Victim Advocate	1	1	\$77,563	\$38,915	\$5,705	\$122,183
247113	[91720B] Victim Advocate	1	1	\$77,563	\$65,196	\$5,307	\$148,066
247114	[91720B] Victim Advocate	1	1	\$77,563	\$54,021	\$5,934	\$137,518
247115	[91720B] Victim Advocate	1	1	\$89,586	\$60,226	\$6,226	\$156,038
247117	[91720B] Victim Advocate	1	1	\$74,984	\$38,346	\$5,508	\$118,838
247118	[91720B] Victim Advocate	1	1	\$74,984	\$38,346	\$5,736	\$119,066
247119	[91720B] Victim Advocate	1	1	\$74,984	\$23,445	\$5,736	\$104,165
247120	[91720B] Victim Advocate	1	1	\$82,430	\$43,487	\$6,034	\$131,951
247121	[91720B] Victim Advocate	1	1	\$77,563	\$16,790	\$5,934	\$100,287
247122	[91720B] Victim Advocate	1	1	\$74,984	\$22,566	\$5,736	\$103,286
247163	[91720B] Victim Advocate	1	1	\$74,984	\$38,346	\$5,508	\$118,838
247164	[91720B] Victim Advocate	1	1	\$63,544	\$45,157	\$4,861	\$113,562
247165	[91720B] Victim Advocate	1	1	\$87,090	\$68,059	\$6,035	\$161,184
247166	[91720B] Victim Advocate	1	1	\$74,984	\$64,421	\$5,109	\$144,514
247167	[91720B] Victim Advocate	1	1	\$94,806	\$44,302	\$7,024	\$146,132
247168	[91720B] Victim Advocate	1	1	\$72,654	\$30,687	\$5,330	\$108,671
247169	[91720B] Victim Advocate	1	1	\$84,760	\$56,184	\$6,029	\$146,973
247170	[91720B] Victim Advocate	1	1	\$87,090	\$59,716	\$6,035	\$152,841
247171	[91720B] Victim Advocate	1	1	\$89,586	\$27,833	\$6,853	\$124,272
247172	[91720B] Victim Advocate	1	1	\$63,544	\$45,157	\$4,861	\$113,562
247175	[91720B] Victim Advocate	1	1	\$74,984	\$368	\$5,736	\$81,088
267203	[91720B] Victim Advocate	1	1	\$89,586	\$432	\$6,853	\$96,871
257070	[94560E] Deputy Sheriff	1	1	\$84,490	\$67,279	\$5,836	\$157,605
257071	[94560E] Deputy Sheriff	1	1	\$70,699	\$36,797	\$5,181	\$112,677
257072	[94560E] Deputy Sheriff	1	1	\$75,442	\$47,572	\$5,771	\$128,785
257073	[94560E] Deputy Sheriff	1	1	\$84,490	\$67,279	\$5,836	\$157,605
257074	[94560E] Deputy Sheriff	1	1	\$86,882	\$67,674	\$6,020	\$160,576
257076	[94560E] Deputy Sheriff	1	1	\$77,667	\$65,228	\$5,314	\$148,209
257078	[94560E] Deputy Sheriff	1	1	\$77,667	\$65,228	\$5,314	\$148,209
257079	[94560E] Deputy Sheriff	1	1	\$59,883	\$44,413	\$4,581	\$108,877
257080	[94560E] Deputy Sheriff	1	1	\$84,490	\$67,279	\$5,836	\$157,605
257081	[94560E] Deputy Sheriff	1	1	\$89,315	\$57,553	\$6,377	\$153,245
257083	[94560E] Deputy Sheriff	1	1	\$84,490	\$56,104	\$6,008	\$146,602
257084	[94560E] Deputy Sheriff	1	1	\$86,882	\$62,628	\$6,647	\$156,157

257085	[94560E] Deputy Sheriff	1	1	\$84,490	\$41,204	\$6,236	\$131,930
257094	[94560E] Deputy Sheriff	1	1	\$59,883	\$44,413	\$4,581	\$108,877
257103	[94560E] Deputy Sheriff	1	1	\$79,830	\$65,877	\$5,480	\$151,187
257131	[94560E] Deputy Sheriff	1	1	\$84,490	\$67,054	\$5,836	\$157,380
257132	[94560E] Deputy Sheriff	1	1	\$84,490	\$40,979	\$6,236	\$131,705
257133	[94560E] Deputy Sheriff	1	1	\$77,667	\$64,940	\$5,314	\$147,921
257134	[94560E] Deputy Sheriff	1	1	\$84,490	\$44,107	\$6,191	\$134,788
257135	[94560E] Deputy Sheriff	1	1	\$89,315	\$48,996	\$6,377	\$144,688
257136	[94560E] Deputy Sheriff	1	1	\$86,882	\$41,921	\$6,419	\$135,222
257137	[94560E] Deputy Sheriff	1	1	\$79,830	\$65,877	\$5,480	\$151,187
257137	[94560E] Deputy Sheriff	1	1	\$70,699	\$63,134	\$4,781	\$138,614
257138	[94560E] Deputy Sheriff	1	1	\$79,830	\$65,877	\$5,480	\$151,187
257139	[94560E] Deputy Sheriff	1	1	\$59,883	\$44,413	\$4,581	\$108,877
257140	[94560E] Deputy Sheriff	1	1	\$82,410	\$25,371	\$6,304	\$114,085
257077	[94565E] Dir of Sheriffs Operations	1	1	\$132,475	\$42,930	\$9,907	\$185,312
267001	[95010E] Executive Director	1	1	\$86,902	\$27,026	\$6,648	\$120,576
267057	[95025E] SIU Grants Manager	1	1	\$124,675	\$41,334	\$9,310	\$175,319
267187	[95360E] Principal Assistant	1	1	\$69,618	\$36,476	\$5,098	\$111,192
267163	[95826E] DSA Law Clerk	1	1	\$69,618	\$29,807	\$5,098	\$104,523
267177	[95826E] DSA Law Clerk	1	1	\$92,934	\$43,395	\$6,881	\$143,210
267017	[95880E] Deputy State's Attorney	1	1	\$130,770	\$81,183	\$9,377	\$221,330
267018	[95880E] Deputy State's Attorney	1	1	\$130,770	\$55,108	\$9,776	\$195,654
267019	[95880E] Deputy State's Attorney	1	1	\$85,615	\$56,124	\$6,094	\$147,833
267020	[95880E] Deputy State's Attorney	1	1	\$115,606	\$76,628	\$8,216	\$200,450
267021	[95880E] Deputy State's Attorney	1	1	\$98,030	\$60,172	\$7,043	\$165,245
267022	[95880E] Deputy State's Attorney	1	1	\$130,770	\$27,331	\$10,004	\$168,105
267023	[95880E] Deputy State's Attorney	1	1	\$130,770	\$70,008	\$9,548	\$210,326
267024	[95880E] Deputy State's Attorney	1	1	\$69,618	\$51,634	\$5,325	\$126,577
267025	[95880E] Deputy State's Attorney	1	1	\$125,757	\$38,701	\$9,620	\$174,078
267026	[95880E] Deputy State's Attorney	1	1	\$130,770	\$63,287	\$9,459	\$203,516
267027	[95880E] Deputy State's Attorney	1	1	\$121,597	\$36,999	\$9,302	\$167,898
267028	[95880E] Deputy State's Attorney	1	1	\$125,757	\$53,135	\$9,392	\$188,284
267029	[95880E] Deputy State's Attorney	1	1	\$128,190	\$80,408	\$9,180	\$217,778
267030	[95880E] Deputy State's Attorney	1	1	\$109,262	\$37,774	\$8,130	\$155,166
267031	[95880E] Deputy State's Attorney	1	1	\$130,770	\$54,623	\$9,776	\$195,169
267032	[95880E] Deputy State's Attorney	1	1	\$125,757	\$74,309	\$9,075	\$209,141
267033	[95880E] Deputy State's Attorney	1	1	\$130,770	\$70,008	\$9,548	\$210,326
267034	[95880E] Deputy State's Attorney	1	1	\$115,606	\$76,628	\$8,216	\$200,450
267086	[95880E] Deputy State's Attorney	1	1	\$128,190	\$27,151	\$9,807	\$165,148
267087	[95880E] Deputy State's Attorney	1	1	\$85,613	\$56,441	\$6,093	\$148,147
267095	[95880E] Deputy State's Attorney	1	1	\$130,770	\$68,307	\$9,377	\$208,454
267099	[95880E] Deputy State's Attorney	1	1				

267100	[95880E] Deputy State's Attorney	1	1	\$90,293	\$57,846	\$6,452	\$154,591
267102	[95880E] Deputy State's Attorney	1	1	\$121,597	\$78,426	\$8,675	\$208,698
267106	[95880E] Deputy State's Attorney	1	1	\$85,613	\$56,442	\$6,549	\$148,604
267107	[95880E] Deputy State's Attorney	1	1	\$64,077	\$55,006	\$4,275	\$123,358
267122	[95880E] Deputy State's Attorney	1	1	\$92,934	\$34,837	\$6,881	\$134,652
267123	[95880E] Deputy State's Attorney	1	1	\$130,770	\$57,480	\$9,548	\$197,798
267125	[95880E] Deputy State's Attorney	1	1	\$98,030	\$45,272	\$7,499	\$150,801
267126	[95880E] Deputy State's Attorney	1	1	\$92,934	\$69,815	\$6,483	\$169,232
267135	[95880E] Deputy State's Attorney	1	1	\$130,770	\$55,108	\$9,776	\$195,654
267137	[95880E] Deputy State's Attorney	1	1	\$69,618	\$46,389	\$5,325	\$121,332
267138	[95880E] Deputy State's Attorney	1	1	\$85,613	\$56,442	\$6,549	\$148,604
267138	[95880E] Deputy State's Attorney	1	1	\$98,030	\$50,398	\$7,499	\$155,927
267139	[95880E] Deputy State's Attorney	1	1	\$130,770	\$55,108	\$9,776	\$195,654
267142	[95880E] Deputy State's Attorney	1	1	\$121,597	\$78,426	\$8,675	\$208,698
267143	[95880E] Deputy State's Attorney	1	1	\$121,597	\$40,702	\$9,074	\$171,373
267148	[95880E] Deputy State's Attorney	1	1	\$109,262	\$64,254	\$7,731	\$181,247
267149	[95880E] Deputy State's Attorney	1	1	\$98,030	\$50,780	\$7,043	\$155,853
267150	[95880E] Deputy State's Attorney	1	1	\$98,030	\$60,172	\$7,499	\$165,701
267152	[95880E] Deputy State's Attorney	1	1	\$130,770	\$69,660	\$9,548	\$209,978
267164	[95880E] Deputy State's Attorney	1	1	\$85,613	\$67,617	\$5,923	\$159,153
267165	[95880E] Deputy State's Attorney	1	1	\$115,606	\$34,773	\$8,844	\$159,223
267170	[95880E] Deputy State's Attorney	1	1	\$125,757	\$67,629	\$8,994	\$202,380
267174	[95880E] Deputy State's Attorney	1	1	\$121,597	\$67,251	\$8,846	\$197,694
267179	[95880E] Deputy State's Attorney	1	1	\$130,770	\$27,679	\$10,004	\$168,453
267180	[95880E] Deputy State's Attorney	1	1	\$69,618	\$46,389	\$5,325	\$121,332
267181	[95880E] Deputy State's Attorney	1	1	\$81,224	\$25,320	\$6,214	\$112,758
267182	[95880E] Deputy State's Attorney	1	1	\$128,190	\$54,333	\$9,579	\$192,102
267183	[95880E] Deputy State's Attorney	1	1	\$130,770	\$70,008	\$9,548	\$210,326
267184	[95880E] Deputy State's Attorney	1	1	\$115,606	\$54,378	\$8,844	\$178,828
267185	[95880E] Deputy State's Attorney	1	1	\$85,613	\$25,760	\$6,549	\$117,922
267188	[95880E] Deputy State's Attorney	1	1	\$92,934	\$58,640	\$6,653	\$158,227
267189	[95880E] Deputy State's Attorney	1	1	\$81,224	\$55,121	\$5,757	\$142,102
267190	[95880E] Deputy State's Attorney	1	1	\$81,224	\$25,320	\$6,214	\$112,758
267191	[95880E] Deputy State's Attorney	1	1	\$55,760	\$32,364	\$4,037	\$92,161
267199	[95880E] Deputy State's Attorney	1	1	\$69,618	\$46,389	\$5,325	\$121,332
267200	[95880E] Deputy State's Attorney	1	1	\$69,618	\$46,389	\$5,325	\$121,332
267201	[95880E] Deputy State's Attorney	1	1	\$69,618	\$46,389	\$5,325	\$121,332
267202	[95880E] Deputy State's Attorney	1	1	\$109,262	\$22,873	\$8,358	\$140,493
267204	[95880E] Deputy State's Attorney	1	1	\$90,293	\$42,946	\$6,679	\$139,918
267207	[95880E] Deputy State's Attorney	1	1	\$90,293	\$27,166	\$6,907	\$124,366
267208	[95880E] Deputy State's Attorney	1	1	\$69,618	\$46,389	\$5,325	\$121,332
267209	[95880E] Deputy State's Attorney	1	1				



267210	[95880E] Deputy State's Attorney	1	1	\$73,819	\$52,897	\$5,191	\$131,907
267211	[95880E] Deputy State's Attorney	1	1	\$69,618	\$46,389	\$5,325	\$121,332
<b>Total</b>		<b>192</b>	<b>194</b>	<b>\$17,656,929</b>	<b>\$9,894,999</b>	<b>\$1,289,454</b>	<b>\$28,841,382</b>

Fund #	Fund Name	FTE	Count	Gross Salary	State Benefits	Federally Mandated	Total
10000	10000 - General Fund	189	190	\$17,432,515	\$9,767,478	\$1,272,788	\$28,472,781
21500	21500 - Inter-Unit Transfers Fund	3	4	\$224,414	\$127,521	\$16,666	\$368,601
<b>Total</b>		<b>192</b>	<b>194</b>	<b>\$17,656,929</b>	<b>\$9,894,999</b>	<b>\$1,289,454</b>	<b>\$28,841,382</b>

State of Vermont  
FY2027 Governor's Recommended Budget  
Detail Report

Organization: 02130 - State's Attorneys and Sheriffs

Budget Object Group: 1. PERSONAL SERVICES

		FY2026 Original As Passed Budget	FY2026 Governor's BAA Recommended Budget	FY2027 Governor's Recommended Budget	Difference Between FY2027 Governor's Recommended and FY2026 As Passed	Percent Change FY2027 Governor's Recommended and FY2026 As Passed
<b>Salaries and Wages</b>	<b>FY2025 Actuals</b>					
<b>Description</b>						
500000 - Salaries	15,221,532	0	0	59,883	59,883	0.0%
500010 - Exempt	1,444	16,685,104	16,685,104	17,597,046	911,942	5.5%
500040 - Temporary Employees	0	100,000	100,000	153,500	53,500	53.5%
500060 - Overtime	168,040	195,000	245,000	230,336	35,336	18.1%
500070 - Shift Differential	185,050	185,000	185,000	185,000	0	0.0%
508000 - Vacancy Turnover Savings	0	-293,845	-293,845	-592,832	-298,987	101.7%
<b>Total: Salaries and Wages</b>	<b>15,576,066</b>	<b>16,871,259</b>	<b>16,921,259</b>	<b>17,632,933</b>	<b>761,674</b>	<b>4.5%</b>

		FY2026 Original As Passed Budget	FY2026 Governor's BAA Recommended Budget	FY2027 Governor's Recommended Budget	Difference Between FY2027 Governor's Recommended and FY2026 As Passed	Percent Change FY2027 Governor's Recommended and FY2026 As Passed
<b>Fringe Benefits</b>	<b>FY2025 Actuals</b>					
<b>Description</b>						
501000 - FICA	1,137,638	0	0	4,581	4,581	0.0%
501010 - FICA - Exempt	110	1,276,409	1,276,409	1,284,873	8,464	0.7%
501500 - Health Insurance	3,461,012	0	0	31,342	31,342	0.0%
501510 - Health Ins - Exempt	0	4,540,239	4,540,239	4,898,361	358,122	7.9%
502000 - Retirement	3,919,838	0	0	17,246	17,246	0.0%
502010 - Retirement - Exempt	0	4,379,338	4,379,338	4,582,593	203,255	4.6%
502500 - Dental Insurance	134,696	0	0	879	879	0.0%
502510 - Dental - Exempt	0	162,070	162,070	163,494	1,424	0.9%
503000 - Life Insurance	62,084	0	0	159	159	0.0%
503010 - Life Ins - Exempt	0	64,036	64,036	41,639	-22,397	-35.0%
503500 - Long Term Disability	9,380	0	0	0	0	0.0%
503510 - LTD - Exempt	0	11,813	11,813	27,573	15,760	133.4%
503520 - LTD - Other	39,995	0	0	0	0	0.0%
504000 - Employee Assistance Program	6,041	0	0	38	38	0.0%
504010 - EAP - Exempt	0	7,104	7,104	7,334	230	3.2%

504040 - VT Family & Medical Leave Ins	37,955	61,754	61,754	46,673	-15,081	-24.4%
504045 - Child Care Contribution Exp	59,643	73,226	73,226	77,668	4,442	6.1%
505200 - Workers Comp - Ins Premium	157,549	156,911	156,911	177,934	21,023	13.4%
505500 - Unemployment Compensation	6,410	13,000	13,000	10,000	-3,000	-23.1%
<b>Total: Fringe Benefits</b>	<b>9,032,354</b>	<b>10,745,900</b>	<b>10,745,900</b>	<b>11,372,387</b>	<b>626,487</b>	<b>5.8%</b>

Contracted and 3rd Party Service	FY2025 Actuals	FY2026 Original As Passed Budget	FY2026 Governor's BAA Recommended Budget	FY2027 Governor's Recommended Budget	Difference Between FY2027 Governor's Recommended and FY2026 As Passed	Percent Change FY2027 Governor's Recommended and FY2026 As Passed
<b>Description</b>						
507200 - Contr & 3rd Party - Legal	34,146	40,000	40,000	40,000	0	0.0%
507350 - Contr&3rd Pty-Educ & Training	37,076	44,052	44,052	150,052	106,000	240.6%
507450 - Contr&3rd Pty - Mental Health	139,984	140,000	140,000	190,000	50,000	35.7%
507500 - Contr&3rd Pty-Physical Health	37,681	15,000	15,000	65,000	50,000	333.3%
507550 - Contract & 3rd Party-Info Tech	0	1,487	1,487	3,487	2,000	134.5%
507565 - IT Contracts - Application Dev	1,200	0	0	1,200	1,200	0.0%
507569 - IT Contracts - IT Management	0	4,800	4,800	4,800	0	0.0%
507600 - Other Contr and 3rd Pty Serv	14,312	84,417	84,417	41,617	-42,800	-50.7%
507615 - Interpreters	11,481	0	0	11,500	11,500	0.0%
507670 - Custodial	1,170	0	0	0	0	0.0%
507678 - Contr&3rd Pty-Plumbing/Heating	1,611	0	0	0	0	0.0%
<b>Total: Contracted and 3rd Party Service</b>	<b>278,659</b>	<b>329,756</b>	<b>329,756</b>	<b>507,656</b>	<b>177,900</b>	<b>53.9%</b>

PerDiem and Other Personal Services	FY2025 Actuals	FY2026 Original As Passed Budget	FY2026 Governor's BAA Recommended Budget	FY2027 Governor's Recommended Budget	Difference Between FY2027 Governor's Recommended and FY2026 As Passed	Percent Change FY2027 Governor's Recommended and FY2026 As Passed
<b>Description</b>						
505700 - Catamount Health Assessment	8,562	1,875	1,875	3,075	1,200	64.0%
506099 - Per Diem, Crt Sys, Sheriff Svc	0	150,114	195,114	211,831	61,717	41.1%
506110 - Witness-Crim Inquest-Grand Jur	14,940	10,000	10,000	20,000	10,000	100.0%
506199 - Other Personal Services	0	140,000	140,000	140,000	0	0.0%
506200 - Other Pers Serv	179,426	137,874	191,395	30,000	-107,874	-78.2%
506210 - Depositions	1,000	5,500	5,500	5,500	0	0.0%
506220 - Transcripts	84,215	58,236	58,236	78,236	20,000	34.3%
506240 - Service of Papers	0	500	500	500	0	0.0%
<b>Total: PerDiem and Other Personal Services</b>	<b>288,143</b>	<b>504,099</b>	<b>602,620</b>	<b>489,142</b>	<b>-14,957</b>	<b>-3.0%</b>

<b>Total: 1. PERSONAL SERVICES</b>	<b>25,175,222</b>	<b>28,451,014</b>	<b>28,599,535</b>	<b>30,002,118</b>	<b>1,551,104</b>	<b>5.5%</b>
------------------------------------	-------------------	-------------------	-------------------	-------------------	------------------	-------------

Budget Object Group: 2. OPERATING

		FY2026 Original As Passed Budget	FY2026 Governor's BAA Recommended Budget	FY2027 Governor's Recommended Budget	Difference Between FY2027 Governor's Recommended and FY2026 As Passed	Percent Change FY2027 Governor's Recommended and FY2026 As Passed
<b>Equipment</b>	<b>FY2025 Actuals</b>					
<b>Description</b>						
522400 - Other Equipment	100	500	500	500	0	0.0%
522410 - Office Equipment	2,079	10,036	10,036	-	-10,036	-100.0%
522700 - Furniture & Fixtures	1,059	1,200	1,200	1,200	0	0.0%
<b>Total: Equipment</b>	<b>3,238</b>	<b>11,736</b>	<b>11,736</b>	<b>1,700</b>	<b>-10,036</b>	<b>-85.5%</b>

		FY2026 Original As Passed Budget	FY2026 Governor's BAA Recommended Budget	FY2027 Governor's Recommended Budget	Difference Between FY2027 Governor's Recommended and FY2026 As Passed	Percent Change FY2027 Governor's Recommended and FY2026 As Passed
<b>IT/Telecom Services and Equipment</b>	<b>FY2025 Actuals</b>					
<b>Description</b>						
516605 - ADS VOIP Exp	47,060	81,939	81,939	81,939	0	0.0%
516620 - Internet	0	800	800	800	0	0.0%
516623 - Telecom-Mobile Wireless Data	31,856	24,632	24,632	30,000	5,368	21.8%
516652 - Telecom-Telephone Service	0	20,650	20,650	20,650	0	0.0%
516656 - Telecom-Paging Service	714	600	600	600	0	0.0%
516660 - ADS Service Level Agreement	348,815	172,439	172,439	127,823	-44,616	-25.9%
516671 - IT Inter Svc Cost-VISION/ISD	167,739	183,886	183,886	195,717	11,831	6.4%
516672 - IT Inter Svc Cost ADS Telephon	11,827	10,000	10,000	10,000	0	0.0%
516683 - IT InterSvcCost ProjManage&Rvw	4,070	0	0	0	0	0.0%
516685 - IT Inter Svc ADS Allocated Fee	201,749	268,018	268,018	667,698	399,680	149.1%
516690 - ADS Project Mgmt Contracts	80,046	0	0	146,435	146,435	0.0%
519085 - Software as a Service	14,400	0	0	0	0	0.0%
522201 - Hardware-Computer Peripherals	8,976	0	0	0	0	0.0%
522216 - Hardware-Desktop & Laptop PCs	46,650	2,000	2,000	2,000	0	0.0%
522228 - Sware-Mainframe Environment	29,655	100,990	100,990	100,990	0	0.0%
522258 - Hardware-Pers Mobile Devices	0	1,000	1,000	1,000	0	0.0%
522273 - Hardware-Data Network	78	0	0	0	0	0.0%
522281 - Mainframe Connectivity	0	2,000	2,000	2,000	0	0.0%
522284 - Software - Application Support	0	7,759	7,759	7,759	0	0.0%
522430 - Communications Equipment	69	0	0	0	0	0.0%
<b>Total: IT/Telecom Services and Equipment</b>	<b>993,704</b>	<b>876,713</b>	<b>876,713</b>	<b>1,395,411</b>	<b>518,698</b>	<b>59.2%</b>



		FY2026 Original As Passed Budget	FY2026 Governor's BAA Recommended Budget	FY2027 Governor's Recommended Budget	Difference Between FY2027 Governor's Recommended and FY2026 As Passed	Percent Change FY2027 Governor's Recommended and FY2026 As Passed
IT Repair and Maintenance Services	FY2025 Actuals					
<b>Description</b>						
513037 - Hardware-Rep&Maint-Desk Lap PC	0	1,507	1,507	0	-1,507	-100.0%
<b>Total: IT Repair and Maintenance Services</b>	<b>0</b>	<b>1,507</b>	<b>1,507</b>	<b>0</b>	<b>-1,507</b>	<b>-100.0%</b>

		FY2026 Original As Passed Budget	FY2026 Governor's BAA Recommended Budget	FY2027 Governor's Recommended Budget	Difference Between FY2027 Governor's Recommended and FY2026 As Passed	Percent Change FY2027 Governor's Recommended and FY2026 As Passed
Other Operating Expenses	FY2025 Actuals					
<b>Description</b>						
523620 - Single Audit Allocation	100,841	87,099	87,099	103,404	16,305	18.7%
523640 - Registration & Identification	0	10,250	10,250	10,250	0	0.0%
<b>Total: Other Operating Expenses</b>	<b>100,841</b>	<b>97,349</b>	<b>97,349</b>	<b>113,654</b>	<b>16,305</b>	<b>16.7%</b>

		FY2026 Original As Passed Budget	FY2026 Governor's BAA Recommended Budget	FY2027 Governor's Recommended Budget	Difference Between FY2027 Governor's Recommended and FY2026 As Passed	Percent Change FY2027 Governor's Recommended and FY2026 As Passed
Other Rental	FY2025 Actuals					
<b>Description</b>						
514650 - Rental - Office Equipment	1,640	360	360	1,910	1,550	430.6%
515000 - Rental - Other	626	1,000	1,000	1,000	0	0.0%
<b>Total: Other Rental</b>	<b>2,266</b>	<b>1,360</b>	<b>1,360</b>	<b>2,910</b>	<b>1,550</b>	<b>114.0%</b>

		FY2026 Original As Passed Budget	FY2026 Governor's BAA Recommended Budget	FY2027 Governor's Recommended Budget	Difference Between FY2027 Governor's Recommended and FY2026 As Passed	Percent Change FY2027 Governor's Recommended and FY2026 As Passed
Other Purchased Services	FY2025 Actuals					
<b>Description</b>						
516000 - Insurance other than Empl Bene	12,327	12,327	12,327	11,415	-912	-7.4%
516010 - Insurance - General Liability	107,085	171,051	171,051	132,056	-38,995	-22.8%
516500 - Dues	9,990	7,500	7,500	10,000	2,500	33.3%
516550 - Licenses	25,562	20,000	20,000	20,000	0	0.0%
516813 - Advertising - Print	2,129	0	0	0	0	0.0%
516820 - Advertising - Job Vacancies	2,045	1,500	1,500	3,000	1,500	100.0%
517020 - Photocopying	37,343	34,434	34,434	35,934	1,500	4.4%
517050 - Process&Printg Films, Microfilm	0	250	250	0	-250	-100.0%

517100 - Registration for Meetings&Conf	0	1,500	1,500	1,500	0	0.0%
517200 - Postage	22,461	21,689	21,689	21,422	-267	-1.2%
517300 - Freight & Express Mail	1,903	1,000	1,000	1,000	0	0.0%
518356 - Travel-Crim inquest-Grand Jur	12,693	7,000	7,000	7,000	0	0.0%
519000 - Other Purchased Services	202	0	0	0	0	0.0%
519040 - Moving State Agencies	18,381	2,000	2,000	5,000	3,000	150.0%
<b>Total: Other Purchased Services</b>	<b>252,120</b>	<b>280,251</b>	<b>280,251</b>	<b>248,327</b>	<b>-31,924</b>	<b>-11.4%</b>

	FY2025 Actuals	FY2026 Original As Passed Budget	FY2026 Governor's BAA Recommended Budget	FY2027 Governor's Recommended Budget	Difference Between FY2027 Governor's Recommended and FY2026 As Passed	Percent Change FY2027 Governor's Recommended and FY2026 As Passed
<b>Property and Maintenance</b>						
<b>Description</b>						
510000 - Water/Sewer	3,272	0	0	3,300	3,300	0.0%
510200 - Disposal	6,687	0	0	7,000	7,000	0.0%
510210 - Rubbish Removal	1,906	900	900	900	0	0.0%
510400 - Custodial	2,700	11,500	11,500	11,500	0	0.0%
510500 - Other Property Mgmt Services	19,602	0	0	20,000	20,000	0.0%
<b>Total: Property and Maintenance</b>	<b>34,167</b>	<b>12,400</b>	<b>12,400</b>	<b>42,700</b>	<b>30,300</b>	<b>244.4%</b>

	FY2025 Actuals	FY2026 Original As Passed Budget	FY2026 Governor's BAA Recommended Budget	FY2027 Governor's Recommended Budget	Difference Between FY2027 Governor's Recommended and FY2026 As Passed	Percent Change FY2027 Governor's Recommended and FY2026 As Passed
<b>Property Rental</b>						
<b>Description</b>						
514000 - Rent Land & Bldgs-Office Space	390,083	399,563	399,563	458,790	59,227	14.8%
514010 - Rent Land&Bldgs-Non-Office	8,547	11,450	11,450	11,450	0	0.0%
515010 - Fee For Space Charge	732,271	730,815	730,815	778,837	48,022	6.6%
<b>Total: Property Rental</b>	<b>1,130,902</b>	<b>1,141,828</b>	<b>1,141,828</b>	<b>1,249,077</b>	<b>107,249</b>	<b>9.4%</b>

	FY2025 Actuals	FY2026 Original As Passed Budget	FY2026 Governor's BAA Recommended Budget	FY2027 Governor's Recommended Budget	Difference Between FY2027 Governor's Recommended and FY2026 As Passed	Percent Change FY2027 Governor's Recommended and FY2026 As Passed
<b>Supplies</b>						
<b>Description</b>						
520000 - Office Supplies	28,007	30,761	30,761	30,761	0	0.0%
520100 - Vehicle & Equipment Supplies	0	100	100	100	0	0.0%
520110 - Gasoline	364	0	0	100	100	0.0%
520500 - Other General Supplies	5,534	0	0	0	0	0.0%
520510 - IT & Data Processing Supplies	0	100	100	0	-100	-100.0%
520590 - Fire, Protection & Safety	4,460	0	0	0	0	0.0%
520600 - Recognition/Awards	158	0	0	1,000	1,000	0.0%

520700 - Food	149	0	0	0	0	0.0%
520712 - Water	2,246	0	0	2,250	2,250	0.0%
521000 - Natural Gas	152	0	0	0	0	0.0%
521100 - Electricity	3,128	1,500	1,500	6,000	4,500	300.0%
521320 - Propane Gas	5,925	3,500	3,500	5,925	2,425	69.3%
521500 - Books&Periodicals-Library/Educ	16,760	3,000	3,000	2,500	-500	-16.7%
521510 - Subscriptions	52,692	43,955	43,955	43,955	0	0.0%
521520 - Other Books & Periodicals	1,301	0	0	0	0	0.0%
521820 - Paper Products	1,089	0	0	0	0	0.0%
<b>Total: Supplies</b>	<b>121,965</b>	<b>82,916</b>	<b>82,916</b>	<b>92,591</b>	<b>9,675</b>	<b>11.7%</b>

Travel	FY2025 Actuals	FY2026 Original As Passed Budget	FY2026 Governor's BAA Recommended Budget	FY2027 Governor's Recommended Budget	Difference Between FY2027 Governor's Recommended and FY2026 As Passed	Percent Change FY2027 Governor's Recommended and FY2026 As Passed
<b>Description</b>						
518000 - Travel-Inst-Auto Mileage-Emp	16,006	24,131	24,131	97,167	73,036	302.7%
518010 - Travel-Inst-Other Transp-Emp	5,975	7,008	7,008	6,740	-268	-3.8%
518020 - Travel-Inst-Meals-Emp	15,956	500	500	1,000	500	100.0%
518030 - Travel-Inst-Lodging-Emp	16,264	1,000	1,000	2,000	1,000	100.0%
518040 - Travel-Inst-Incidentals-Emp	234,175	139,495	174,495	142,131	2,636	1.9%
518300 - Travl-Inst-Auto Mileage-Nonemp	11,137	4,900	4,900	1,500	-3,400	-69.4%
518310 - Travel-Inst-Other Trans-Nonemp	21,306	0	0	0	0	0.0%
518320 - Travel-Inst-Meals-Nonemp	1,126	300	300	300	0	0.0%
518330 - Travel-Inst-Lodging-Nonemp	4,848	8,000	8,000	20,000	12,000	150.0%
518340 - Travel-Inst-Incidentals-Nonemp	661	600	600	600	0	0.0%
518500 - Travel-Outst-Auto Mileage-Emp	1,600	4,000	4,000	4,000	0	0.0%
518510 - Travel-Outst-Other Trans-Emp	1,629	5,250	5,250	5,250	0	0.0%
518520 - Travel-Outst-Meals-Emp	1,432	250	250	250	0	0.0%
518530 - Travel-Outst-Lodging-Emp	2,509	5,000	5,000	5,000	0	0.0%
518540 - Travel-Outst-Incidentals-Emp	0	250	250	250	0	0.0%
518700 - Trav-Outst-AutoMileage-Nonemp	0	250	250	250	0	0.0%
518710 - Trvl-Outst-Other Trans-Nonemp	1,353	0	0	0	0	0.0%
518720 - Travel-Outst-Meals-Nonemp	202	0	0	0	0	0.0%
518730 - Travel-Outst-Lodging-Nonemp	136	0	0	0	0	0.0%
518740 - Trvl-Outst-Incidentals-Nonemp	224	0	0	0	0	0.0%
<b>Total: Travel</b>	<b>336,536</b>	<b>200,934</b>	<b>235,934</b>	<b>286,438</b>	<b>85,504</b>	<b>42.6%</b>
<b>Total: 2. OPERATING</b>	<b>2,975,739</b>	<b>2,706,994</b>	<b>2,741,994</b>	<b>3,432,808</b>	<b>725,814</b>	<b>26.8%</b>

Budget Object Group: 3. GRANTS

		FY2026 Original As Passed Budget	FY2026 Governor's BAA Recommended Budget	FY2027 Governor's Recommended Budget	Difference Between FY2027 Governor's Recommended and FY2026 As Passed	Percent Change FY2027 Governor's Recommended and FY2026 As Passed
<b>Grants Rollup</b>	<b>FY2025 Actuals</b>					
<b>Description</b>						
550220 - Grants	560,559	793,000	793,000	830,893	37,893	4.8%
550500 - Other Grants	1,069,005	1,343,507	1,343,507	1,343,507	0	0.0%
<b>Total: Grants Rollup</b>	<b>1,629,563</b>	<b>2,136,507</b>	<b>2,136,507</b>	<b>2,174,400</b>	<b>37,893</b>	<b>1.8%</b>
<b>Total: 3. GRANTS</b>	<b>1,629,563</b>	<b>2,136,507</b>	<b>2,136,507</b>	<b>2,174,400</b>	<b>37,893</b>	<b>1.8%</b>
<b>Total Expenditures</b>	<b>29,780,524</b>	<b>33,294,515</b>	<b>33,478,036</b>	<b>35,609,326</b>	<b>2,314,811</b>	<b>7.0%</b>

		FY2026 Original As Passed Budget	FY2026 Governor's BAA Recommended Budget	FY2027 Governor's Recommended Budget	Difference Between FY2027 Governor's Recommended and FY2026 As Passed	Percent Change FY2027 Governor's Recommended and FY2026 As Passed
<b>Fund Name</b>	<b>FY2025 Actuals</b>					
General Funds	22,397,702	32,710,488	32,894,009	34,980,725	2,270,237	6.9%
Federal Funds	64,328	31,000	31,000	31,000	0	0.0%
Coronavirus State Fiscal Recovery Fund	6,937,518	0	0	0	0	0.0%
IDT Funds	380,976	553,027	553,027	597,601	44,574	8.1%
<b>Funds Total</b>	<b>29,780,524</b>	<b>33,294,515</b>	<b>33,478,036</b>	<b>35,609,326</b>	<b>2,314,811</b>	<b>7.0%</b>

<b>Position Count</b>	<b>194.0</b>
<b>FTE Total</b>	<b>192.1</b>

State of Vermont  
FY2027 Governor's Recommended Budget  
Rollup Report

Organization: 02130 - State's Attorneys and Sheriffs

Budget Object Group: 1. PERSONAL SERVICES

Budget Object Rollup Name	FY2025 Actuals	FY2026 Original As Passed Budget	FY2026 Governor's BAA Recommended Budget	FY2027 Governor's Recommended Budget	Difference Between FY2027 Governor's Recommended and FY2026 As Passed	Percent Change FY2027 Governor's Recommended and FY2026 As Passed
Salaries and Wages	15,576,066	16,871,259	16,921,259	17,632,933	761,674	4.5%
Fringe Benefits	9,032,354	10,745,900	10,745,900	11,372,387	626,487	5.8%
Contracted & 3rd Party Service	278,659	329,756	329,756	507,656	177,900	53.9%
Per Diem & Other Pers Services	288,143	504,099	602,620	489,142	-14,957	-3.0%
<b>Budget Object Group Total: 1. PERSONAL SERVICES</b>	<b>25,175,222</b>	<b>28,451,014</b>	<b>28,599,535</b>	<b>30,002,118</b>	<b>1,551,104</b>	<b>5.5%</b>

Budget Object Group: 2. OPERATING

Budget Object Rollup Name	FY2025 Actuals	FY2026 Original As Passed Budget	FY2026 Governor's BAA Recommended Budget	FY2027 Governor's Recommended Budget	FY2027 Governor's Recommended to FY2026 As Passed	Percent Change FY2027 Governor's Recommended and FY2026 As Passed
Equipment	3,238	11,736	11,736	1,700	-10,036	-85.5%
IT/Telecom Services and Equipment	993,704	876,713	876,713	1,395,411	518,698	59.2%
IT Repair and Maintenance Services	0	1,507	1,507	0	-1,507	-100.0%
Other Operating Expenses	100,841	97,349	97,349	113,654	16,305	16.7%
Other Rental	2,266	1,360	1,360	2,910	1,550	114.0%
Other Purchased Services	252,120	280,251	280,251	248,327	-31,924	-11.4%
Property & Maintenance	34,167	12,400	12,400	42,700	30,300	244.4%
Property Rental	1,130,902	1,141,828	1,141,828	1,249,077	107,249	9.4%
Supplies	121,965	82,916	82,916	92,591	9,675	11.7%
Travel	336,536	200,934	235,934	286,438	85,504	42.6%
<b>Budget Object Group Total: 2. OPERATING</b>	<b>2,975,739</b>	<b>2,706,994</b>	<b>2,741,994</b>	<b>3,432,808</b>	<b>725,814</b>	<b>26.8%</b>

Budget Object Group: 3. GRANTS



Budget Object Rollup Name	FY2025 Actuals	FY2026 Original As Passed Budget	FY2026 Governor's BAA Recommended Budget	FY2027 Governor's Recommended Budget	Difference Between FY2027 Governor's Recommended and FY2026 As Passed	Percent Change FY2027 Governor's Recommended and FY2026 As Passed
Grants	1,629,563	2,136,507	2,136,507	2,174,400	37,893	1.8%
Budget Object Group Total: 3. GRANTS	1,629,563	2,136,507	2,136,507	2,174,400	37,893	1.8%

Total Expenditures	29,780,524	33,294,515	33,478,036	35,609,326	2,314,811	7.0%
--------------------	------------	------------	------------	------------	-----------	------

Fund Name	FY2025 Actuals	FY2026 Original As Passed Budget	FY2026 Governor's BAA Recommended Budget	FY2027 Governor's Recommended Budget	Difference Between FY2027 Governor's Recommended and FY2026 As Passed	Percent Change FY2027 Governor's Recommended and FY2026 As Passed
General Funds	22,397,702	32,710,488	32,894,009	34,980,725	2,270,237	6.9%
Federal Funds	64,328	31,000	31,000	31,000	0	0.0%
Coronavirus State Fiscal Recovery Fund	6,937,518	0	0	0	0	#DIV/0!
IDT Funds	380,976	553,027	553,027	597,601	44,574	8.1%
Funds Total	29,780,524	33,294,515	33,478,036	35,609,326	2,314,811	7.0%

Position Count	194.0
FTE Total	192.1



# Department of State's Attorneys and Sheriffs

Vermont Criminal and  
Juvenile Justice System Data  
(SAS Context, December 2025)

NOTE: The contents of this document are subject to change. This document was drafted for discussion purposes only.



# December 10, 2025

Row Labels	Felony	Misd.	F&W	Civil Susp.	YO	Juv. Delinq.	CHINS A	CHINS B	CHINS C	Civil CHINS D	Misc	ERPO	JBA	Ord.	PCR	Grand Total
Addison	221	508		2	12	8	23	2	69	2	1	2				2 852
Bennington	497	689			23	40	71	2	95	16	13	2		1		28 1,477
Caledonia	290	653		5	40	24	22	3	44		1	4				4 1,090
Chittenden	947	2,008		3	61	62	132	24	128	8	22	9		7		25 3,436
Essex	120	151		1	6	3	1		3	1		2				2 290
Franklin	474	1,319		16	17	142	301	5	106	12	6	30				7 2,435
Grand Isle	33	91		2	4	5	9		8		1					2 155
Lamoille	218	469		1	38	6	23	2	21	7	5					3 793
Orange	147	344		1	17	17	21	1	28	1	3	1		1		2 584
Orleans	376	697		3	16	12	96	15	35	5	3	2	1			13 1,274
Rutland	752	1,348		2	35	23	80	9	91	10	15	4		1		20 2,390
Washington	681	1,685		9	58	46	161	8	72	6	12	12	1	1	6	9 2,767
Windham	789	1,918		4	59	6	29	3	56	2	3	7				13 2,889
Windsor	551	1,124		3	45	13	48	7	76	6	5	7	1			6 1,892
<b>Grand Total</b>	<b>6,096</b>	<b>13,004</b>		<b>52</b>	<b>431</b>	<b>407</b>	<b>1,017</b>	<b>81</b>	<b>832</b>	<b>76</b>	<b>90</b>	<b>82</b>	<b>3</b>	<b>11</b>	<b>6</b>	<b>136 22,324</b>

The system has 810 fewer cases than this time last year. A 3.5% decrease.

**22,324 Pending Cases**



# Pending Docket Narrative (Page 1)

## 2023-2025 Snapshot

In **December 2023**, the State faced a high-water mark of **26,119 pending cases**. From Dec. 2023—Dec. 2025 **3,800 cases** were disposed of by plea agreement, conviction by trial, acquittal, or dismissal.

- **Year 1 (Dec. 2023): 26,119** pending dockets
- **Year 2 (Dec. 2024): 23,134** pending dockets —**11.43% reduction**.
- **Year 3 (Dec. 2025): 22,324** pending dockets—**3.50% decrease** from the previous year.

In total, from Dec. 2023—Dec. 2025 there has been a **14.53% decrease in pending dockets**.

Metric	Dec. 2023	Dec. 2025	Total Change	% Decrease
<b>Pending Cases</b>	<b>26,119</b>	<b>22,324</b>	<b>-3,795</b>	<b>14.53%</b>





# Pending Docket Narrative, page 2

## 2023-2025 Snapshot

- In 2024, 13,801 criminal cases (felonies and misdemeanors) were filed.
- In 2025, year to date, 12,803 criminal cases filed. At the same point in 2024, 12,726 cases had been filed.
- In December 2023, the State faced a high-water mark of 26,119 pending cases.
- Between Dec. 2023—Dec. 2025, 3,800 cases were disposed of by plea agreement, conviction by trial, acquittal, or dismissal.
- As of Dec. 10, 2025, there were 22,324 pending cases, including:
  - 6,096 felonies (111 pending homicides)
  - 13,004 misdemeanors
  - 52 Fish and Wildlife cases
  - 431 Civil Suspension cases
  - 407 YOs
  - 1,017 Juvenile Delinquencies
  - 81 CHINS A (Abuse)
  - 832 CHINS B (Neglect)
  - 76 CHINS C (Unmanageable)
  - 90 CHINS D (Truancy)
  - 3 ERPOs (Firearm Removal Cases)
  - 136 PCRs (Postconviction Relief Cases)





# Dec. 2023 to Dec. 2025 Changes

	Felony	Misd.	F&W	Civil Susp.	YO	Juv. Delinq.	A	CHINS B	CHINS C	CHINS D	Civil Misc	JBA	Ord.	PCR	Grand Total
Addison	17	-19	-5	-6	-23	-62	0	-97	-9	-5	-2	0	0	1	-210
Bennington	-185	-501	-1	-33	8	27	0	10	1	-11	2	1	0	13	-669
Caledonia	-196	-517	-2	-42	-16	-25	3	-43	-1	-12	-2	-1	-1	4	-851
Chittenden	-200	-544	-8	-18	-21	-55	-5	-81	-5	1	-9	-1	-1	19	-928
Essex	6	-20	-1	3	0	-3	-1	-14	1	0	-2	0	0	-1	-32
Franklin	-37	115	-5	-44	-20	-5	-4	-221	-38	-37	24	0	0	2	-270
Grand Isle	-2	-3	0	0	0	4	-3	-16	-1	-4	-3	-1	0	2	-27
Lamoille	-62	-220	-6	-12	0	-25	-1	-26	4	-6	-1	0	0	1	-354
Orange	-28	-55	-1	-5	9	4	1	2	1	-7	-6	1	0	2	-82
Orleans	-224	-452	-12	-39	-6	50	-4	-39	-7	2	-8	0	0	2	-736
Rutland	-37	-357	-7	-34	-3	-56	6	-78	-16	-6	0	-1	0	8	-581
Washington	183	522	0	8	-18	-8	3	-16	2	6	0	1	0	5	689
Windham	56	142	0	6	-19	-112	2	-45	-5	-3	1	0	0	8	31
Windsor	57	141	1	9	0	10	0	12	2	0	-1	-1	0	-6	225
Grand Total	-652	-1768	-47	-207	-109	-256	-3	-652	-71	-82	-7	-2	-2	60	-3795

Delta															- 74.07
Dec.2023 to	-	-	-	-	-	-	-	-	-	-	-	-	-	-	
Dec. 2025	10.27%	-13.11%	65.28%	42.59%	27.32%	25.60%	-3.19%	73.59%	88.75%	83.67%	-8.43%	14.29%	25.00%	%	-14.53%

NOTE: Green is a decrease of more than five cases. Red is an increase of more than five cases.



# Dec. 2024 to Dec. 2025 Changes

Row Labels	Felon y	Misd.	F&W	Civil Susp.	YO	Juv. Delinq.	CHINS A	CHINS B	CHINS C	CHINS D	Civil Misc	ERP O	JBA	Ord.	PCR	Grand Total
Addison	25	9	0	-4	-13	-5	1	8	1	0	0	0	0	0	1	23
Bennington	-119	-318	-1	-17	21	-1	-5	14	6	4	0	0	-2	-1	17	-402
Caledonia	-89	-334	0	-7	-1	-7	-1	-7	-1	-1	0	0	0	-1	-1	-450
Chittenden	-112	-316	-1	-15	0	-5	-10	3	-1	-3	-15	-1	4	0	18	-454
Essex	-2	9	1	3	0	-4	0	-4	0	0	-3	0	0	0	-1	-1
Franklin	-12	77	-3	-10	3	7	0	-11	-2	1	26	-1	0	0	4	79
Grand Isle	3	34	-4	3	1	5	0	-4	0	-2	0	0	0	0	2	38
Lamoille	-31	-81	-8	0	2	-16	1	-13	2	-4	-1	0	0	0	0	-149
Orange	-20	13	-3	-1	1	-10	0	5	-2	-4	-3	0	0	0	-1	-25
Orleans	-90	-175	0	-12	-7	43	-7	-15	-2	3	0	1	0	0	-1	-262
Rutland	19	-32	-4	-7	2	-8	6	-27	-6	-3	2	-1	0	0	6	-53
Washington	134	479	1	21	4	22	1	-1	0	4	0	1	-1	0	4	669
Windham	10	63	1	-9	-2	0	2	-22	-3	1	0	0	-3	0	6	44
Windsor	32	94	1	0	-3	-4	-1	20	4	-4	-7	1	-1	0	1	133
Grand Total	-252	-478	-20	-55	8	17	-13	-54	-4	-8	-1	0	-3	-2	55	-810
Delta Dec 2024 to Dec 2025	3.97%	-3.55%	27.78%	-11.32%	2.01%	1.70%	-13.83%	-6.09%	-5.00%	-8.16%	-1.20%	0.00%	21.43%	25.00%	67.90%	-3.50%

NOTE: Green is a decrease of more than five cases. Red is an increase of more than five cases.



## Distribution of Criminal-Only Court Cases

December 10, 2025

Row Labels	Felony	Misd.	Civil Susp.	Civil Misc.	F&W	JBA	Ord.	Grand Total
Addison	221	508	12	2	2			745
Bennington	497	689	23	2		1		1,212
Caledonia	290	653	40	4	5			992
Chittenden	947	2,008	61	9	3	7		3,035
Essex	120	151	6	2	1			280
Franklin	474	1,319	17	30	16			1,856
Grand Isle	33	91	4		2			130
Lamoille	218	469	38		1			726
Orange	147	344	17	1	1	1		511
Orleans	376	697	16	2	3			1,094
Rutland	752	1,348	35	4	2	1		2,142
Washington	681	1,685	58	12	9	1	6	2,452
Windham	789	1,918	59	7	4			2,777
Windsor	551	1,124	45	7	3			1,730
<b>Grand Total</b>	<b>6,096</b>	<b>13,004</b>	<b>431</b>	<b>82</b>	<b>52</b>	<b>11</b>	<b>6</b>	<b>19,682</b>





# Pending Homicides Narrative

One of the most critical pressure point on the system is the surge in the most serious violent crimes. Homicide cases are uniquely resource-intensive; they often require significant expert witness dollars, extensive litigation and motion practice, and—increasingly—complex interstate extraditions as well as work with sensitive witnesses.

- The trajectory of pending homicides in the Vermont court system shows a sharp and concerning upward trend:
  - 2023: 90 pending homicides
  - 2024: 96 pending homicides
  - 2025: 111 pending homicides

**2023-2025 represents a 23.3% increase in pending filed homicides.**

As of the December 10, 2025, snapshot:

- 34 new homicides cases were filed in 2025
- 33 pending homicide cases from 2024
- 23 pending homicide cases from 2023
- 9 pending from 2022.

NOTE: Homicide filing data is generated using literal terms "murder" or "manslaughter" in the charge. The results can include attempts, accessory liability, conspiracies, and completed crimes.



# Pending Homicide Dockets

As of December 10, 2025 (**111 pending**)

Row Labels	2025	2024	2023	2022	2021	2020	2019	2017	2016	2005	2001	1999	1987	Grand Total
Addison	2	1	1											4
Bennington	1	6	5	1	1									14
Caledonia	6	4	2											12
Chittenden	10	3	2	5	1	1	1					1		24
Franklin	2	3	2											7
Grand Isle	1													1
Lamoille	1	1	1											3
Orange	1	1												2
Orleans		3		1										4
Rutland	3	5	2	2					1	1	1	1		16
Washington	3	3	3				1							10
Windham	1	2	5		1									9
Windsor	3	1											1	5
<b>Grand Total</b>	<b>34</b>	<b>33</b>	<b>23</b>	<b>9</b>	<b>3</b>	<b>2</b>	<b>1</b>	<b>1</b>	<b>1</b>	<b>1</b>	<b>1</b>	<b>1</b>	<b>1</b>	<b>111</b>

Of the 111 pending homicides (includes attempt, conspiracy, etc. variations, 103 are staffed by an SAS prosecutors, 8 are staffed by an AAG prosecutor. Meaning 93% of all pending homicides are staffed primarily by an SAS prosecutor. The Judiciary data reports only the primary "prosecutor of record" for each case. Consequently, any legal professional serving as co-counsel or second chair—including AAGs, SASs, or DSAs—is excluded from the dataset provided to SAS.





## Pending Arrest Warrants by year of case filing, 2025-2015

### 4,380 pending

Row Labels	2025	2024	2023	2022	2021	2020	2019	2018	2017	2016	2015
Addison	42	25	22	17	8	12	8	10	12	16	9
Bennington	73	86	55	36	34	35	21	9	3		
Caledonia	32	32	27	21	31	5	3	7		1	
Chittenden	164	125	76	79	42	29	26	18	9	10	1
Essex	5	5	5	6	5	3	1	2	2		
Franklin	83	55	44	28	25	17	10	27	8	4	1
Grand Isle	7	3	3	6		2	4				
Lamoille	20	19	24	38	16	20	12	8	3	6	4
Orange	41	35	23	8	8	5	8	2	4	2	
Orleans	42	47	44	44	14	7	9	5	1		1
Rutland	97	81	50	41	41	29	41	25	33	19	5
Washington	96	44	49	40	15	12	8	9	5	2	3
Windham	105	108	95	115	76	89	66	61	38	41	50
Windsor	106	69	76	63	63	62	59	63	33	22	23
<b>Grand Total</b>	<b>913</b>	<b>734</b>	<b>593</b>	<b>542</b>	<b>378</b>	<b>327</b>	<b>276</b>	<b>246</b>	<b>151</b>	<b>123</b>	<b>97</b>

This graphic only goes back to 2015. Looking at all the years - there are 5,164 dockets with arrest warrants.



## People with Multiple Dockets

### All case status, December 10, 2025

# people	with ___ or more dockets	representing ___ total dockets	which is ___% of the overall docket
13	20	381	1.94%
37	15	782	3.97%
122	10	1,763	8.96%
665	5	5,148	26.16%
1700	3	8,624	43.82%
10,980	1	19,682	100%

**43.82 %** of the dockets pending involve people  
with three or more dockets.



## People with Multiple Dockets Narrative - Analysis May – December 2025

- 2025 data shows that the percentage of the overall dockets tied to repeat defendants has remained mostly static. Note: in Chittenden County SAS, working with the Governor's Office, has made great strides in moving more than half of the pending 800 dockets related to persons with 5 or more pending between October 2025 and December 2025 (*as of December 2025, pilot is slated to end in Feb. 2026*).
- The "Three or more" Group: As of December 10, 2025, 43.82% of all pending dockets involve individuals with three or more cases. This is almost identical to the 44.22% from May.
- The "Five or more" Group: As of December 10, 2025, over a quarter of the entire system's capacity (26.16%) is dedicated to a small group of 665 people who each have five or more pending dockets.
- The primary issue facing the courts is the sheer volume generated by this concentration. While there are 10,980 total people in the system (with at least one pending criminal case) as of December, 2025 a mere 15% of those people (those with 3+ dockets) are responsible for nearly 44% of the workload.



## People with Multiple MH Dockets ("Inactive" MH Status as of December 10, 2025)

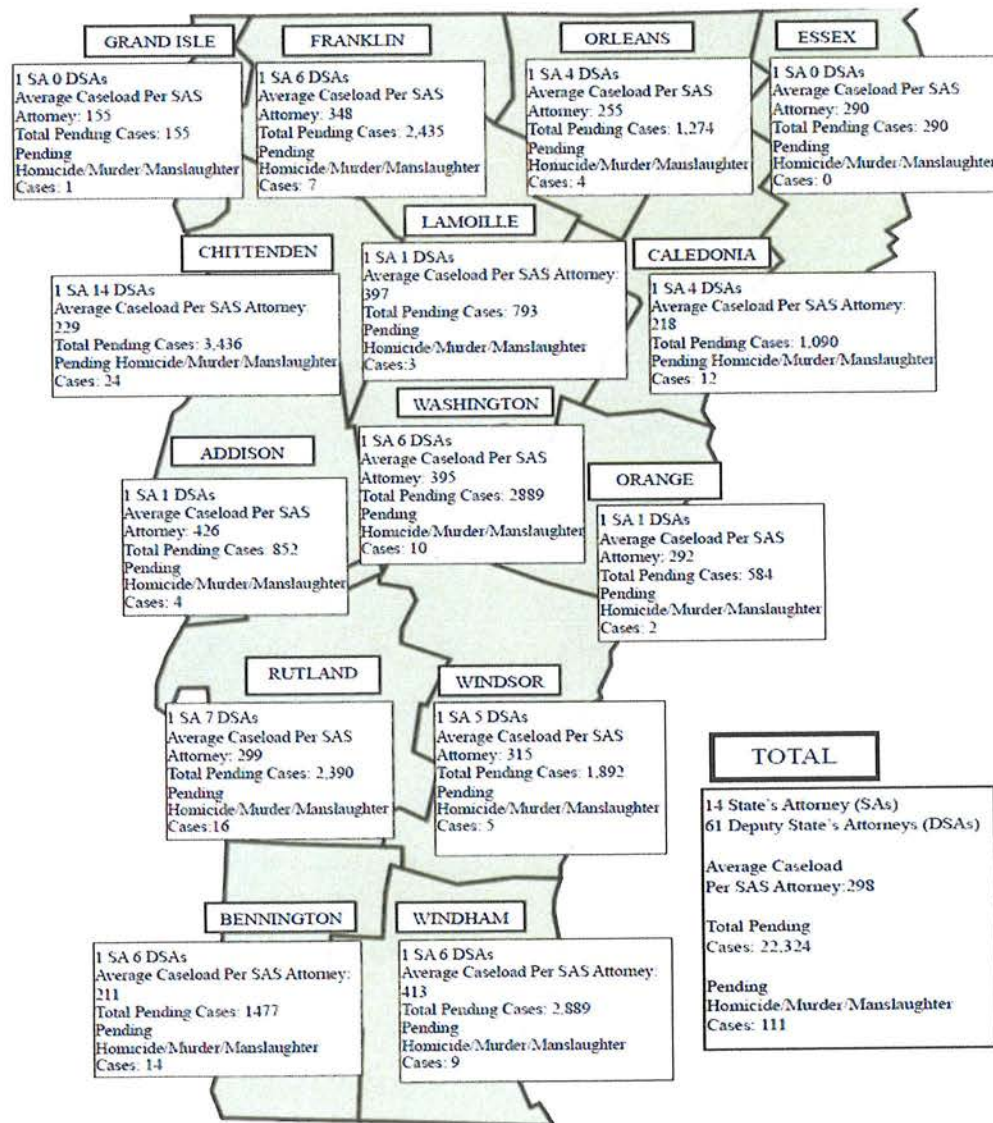
# people	with ___ or more dockets	representing ___ total dockets	which is ___% of the overall docket
2	20	101	0.51%
9	6	149	0.76%
21	5	245	1.24%
47	3	332	1.69%

Cases include inactive hospitalization or non-hospitalization and inactive pending evaluation status types.





# Department of State's Attorneys and Sheriffs Pending Caseload Map As of Dec. 10, 2025







## Dec. 10, 2025, SAS Average Caseload by County and Total

SAS Attorneys with the highest caseloads, those with 300 or more pending cases, are carrying an average of **411 cases each**.

SAS Attorneys, statewide, are carrying an average of **298 cases each**.

**SAS Attorneys are prosecuting 99.2%** all pending criminal cases (19,529 of 19,682 cases are staffed by SAS Attorneys).

SAS Victim Advocates (SAS VAs) are carrying an estimated average of **600 cases each**.

SAS Administrative Professionals are handling an estimated average of **800 cases each**.

See Northwestern University School of Law. "THE STATE (NEVER) RESTS: HOW EXCESSIVE PROSECUTORIAL CASELOADS HARM CRIMINAL DEFENDANTS." 2011; Prosecutor Workload Report ([centerforjusticeresearch.org](http://centerforjusticeresearch.org)) ("Prosecutors should not handle more than 150 felonies or 400 misdemeanors per year." Vermont SAS prosecutors often handle much more on both fronts and handle more than criminal cases (Criminal - Felonies, Fish and Wildlife, and Misdemeanors) (Family-CHINS, Juvenile Delinquencies, YO cases, and ERPOs) (Appeals) (Civil-PCRs). SAS also handles the majority of criminal division appeals and a number of family division appeals.

DEPARTMENT OF STATE'S ATTORNEYS AND SHERIFFS (SAS OR THE DEPARTMENT)' PENDING SAS  
CASELOAD CHART: (Includes: Criminal, Family, and Civil cases. Does not include appeals or investigative caseload.)

COUNTY (SAS ATTY POSITIONS IN SAO)	STATE'S ATTORNEY (SAs)	DEPUTY STATE'S ATTORNEYS (DSAs) <sup>2</sup>	AVERAGE CASELOAD PER SAS ATTY AS OF 12/10/25	TOTAL PENDING CASES AS OF 12/10/25 (INCLUDES SAS FAMILY, CRIMINAL, ERPOS, AND CIVIL CASE TYPES, EXCLUDING APPEALS, AND INVESTIGATION RELATED CASELOAD)	Pending Homicide/Murder/ Manslaughter cases, as of 12/10/25:	1. EXCLUDING APPEALS, AND MOST OF THE INVESTIGAT ION WORKLOAD . CURRENT STATE'S ATTORNEY & DEPUTY STATE'S ATTORNEY STAFFING BY COUNTY [61 DSAs + 14 SAs = 75 total SAS Attorneys].
Addison (2 SAS ATTYS)	1	1	426	852	4	
Bennington (7 SAS ATTYS)	1	6	211	1477	14	
Caledonia (5 SAS ATTYS)	1	4	218	1090	12	
Chittenden (15 SAS ATTYS)	1	14	229	3436	24	
Essex (1 SAS ATTY)	1	0	290	290	0	
Franklin (7 SAS ATTYS)	1	6	348	2435	7	
Grand Isle (1 SAS ATTY)	1	0	155	155	1	
Lamoille (2 SAS ATTYS)	1	1	397	793	3	
Orange (2 SAS ATTYS)	1	1	292	584	2	
Orleans (5 SAS ATTYS)	1	4	255	1274	4	
Rutland (8 SAS ATTYS)	1	7	299	2390	16	
Washington (7 SAS ATTYS)	1	6	395	2767	10	
Windham (7 SAS ATTYS)	1	6	413	2889	9	
Windsor (6 SAS ATTYS)	1	5	315	1892	5	
<b>TOTAL</b>	<b>14</b>	<b>61</b>	<b>298</b>	<b>22,324</b>	<b>111</b>	2. FTEs assigned.



## Trial Date Utilization Analysis 2023-2025

- 2023: 143 trial dates
- 2024: 219 trial dates (+54% increase)
- 2025: 178 trial dates (24% higher than the 2023)

Total = **540** trial dates between Jan 1, 2023—Dec. 10, 2025.



# Trial Date Utilization 2025 Detail

- 105 defendants making up 178 trial days.
- 68 single-day trials.
- 23 two-day trials.
- 3 defendants with trials that lasted longer than a week.
- 2023 saw trials in 12 counties.
- 2024 saw trials in every county.
- 2025 saw trials in 13 counties.
- For the first time in 3 years, a F&W trial.
- Windham continues to be the County with the highest volume of trial days used.
- 119 of the 178 trial days were used for felonies
- 58 of the 178 trial days were used for misdemeanors (1 for F&W).
- Murder & Manslaughter Trials:
  - Chittenden: 4 trials
  - Orleans: 2 trials
  - Bennington: 1 trial
  - Windham: 1 trial
- Sexual Assault Trials happened in Bennington, Chittenden, Franklin, Lamoille, Orleans, Rutland, and Washington.

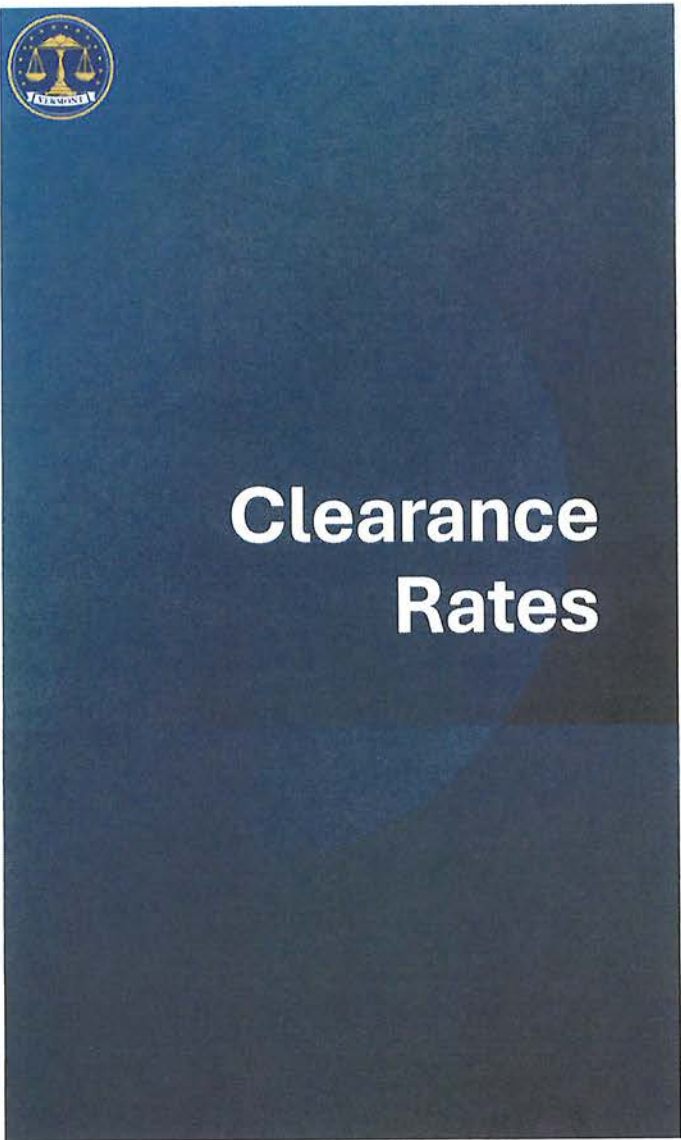


# Trial Date Utilization 2025

- Trial resource allocation is currently inverted, with serious felony cases consuming the vast majority of trial time despite representing a smaller portion of the total backlog.
- Conversely, misdemeanors account for the highest volume of pending dockets but receive a disproportionately small share of available trial days.
- This concentration of resources highlights a significant operational imbalance between case volume and courtroom utilization.

Row Labels	Count of CaseNumber
Felony	119
Misdemeanor	58
Fish and Game	1
<b>Grand Total</b>	<b>178</b>





- 36 months in the dataset
- On average, about 6.89 counties exceed 100% clearance rate each month.
- Between Nov. 2024-November 2025, **average clearance rate = 104%**

	# of months over 100% Clearance Rate
Addison	14
Bennington	19
Caledonia	20
Chittenden	20
Essex	17
Franklin	12
Grand Isle	16
Lamoille	20
Orange	16
Orleans	24
Rutland	27
Washington	12
Windham	15
Windsor	16



# Clearance Rates (Dec. 2022-Nov. 2025)

	# of months over 100% Clearance	# of months over 100% Clearance																																																																																																																																																																																																																																																																																																																																																																																																																																																																																																																																																																																																																																																																																																																																																																																																																																																																																																																																																																																								
		2022	2023	2023	2023	2023	2023	2023	2023	2023	2023	2023	2023	2023	2023	2023	2023	2023	2023	2023	2023	2023	2023	2023	2023	2023	2023	2023	2023	2023	2023	2023	2023	2023	2023	2023	2023	2023	2023	2023	2023	2023	2023	2023	2023	2023	2023	2023	2023	2023	2023	2023	2023	2023	2023	2023	2023	2023	2023	2023	2023	2023	2023	2023	2023	2023	2023	2023	2023	2023	2023	2023	2023	2023	2023	2023	2023	2023	2023	2023	2023	2023	2023	2023	2023	2023	2023	2023	2023	2023	2023	2023	2023	2023	2023	2023	2023	2023	2023	2023	2023	2023	2023	2023	2023	2023	2023	2023	2023	2023	2023	2023	2023	2023	2023	2023	2023	2023	2023	2023	2023	2023	2023	2023	2023	2023	2023	2023	2023	2023	2023	2023	2023	2023	2023	2023	2023	2023	2023	2023	2023	2023	2023	2023	2023	2023	2023	2023	2023	2023	2023	2023	2023	2023	2023	2023	2023	2023	2023	2023	2023	2023	2023	2023	2023	2023	2023	2023	2023	2023	2023	2023	2023	2023	2023	2023	2023	2023	2023	2023	2023	2023	2023	2023	2023	2023	2023	2023	2023	2023	2023	2023	2023	2023	2023	2023	2023	2023	2023	2023	2023	2023	2023	2023	2023	2023	2023	2023	2023	2023	2023	2023	2023	2023	2023	2023	2023	2023	2023	2023	2023	2023	2023	2023	2023	2023	2023	2023	2023	2023	2023	2023	2023	2023	2023	2023	2023	2023	2023	2023	2023	2023	2023	2023	2023	2023	2023	2023	2023	2023	2023	2023	2023	2023	2023	2023	2023	2023	2023	2023	2023	2023	2023	2023	2023	2023	2023	2023	2023	2023	2023	2023	2023	2023	2023	2023	2023	2023	2023	2023	2023	2023	2023	2023	2023	2023	2023	2023	2023	2023	2023	2023	2023	2023	2023	2023	2023	2023	2023	2023	2023	2023	2023	2023	2023	2023	2023	2023	2023	2023	2023	2023	2023	2023	2023	2023	2023	2023	2023	2023	2023	2023	2023	2023	2023	2023	2023	2023	2023	2023	2023	2023	2023	2023	2023	2023	2023	2023	2023	2023	2023	2023	2023	2023	2023	2023	2023	2023	2023	2023	2023	2023	2023	2023	2023	2023	2023	2023	2023	2023	2023	2023	2023	2023	2023	2023	2023	2023	2023	2023	2023	2023	2023	2023	2023	2023	2023	2023	2023	2023	2023	2023	2023	2023	2023	2023	2023	2023	2023	2023	2023	2023	2023	2023	2023	2023	2023	2023	2023	2023	2023	2023	2023	2023	2023	2023	2023	2023	2023	2023	2023	2023	2023	2023	2023	2023	2023	2023	2023	2023	2023	2023	2023	2023	2023	2023	2023	2023	2023	2023	2023	2023	2023	2023	2023	2023	2023	2023	2023	2023	2023	2023	2023	2023	2023	2023	2023	2023	2023	2023	2023	2023	2023	2023	2023	2023	2023	2023	2023	2023	2023	2023	2023	2023	2023	2023	2023	2023	2023	2023	2023	2023	2023	2023	2023	2023	2023	2023	2023	2023	2023	2023	2023	2023	2023	2023	2023	2023	2023	2023	2023	2023	2023	2023	2023	2023	2023	2023	2023	2023	2023	2023	2023	2023	2023	2023	2023	2023	2023	2023	2023	2023	2023	2023	2023	2023	2023	2023	2023	2023	2023	2023	2023	2023	2023	2023	2023	2023	2023	2023	2023	2023	2023	2023	2023	2023	2023	2023	2023	2023	2023	2023	2023	2023	2023	2023	2023	2023	2023	2023	2023	2023	2023	2023	2023	2023	2023	2023	2023	2023	2023	2023	2023	2023	2023	2023	2023	2023	2023	2023	2023	2023	2023	2023	2023	2023	2023	2023	2023	2023	2023	2023	2023	2023	2023	2023	2023	2023	2023	2023	2023	2023	2023	2023	2023	2023	2023	2023	2023	2023	2023	2023	2023	2023	2023	2023	2023	2023	2023	2023	2023	2023	2023	2023	2023	2023	2023	2023	2023	2023	2023	2023	2023	2023	2023	2023	2023	2023	2023	2023	2023	2023	2023	2023	2023	2023	2023	2023	2023	2023	2023	2023	2023	2023	2023	2023	2023	2023	2023	2023	2023	2023	2023	2023	2023	2023	2023	2023	2023	2023	2023	2023	2023	2023	2023	2023	2023	2023	2023	2023	2023	2023	2023	2023	2023	2023	2023	2023	2023	2023	2023	2023	2023	2023	2023	2023	2023	2023	2023	2023	2023	2023	2023	2023	2023	2023	2023	2023	2023	2023	2023	2023	2023	2023	2023	2023	2023	2023	2023	2023	2023	2023	2023	2023	2023	2023	2023	2023	2023	2023	2023	2023	2023	2023	2023	2023	2023	2023	2023	2023	2023	2023	2023	2023	2023	2023	2023	2023	2023	2023	2023	2023	2023	2023	2023	2023	2023	2023	2023	2023	2023	2023	2023	2023	2023	2023	2023	2023	2023	2023	2023	2023	2023	2023	2023	2023	2023	2023	2023	2023	2023	2023	2023	2023	2023	2023	2023	2023	2023	2023	2023	2023	2023	2023	2023	2023	2023	2023	2023	2023	2023	2023	2023	2023	2023	2023	2023	2023	2023	2023	2023	2023	2023	2023	2023	2023	2023	2023	2023	2023	2023	2023	2023	2023	2023	2023	2023	2023	2023	2023	2023	2023	2023	2023	2023	2023	2023	2023	2023	2023	2023	2023	2023	2023	2023	2023	2023	2023	2023	2023	2023	2023	2023	2023	2023	2023	2023	2023	2023	2023	2023	2023	2023	2023	2023	2023	2023	2023	2023	2023	2023	2023	2023	2023	2023	2023	2023	2023	2023	2023	2023	2023	2023	2023	2023	2023	2023	2023	2023	2023	2023	2023	2023	2023	2023	2023	2023	2023	2023	2023	2023	2023	2023	2023	2023	2023	2023	2023	2023	2023	2023	2023	2023	2023	2023	2023	2023	2023	2023	2023	2023	2023	2023	2023	2023	2023	2023	2023	2023	2023	2023	2023	2023	2023	2023	2023	2023	2023	2023	2023	2023	2023	2023	2023	2023	2023	2023	2023	2023	2023	2023	2023	2023	2023	2023	2023	2023	2023	2023	2023	2023	2023	2023	2023

Between Dec. 2022-November 2025, average clearance rate = **107%**



## Clearance Rates (Nov. 2024-Nov. 2025)

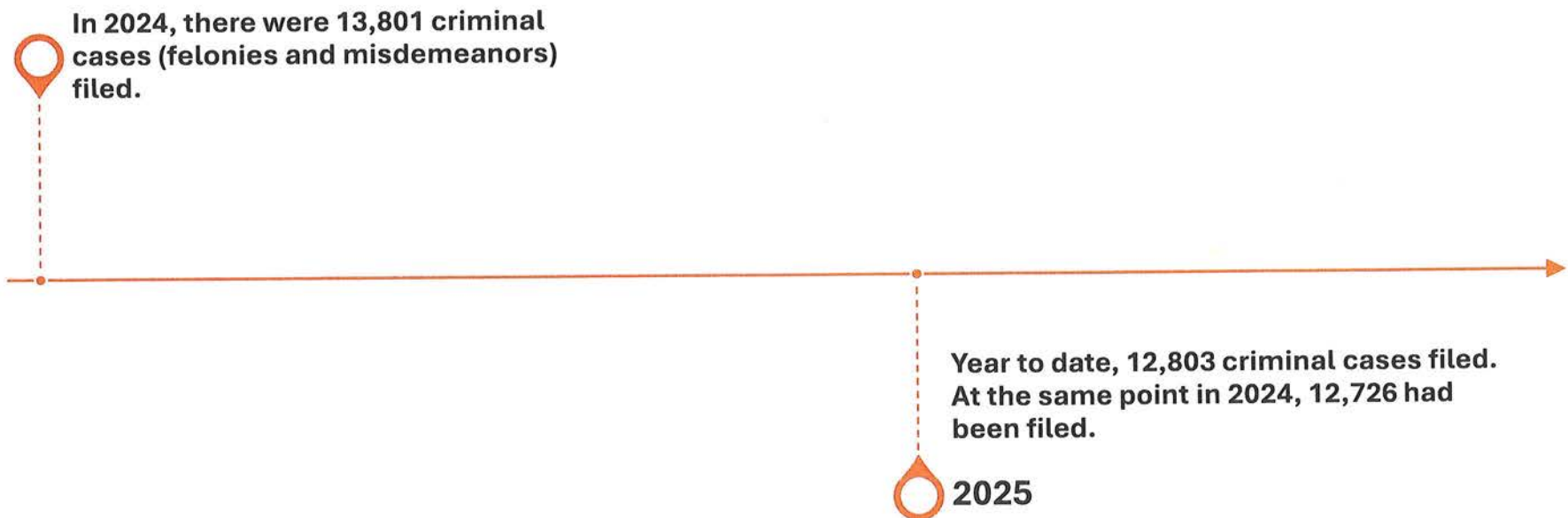
	2024 November	2024 December	2025 January	2025 February	2025 March	2025 April	2025 May	2025 June	2025 July	2025 August	2025 September	2025 October	2025 November
Addison	69%	103%	61%	112%	148%	71%	83%	149%	66%	90%	60%	155%	92%
Bennington	150%	100%	134%	217%	132%	108%	124%	136%	103%	97%	108%	90%	80%
Caledonia	117%	71%	107%	133%	104%	117%	117%	129%	98%	91%	110%	127%	127%
Chittenden	78%	92%	123%	83%	106%	95%	122%	97%	86%	103%	115%	135%	104%
Essex	213%	120%	88%	143%	80%	153%	108%	133%	82%	135%	17%	56%	67%
Franklin	97%	77%	82%	85%	119%	109%	116%	94%	68%	70%	104%	100%	93%
Grand Isle	100%	525%	350%	143%	69%	78%	67%	47%	39%	50%	77%	67%	82%
Lamoille	58%	79%	203%	121%	95%	78%	147%	101%	87%	67%	78%	110%	115%
Orange	80%	89%	77%	107%	89%	117%	62%	111%	92%	91%	133%	162%	145%
Orleans	124%	131%	106%	132%	122%	141%	130%	135%	85%	99%	137%	95%	93%
Rutland	157%	95%	92%	135%	115%	106%	101%	100%	91%	74%	83%	115%	91%
Washington	71%	62%	74%	75%	113%	76%	72%	98%	73%	79%	96%	80%	68%
Windham	120%	81%	90%	88%	117%	90%	87%	61%	94%	80%	92%	128%	111%
Windsor	110%	89%	96%	87%	81%	106%	123%	62%	83%	92%	99%	104%	95%
Counties over 100% Clearance Rate	7	4	6	9	9	8	9	7	1	2	6	8	5

Between Nov. 2024-November 2025, average clearance rate = **104%**





# Criminal Filing Data







# Criminal Filing Data

## Felonies

	Average Monthly by County	Average Percentile	2024 Total	2025 Total (Year to date)
Addison	9.17	23.00%	95	117
Bennington	30.13	84.60%	408	293
Caledonia	11.67	38.40%	112	157
Chittenden	55.17	100.00%	672	601
Essex	2.88	7.60%	34	28
Franklin	21.00	61.50%	267	219
Grand Isle	1.21	0.00%	14	15
Lamoille	10.21	30.70%	130	100
Orange	8.46	15.30%	119	79
Orleans	14.71	46.10%	183	157
Rutland	31.58	92.30%	370	356
Washington	26.42	76.90%	307	290
Windham	22.96	69.20%	260	273
Windsor	20.42	53.80%	241	235



# Criminal Filing Data

## (Total-Felonies and Misdemeanors)

COUNTY	Average Monthly Total	Average Percentile	2024 Total	2025 Total (Year to date)
Addison	41.92	23.00%	450	523
Bennington	92.71	61.50%	1,291	860
Caledonia	51.67	38.40%	547	607
Chittenden	250.17	100.00%	3,029	2,744
Essex	8.13	7.60%	95	83
Franklin	110.71	69.20%	1,411	1,220
Grand Isle	5.33	0.00%	42	84
Lamoille	44.00	30.70%	538	476
Orange	33.46	15.30%	429	373
Orleans	69.42	46.10%	925	693
Rutland	120.46	84.60%	1,463	1,354
Washington	129.46	92.30%	1,431	1,544
Windham	111.96	76.90%	1,301	1,286
Windsor	77.33	53.80%	849	956



# Monthly Criminal Filing Data

## (Total-Felonies and Misdemeanors)

COUNTY	2025 January	2025 February	2025 March	2025 April	2025 May	2025 June	2025 July	2025 August	2025 September	2025 October	2025 November
Addison	63	43	37	55	61	42	60	32	54	35	41
Bennington	87	66	78	76	87	56	86	76	79	93	76
Caledonia	62	41	55	54	57	61	49	55	64	55	54
Chittenden	202	196	238	264	241	242	339	260	245	277	240
Essex	12	3	7	8	6	7	11	10	9	3	7
Franklin	104	78	113	113	102	103	104	122	102	152	127
Grand Isle	0	3	7	6	3	11	15	8	9	9	13
Lamoille	38	31	31	53	37	36	68	43	50	52	37
Orange	38	33	32	29	50	29	21	46	31	37	27
Orleans	71	67	56	57	62	46	77	77	49	74	57
Rutland	101	138	123	131	117	109	131	114	122	137	131
Washington	151	129	100	139	159	101	181	141	148	149	146
Windham	114	99	121	119	119	119	143	130	130	114	78
Windsor	95	90	70	79	71	99	100	99	85	87	81
<b>Statewide Total</b>	<b>1,138</b>	<b>1,017</b>	<b>1,068</b>	<b>1,183</b>	<b>1,172</b>	<b>1,061</b>	<b>1,385</b>	<b>1,213</b>	<b>1,177</b>	<b>1,274</b>	<b>1,115</b>



## Criminal Filing Data (Total-Felonies and Misdemeanors)

### Chittenden County:

Approximately double the filing volume of any other county.

Growth in case filings in Addison, Washington, and Windsor: Addison experienced a notable 25.3% year-over-year increase from 2024 to 2025. While Washington and Windsor counties saw high raw volume gains (200+ increases each), their percentage growth—17% and 23% respectively—was less pronounced than Addison.

COUNTY	2024 Total	2025 Total	Change from 2024 to 2025
Addison	450	564	114
Bennington	1,291	949	-342
Caledonia	547	648	101
Chittenden	3,029	3,001	-28
Essex	95	94	-1
Franklin	1,411	1,316	-95
Grand Isle	42	98	56
Lamoille	538	503	-35
Orange	429	402	-27
Orleans	925	778	-147
Rutland	1,463	1,526	63
Washington	1,431	1,675	244
Windham	1,301	1,425	124
Windsor	849	1,051	202





# Comparison of March 1, 2023, to July 1, 2025, Backlog Snapshot

Comparison of pending case values from 3-1-23 to 07-1-25

NOTE: After July 1, 2025, the Judiciary changed the format for data reporting on backlog snapshots. As such, apples-to-apples is only available from 2023—July 1, 2025.

COUNTY	Under dispo guidelines	Near dispo guideline *	Over dispo guideline	N/A**	Total Pending (per judiciary)	Total pending (per math)	Total percent change in case volume from 3-1-23 to 07-1-25	Ranked total change in volume	Percent change in over Disposition guidelines cases from 3-1-23 to 07-1-25	Ranked change in over disposition cases based on percentage reduction
Addison	139	4	-142	-70	-69	-69	-16%	10	-73%	5
Bennington	90	-43	-745	-196	-894	-894	-56%	3	-78%	3
Caledonia	110	-8	-705	-205	-808	-808	-51%	5	-66%	7
Chittenden	637	1	-894	-370	-356	-626	-20%	9	-59%	8
Essex	47	3	-94	-51	-95	-95	-35%	7	-57%	9
Franklin	466	48	-232	-274	8	8	1%	13	-49%	11
Grand Isle	7	7	-70	-8	-64	-64	-55%	4	-100%	1
Lamoille	29	-23	-700	-95	-789	-789	-68%	1	-90%	2
Orange	113	18	-73	-85	-27	-27	-6%	12	-37%	13
Orleans	59	-21	-887	-185	-1034	-1034	-57%	2	-68%	6
Rutland	299	-12	-1326	-312	-1351	-1351	-50%	6	-76%	4
Washington	541	74	-304	-300	11	11	1%	14	-44%	12
Windham	411	53	-305	-293	-136	-134	-8%	11	-33%	14
Windsor	209	14	-289	-186	-252	-252	-21%	8	-50%	10
Total	3157	115	-6766	-2630	-5856	-6124				



## January 1, 2026, Backlog Snapshot “Active” Only Cases

COUNTY	FEL UNDER GOAL	FEL OVER GOAL	MISD UNDER GOAL	MISD OVER GOAL	VOPS	TOTAL PENDING CASES (INCLUDING VOPS)
Addison	78	24	112	69	26	309
Bennington	140	55	129	90	90	504
Caledonia	114	64	148	262	43	631
Chittenden	303	116	576	377	103	1475
Essex	25	39	24	49	11	148
Franklin	138	85	258	326	69	876
Grand Isle	11	5	24	8	10	58
Lamoille	74	21	93	60	33	281
Orange	46	23	69	58	17	46
Orleans	108	146	297	127	50	728
Rutland	214	212	316	235	108	1085
Washington	206	106	492	471	111	1386
Windham	178	173	282	388	60	1081
Windsor	132	99	214	199	24	668
Totals:	1767	1168	3034	2719	755	9276



## Appendix: SAS Appellate Services

### Three-Year Filing Trends

Fiscal Year	New Dockets Filed
2023	30 Dockets
2024	21 Dockets
2025 (to date)	24 Dockets

### Caseload and Systemic Impact (FY23–FY25) and Key Performance Indicators (As of Dec. 2025):

- Total Volume: 100 appeals managed since October 2022.
- Currently maintaining 18 pending appeals and 13–15 active briefings at any given time.
- 81 appeals have closed via briefing, dismissal, or resolution since Fall 2022.
- Lifecycle: Average of 12 months from filing to final resolution.

### Mission & Operational Overview - SAS Appellate Services for Vermont's State's Attorneys

#### The Role of SAS-EDO Appellate Practice

- Provides specialized legal services to all 14 State's Attorneys' Offices in matters before the Vermont Supreme Court.
- Alleviates heavy litigation burdens on county offices, allowing local prosecutors to focus on trial-level work and victim services.
- Direct handling of appeals, advisory support for county-staffed appeals, and statewide training on judicial decisions.
- Ensures the State presents a cohesive legal voice before the Supreme Court.
- Centralizes complex research and brief writing.

#### Caseload Composition and Staffing

- Predominantly Criminal (75–85%), with the remainder covering Family Court matters.
- Centralized appellate services provided by the SAS-EDO are currently managed by a single Deputy State's Attorney (DSA) with no dedicated support staff.
- TSRP staff provide assistance or staffing concerning driving-related appeals.





## Appendix: SAS Traffic Safety Resource Prosecutor (TSRP) Program context (Page 1)

Housed within the SAS Executive Director's Office, two TSRP Deputy State's Attorneys provide legal support to all 14 Vermont State's Attorneys' Offices and all 14 Sheriffs – and to other law enforcement agencies, as well as the Vermont Police Academy.

**Core Focus:** Prosecution of impaired driving (DUI/DUI-D) and complex traffic and driving related crimes, particularly those involving fatality or serious injury.

### Strategic Objectives:

- **Specialized Litigation:** Managing resource-heavy cases, including those requiring forensic toxicology and crash reconstruction.
- **Technical Assistance:** Providing immediate legal research and litigation support concerning DUI statutes and case law.
- **Statewide Training:** Equipping law enforcement and prosecutors with skills in prosecuting and investigating driving related criminal activity, including SFSTs, DRE practice, and evidence collection, amongst other practice areas.

### Pending Driving Cases (as of Dec. 2025):

- 3,528 pending DUI-related cases (18% of all pending criminal cases in VT).
- 1,304 cases involving Negligent Operation.
- 62 cases involving serious injury.
- 385 cases involving "eluding" charges.

As of **December 31 in each calendar year shown:**

Year	Fatalities (People)	Fatal Crashes
2025	61	58
2024	59	53
2023	69	63
2022	76	73
2021	74	69

### Fatality Trends:

- Fatalities reached a 5-year peak in 2022 with 76 fatalities.
- From the 2022 peak, there has been a 19.7% decrease, with 61 fatalities recorded in 2025.
- 72% of deaths were vehicle operators (44), followed by pedestrians (9).





## Appendix: SAS TSRP Program (Page 2)

**Specialized Instruction:** In the last year, 11 intensive sessions delivered, including "DUI School" for Police Academy recruits and "Wet-Lab" trial skills for prosecutors.

**Direct Support:** Provided **550+ instances of technical assistance** to local agencies and offices, including case evaluations, BWC footage review, and expert witness coordination.

### **Case Highlights:**

- *State v. Gillespie*: Guilty verdict for Gross Negligent Operation (2 victims).
- *State v. Senif*: Resolution of DUI-Death Resulting.
- *State v. Kapitanski*: Complex crash reconstruction of a cruiser-related fatality.
- *State v. Stevenson*: Secured conviction and accountability in a case involving 3 DUIs within 20 days.



## Appendix: DPS/NIBRS Reported Crime Data

Source: National  
Incident Based  
Reporting System  
(NIBRS) Data via  
Crime Research  
Group (CRG) -  
Updated for 2024 via  
the Vermont  
Department of  
Public Safety (DPS)

Analysis of the reported homicide data (including murder and manslaughter) for Vermont from 2017 to 2024 reveals a period of volatility with a general upward trend. Note, reported homicides are distinct from accepted Judicial filings (filings often lag behind reported incidents).

- **Statistical Summary (2017–2024)**

- **Average (Mean):** (17.5) cases per year between 2017-2024.
- **Median:** (18)
- **Peak Year:** 2022 (27)
- **Lowest Year:** 2018 (11).
- **Total Increase (2017 vs. 2024):** +35.71%.

**Vermont Reported Homicide Data Table:** The percent increase in reported homicides in Vermont from 2017 to 2024 is **35.71%**.

**2022 :** The most notable feature of this dataset is the dramatic surge in 2022, where homicides jumped from 13 to 27—a **107.7% increase** in a single year.

**Recent Trajectory (Post-2022):** The 2024 figure (19) remains notably higher than the levels seen in 2017 (14), 2018 (11), and 2021 (13).

**Long-Term Growth:** The calculated trend line shows a slope of approximately **+1.21% homicides per year**. Vermont is experiencing a gradual long-term increase in reported homicides over the last eight years.

**The 2024 data** (19) indicates that while the "spike" of 2022 has subsided, the baseline for homicides in the 2020s appears higher than it was in the late 2010s.

Year	Homicides
2017	14
2018	11
2019	18
2020	18
2021	13
2022	27
2023	20
2024	19





# Dec. 10, 2025, Snapshot of Pending Caseload by Prosecutor

Row Labels	Felony	Misd.	Civil Misc.	Civil Susp.	F&W	JBA	Ord.	Grand Total
Names of prosecutors have been removed.	201	440		37		1		679
	188	314	3	22		4		531
This list represents the pending snapshot of dockets assigned to SAS prosecutors with 300 or more cases each. There are 28 SAS prosecutors on this list.	193	315	2	9		1		520
	121	353	3	26				503
Those 28 SAS prosecutors with the highest caseloads, those with 300 or more pending cases, are carrying an average of <b>411 cases each</b> .	138	325	1	26		2		492
	96	363		29				488
The total sum of dockets assigned to SAS prosecutors with caseloads of 300 or more = <b>11,507</b> .	90	391	1	4				486
	123	325	1	2		2		453
45 SAS prosecutors have more than 200 criminal cases. Collectively, this group of 45 carries 15,870 criminal cases, <b>averaging 352.667</b> per attorney.	94	325	3	14				436
	73	344		17				434
Those same 45 prosecutors, those with 200 or more criminal cases each, carry 4,833 felonies, which is an average of 107.4.	95	322	2	10				429
	104	309						413
	89	322						411
	148	251		2		1		402
	133	251		10		1		395
	133	256	1	4				394
	135	238	1	5				379
	152	223	1	2				378
	104	261	2	5		2		374
	109	248		2				359
	108	232	1	12		1	1	355
	134	218						352
	134	194		3			1	332
	57	261		7				325
	115	178	1	11		1		306
	160	145	1					306
	81	219		2		1		303
	104	195		2				301

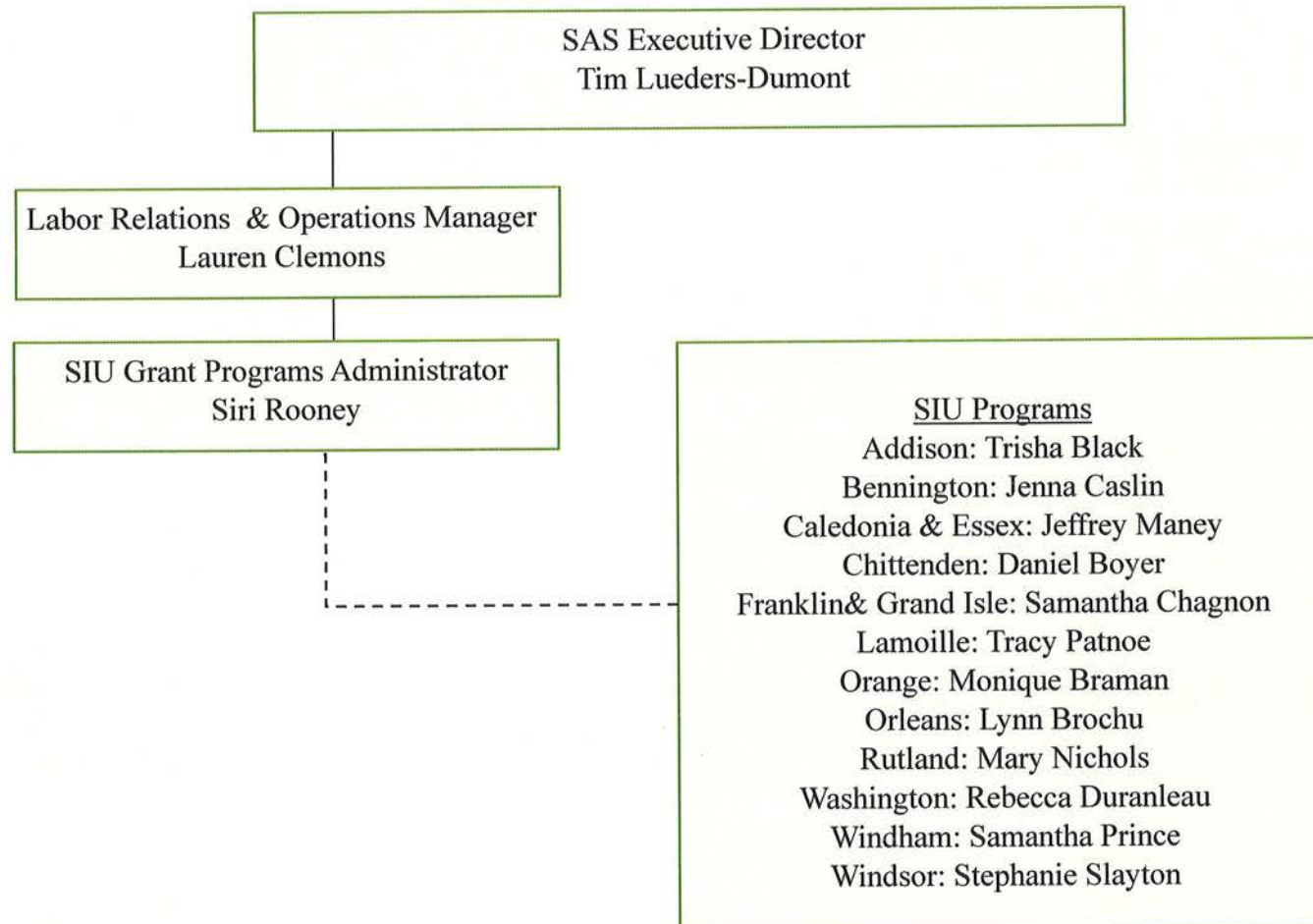


# Department of State's Attorneys and Sheriffs

Vermont Department of State's Attorneys and Sheriffs  
FY27 Budget Presentation  
Special Investigations Units (SIU's)



# Vermont Department of State's Attorneys and Sheriffs



## SAS Special Investigation Unit Grant Program Budget

- FY27: \$2,359,798 allocation
- SIU Grant program is State General Fund money, supporting 12 SIU offices statewide
- FY27 State GF Increase: 3.0%
- Savings of 3% and 3.2% in salary and benefits due to the change of Grant Administrator position from a contractual employee to a permanent State employee
- Training funds utilized for staff from SIU's, SAS, DCF, law enforcement agencies in basic and advanced forensic interviewing with children and vulnerable adults. Remote training was provided to SIU Board members regarding fiduciary responsibilities as Board members.
- Reduction in 'other' personal services -\$122,000 grant not able to be utilized
- (FY26 \$2,291,219)
- Budget Issues and Other Pressures FY27
- Program support funding from SAS to SIU's will remain at same level as FY26.
- Law enforcement grant funding to increase by \$37,000.
- Increase in new clients (victims) between FY25 to FY26 may be as much as 20% higher.
- Problems identified include data entry into NCATrak inconsistently; need to have more cases charged and brought to prosecution or other resolution.
- Need to have more people trained and certified in forensic interviewing.
- SIU Board members need to fulfill their role as fiduciaries. Some programs need much greater accountability from staff.





## Special Investigations Units SIU FY27 Budget Narrative

**Mission:** Under 24 V.S.A. § 1940, Special Investigation Units (under the Dept. of SAS) were created in counties to provide specialized investigations into: child abuse of serious bodily injury; lewd or lascivious conduct with child; human trafficking; voyeurism; sexual exploitation of children; sexual assault; sexual abuse of a vulnerable adult; and may investigate other incidents whereby a child suffers bodily injury, death or cruelty, and incidents involving domestic violence and crimes against vulnerable adults.

**Operation and Funding:** SIU's operate independently as 501(c)(3) organizations, and are generally connected to Vermont Child Advocacy Centers. The SIU's receive grant awards from SIU funds under the Dept. of SAS, Vermont Center for Crime Victim Services - CCVS (through federal VOCA funds), town appropriations, private donations, and fundraising. The administrative and fiscal oversight of SAS General Fund appropriations to the SIU's is performed by the Department through our SIU Grants Program Administrator. Applications for program support and law enforcement support are solicited in the Spring of each year, with allocations being divided into quarterly allocations in order to allow adjustments for changes in staffing/vacancies, or requests for changes in budget needs, or for reversion of unexpended funds.

**What is Funded:** Under the statute, there is a Special Investigative Unit Grants Board and a SAS Grants Program Administrator to oversee and monitor the performance of unit duties as well as unit operating costs for rent, utilities, equipment, training, and supplies. Grants under this section are subject to approval of the SIU Grants Board. By statute, preference is given to applications which demonstrate collaboration among state agencies, law enforcement, municipalities, community partners and victim advocacy groups. SIU's seek accreditation by the National Children's Alliance. The SIU's also receive federal and other funding through other organizations.

**Who We Serve:** The SIU's are statutorily established to assist - through investigations, support and referrals - children and vulnerable adults who are the victims of abuse/serious bodily injury, lewd or lascivious conduct, human trafficking, voyeurism, sexual exploitation and assault.

**Operations:** The SIU staff members, working in 12 regional/county sites, report to their local SIU Boards for supervision and direction. The SIU Directors are also responsible to report their fiscal expenditures to their funding agencies, such as SAS, CCVS, their municipalities, etc. Most SIU's have two staff members, a director and an administrative assistant, victim advocate or forensic Interviewer. The SIU Grants Board has requested that the staff work in-office or, at a minimum, a hybrid remote. The local SIU Director is responsible for scheduling work, including the meetings of the Multi-Disciplinary Team which reviews the cases and progress of the investigation, support and potential prosecutions. The SAS SIU Grants Program Administrator assists in the review of budget and performance based upon grant terms.

**Issues for FY27:** Potential reduction in their federal funding through other organizations. SIU's need to determine ways to increase case intake and investigations, and engage in more work with DCF and prosecutors to increase case acceptance and prosecution. SIU's need to closely examine the work and roles within their MDTs.

Approp #2 [2120400000] Special Investigative Units: FY 2026 Approp	2,291,219	0	0	0	0	2,291,219
Other Changes (Please insert changes to your base appropriation that occurred after the passage of the FY 2026 budget)						0
FY 2026 Other Changes	0	0	0	0	0	0
Total Approp. After FY 2026 Other Changes	2,291,219	0	0	0	0	2,291,219
CURRENT SERVICE LEVEL/CURRENT LAW	68,579	0	0	0	0	68,579
Personal Services	24,186	0	0	0	0	24,186
500000: Salary & Wages: Classified Employees	(2,683)					(2,683)
500010: Salary & Wages: Exempt Employees						0
501500: Health Insurance: Classified Employees						
501510: Health Insurance: Exempt Employees						
502000: Retirement: Classified Employees	(772)					(772)
502010: Retirement: Exempt Employees						
All Other Employee Payroll Related Fringe Benefits	(337)					(337)
504040: VT Family & Medical Leave Insurance Premium	(10)					(10)
504045: Child Care Contribution	(12)					(12)
505200: Workers' Compensation Insurance Premium						0
508000: Vacancy Turnover Savings						0
507350: 3rd Party Contractual	26,000					26,000
507550: 3rd Party Contractual Info Tech	2,000					2,000
						0
						0
Operating Expenses	6,500	0	0	0	0	6,500
515010: Fee-for-Space Charge						0
516000: Insurance Other Than Employee Benefits						0
516010: Insurance - General Liability						0
516671: VISION/ISD						0
516685: ADS Allocated Charge						0
519006: Human Resources Services						0
523620: Single Audit Allocation						0
518000: Travel Instate Travel Emp	5,000					5,000
518020: Travel Instate Emp Meals	500					500
518030: Travel Instate Empl Lodging	1,000					1,000
						0
Grants	37,893	0	0	0	0	37,893
550220: Grants - Law Enforcement	37,893					37,893
						0
Subtotal of Increases/Decreases	68,579	0	0	0	0	68,579
FY 2027 Governor Recommend	2,359,798	0	0	0	0	2,359,798



**State of Vermont**  
**FY2027 Governor's Recommended Budget**  
**Detail Report**

**Organization: 2130400000 - Special Investigative Units**  
**Sec No: B.206**  
**BU: 02130**

**Budget Object Group: 1. PERSONAL SERVICES**

		FY2026 Original As Passed Budget	FY2026 Governor's BAA Recommended Budget	FY2027 Governor's Recommended Budget	Difference Between FY2027 Governor's Recommended and FY2026 As Passed	Percent Change FY2027 Governor's Recommended and FY2026 As Passed
<b>Salaries and Wages</b>	<b>FY2025 Actuals</b>					
<b>Description</b>						
500000 - Salaries	35,596	0	0	0	0	0.0%
500010 - Exempt	0	89,585	89,585	86,902	-2,683	-3.0%
<b>Total: Salaries and Wages</b>	<b>35,596</b>	<b>89,585</b>	<b>89,585</b>	<b>86,902</b>	<b>-2,683</b>	<b>-3.0%</b>

		FY2026 Original As Passed Budget	FY2026 Governor's BAA Recommended Budget	FY2027 Governor's Recommended Budget	Difference Between FY2027 Governor's Recommended and FY2026 As Passed	Percent Change FY2027 Governor's Recommended and FY2026 As Passed
<b>Fringe Benefits</b>	<b>FY2025 Actuals</b>					
<b>Description</b>						
501000 - FICA	2,732	0	0	0	0	0.0%
501010 - FICA - Exempt	0	6,853	6,853	6,648	-205	-3.0%
502000 - Retirement	10,116	0	0	0	0	0.0%
502010 - Retirement - Exempt	0	25,800	25,800	25,028	-772	-3.0%
502500 - Dental Insurance	229	0	0	0	0	0.0%
502510 - Dental - Exempt	0	853	853	879	26	3.0%
503000 - Life Insurance	216	0	0	0	0	0.0%
503010 - Life Ins - Exempt	0	385	385	231	-154	-40.0%
503500 - Long Term Disability	39	0	0	0	0	0.0%
503510 - LTD - Exempt	0	151	151	146	-5	-3.3%
504000 - Employee Assistance Program	19	0	0	0	0	0.0%
504010 - EAP - Exempt	0	37	37	38	1	2.7%
504040 - VT Family & Medical Leave Ins	109	332	332	322	-10	-3.0%
504045 - Child Care Contribution Exp	144	394	394	382	-12	-3.0%
<b>Total: Fringe Benefits</b>	<b>13,604</b>	<b>34,805</b>	<b>34,805</b>	<b>33,674</b>	<b>-1,131</b>	<b>-3.2%</b>

		FY2026 Original As Passed Budget	FY2026 Governor's BAA Recommended Budget	FY2027 Governor's Recommended Budget	Difference Between FY2027 Governor's Recommended and FY2026 As Passed	Percent Change FY2027 Governor's Recommended and FY2026 As Passed
<b>Contracted and 3rd Party Service</b>	<b>FY2025 Actuals</b>					
<b>Description</b>						
507350 - Contr&3rd Pty-Educ & Training	26,581	1,000	1,000	27,000	26,000	2600.0%
507550 - Contract & 3rd Party-Info Tech	0	1,487	1,487	3,487	2,000	134.5%
507600 - Other Contr and 3rd Pty Serv	1,000	0	0	0	0	0.0%
<b>Total: Contracted and 3rd Party Service</b>	<b>27,580</b>	<b>2,487</b>	<b>2,487</b>	<b>30,487</b>	<b>28,000</b>	<b>1125.9%</b>

		FY2026 Original As Passed Budget	FY2026 Governor's BAA Recommended Budget	FY2027 Governor's Recommended Budget	Difference Between FY2027 Governor's Recommended and FY2026 As Passed	Percent Change FY2027 Governor's Recommended and FY2026 As Passed
<b>PerDiem and Other Personal Services</b>	<b>FY2025 Actuals</b>					
<b>Description</b>						
<b>Total: PerDiem and Other Personal Services</b>	<b>0</b>	<b>0</b>	<b>0</b>	<b>0</b>	<b>0</b>	<b>0.0%</b>
<b>Total: 1. PERSONAL SERVICES</b>	<b>76,780</b>	<b>126,877</b>	<b>126,877</b>	<b>151,063</b>	<b>24,186</b>	<b>19.1%</b>

**Budget Object Group: 2. OPERATING**

		FY2026 Original As Passed Budget	FY2026 Governor's BAA Recommended Budget	FY2027 Governor's Recommended Budget	Difference Between FY2027 Governor's Recommended and FY2026 As Passed	Percent Change FY2027 Governor's Recommended and FY2026 As Passed
<b>Equipment</b>	<b>FY2025 Actuals</b>					
<b>Description</b>						
<b>Total: Equipment</b>	<b>0</b>	<b>0</b>	<b>0</b>	<b>0</b>	<b>0</b>	<b>0.0%</b>

		FY2026 Original As Passed Budget	FY2026 Governor's BAA Recommended Budget	FY2027 Governor's Recommended Budget	Difference Between FY2027 Governor's Recommended and FY2026 As Passed	Percent Change FY2027 Governor's Recommended and FY2026 As Passed
<b>IT/Telecom Services and Equipment</b>	<b>FY2025 Actuals</b>					
<b>Description</b>						
516660 - ADS Service Level Agreement	6,648	0	0	0	0	0.0%
<b>Total: IT/Telecom Services and Equipment</b>	<b>6,648</b>	<b>0</b>	<b>0</b>	<b>0</b>	<b>0</b>	<b>0.0%</b>

		FY2026 Original As Passed Budget	FY2026 Governor's BAA Recommended Budget	FY2027 Governor's Recommended Budget	Difference Between FY2027 Governor's Recommended and FY2026 As Passed	Percent Change FY2027 Governor's Recommended and FY2026 As Passed
IT Repair and Maintenance Services	FY2025 Actuals					
Description						
Total: IT Repair and Maintenance Services	0	0	0	0	0	0.0%

		FY2026 Original As Passed Budget	FY2026 Governor's BAA Recommended Budget	FY2027 Governor's Recommended Budget	Difference Between FY2027 Governor's Recommended and FY2026 As Passed	Percent Change FY2027 Governor's Recommended and FY2026 As Passed
Other Operating Expenses	FY2025 Actuals					
Description						
Total: Other Operating Expenses	0	0	0	0	0	0.0%

		FY2026 Original As Passed Budget	FY2026 Governor's BAA Recommended Budget	FY2027 Governor's Recommended Budget	Difference Between FY2027 Governor's Recommended and FY2026 As Passed	Percent Change FY2027 Governor's Recommended and FY2026 As Passed
Other Rental	FY2025 Actuals					
Description						
Total: Other Rental	0	0	0	0	0	0.0%

		FY2026 Original As Passed Budget	FY2026 Governor's BAA Recommended Budget	FY2027 Governor's Recommended Budget	Difference Between FY2027 Governor's Recommended and FY2026 As Passed	Percent Change FY2027 Governor's Recommended and FY2026 As Passed
Other Purchased Services	FY2025 Actuals					
Description						
519040 - Moving State Agencies	3,709	0	0	0	0	0.0%
Total: Other Purchased Services	3,709	0	0	0	0	0.0%

		FY2026 Original As Passed Budget	FY2026 Governor's BAA Recommended Budget	FY2027 Governor's Recommended Budget	Difference Between FY2027 Governor's Recommended and FY2026 As Passed	Percent Change FY2027 Governor's Recommended and FY2026 As Passed
Property and Maintenance	FY2025 Actuals					
Description						
510210 - Rubbish Removal	913	0	0	0	0	0.0%
Total: Property and Maintenance	913	0	0	0	0	0.0%

		FY2026 Original As Passed Budget	FY2026 Governor's BAA Recommended Budget	FY2027 Governor's Recommended Budget	Difference Between FY2027 Governor's Recommended and FY2026 As Passed	Percent Change FY2027 Governor's Recommended and FY2026 As Passed
<b>Property Rental</b>	<b>FY2025 Actuals</b>					
<b>Description</b>						
<b>Total: Property Rental</b>	<b>0</b>	<b>0</b>	<b>0</b>	<b>0</b>	<b>0</b>	<b>0.0%</b>

		FY2026 Original As Passed Budget	FY2026 Governor's BAA Recommended Budget	FY2027 Governor's Recommended Budget	Difference Between FY2027 Governor's Recommended and FY2026 As Passed	Percent Change FY2027 Governor's Recommended and FY2026 As Passed
<b>Supplies</b>	<b>FY2025 Actuals</b>					
<b>Description</b>						
520000 - Office Supplies	0	295	295	295	0	0.0%
521510 - Subscriptions	52,692	27,540	27,540	27,540	0	0.0%
<b>Total: Supplies</b>	<b>52,692</b>	<b>27,835</b>	<b>27,835</b>	<b>27,835</b>	<b>0</b>	<b>0.0%</b>

		FY2026 Original As Passed Budget	FY2026 Governor's BAA Recommended Budget	FY2027 Governor's Recommended Budget	Difference Between FY2027 Governor's Recommended and FY2026 As Passed	Percent Change FY2027 Governor's Recommended and FY2026 As Passed
<b>Travel</b>	<b>FY2025 Actuals</b>					
<b>Description</b>						
518000 - Travel-Inst-Auto Mileage-Emp	162	0	0	5,000	5,000	0.0%
518020 - Travel-Inst-Meals-Emp	2,415	0	0	500	500	0.0%
518030 - Travel-Inst-Lodging-Emp	11,022	0	0	1,000	1,000	0.0%
518300 - Travel-Inst-Auto Mileage-Nonemp	24	0	0	0	0	0.0%
518310 - Travel-Inst-Other Trans-Nonemp	1,151	0	0	0	0	0.0%
518330 - Travel-Inst-Lodging-Nonemp	735	0	0	0	0	0.0%
<b>Total: Travel</b>	<b>15,509</b>	<b>0</b>	<b>0</b>	<b>6,500</b>	<b>6,500</b>	<b>0.0%</b>

<b>Total: 2. OPERATING</b>	<b>79,470</b>	<b>27,835</b>	<b>27,835</b>	<b>34,335</b>	<b>6,500</b>	<b>23.4%</b>
----------------------------	---------------	---------------	---------------	---------------	--------------	--------------

**Budget Object Group: 3. GRANTS**

		FY2026 Original As Passed Budget	FY2026 Governor's BAA Recommended Budget	FY2027 Governor's Recommended Budget	Difference Between FY2027 Governor's Recommended and FY2026 As Passed	Percent Change FY2027 Governor's Recommended and FY2026 As Passed
<b>Grants Rollup</b>	<b>FY2025 Actuals</b>					
<b>Description</b>						
550220 - Grants	560,559	793,000	793,000	830,893	37,893	4.8%
550500 - Other Grants	1,069,005	1,343,507	1,343,507	1,343,507	0	0.0%
<b>Total: Grants Rollup</b>	<b>1,629,563</b>	<b>2,136,507</b>	<b>2,136,507</b>	<b>2,174,400</b>	<b>37,893</b>	<b>1.8%</b>



<b>Total: 3. GRANTS</b>	<b>1,629,563</b>	<b>2,136,507</b>	<b>2,136,507</b>	<b>2,174,400</b>	<b>37,893</b>	<b>1.8%</b>
<b>Total Expenditures</b>	<b>1,785,814</b>	<b>2,291,219</b>	<b>2,291,219</b>	<b>2,359,798</b>	<b>68,579</b>	<b>3.0%</b>

<b>Fund Name</b>	<b>FY2025 Actuals</b>	<b>FY2026 Original As Passed Budget</b>	<b>FY2026 Governor's BAA Recommended Budget</b>	<b>FY2027 Governor's Recommended Budget</b>	<b>Difference Between FY2027 Governor's Recommended and FY2026 As Passed</b>	<b>Percent Change FY2027 Governor's Recommended and FY2026 As Passed</b>
General Funds	1,785,814	2,291,219	2,291,219	2,359,798	68,579	3.0%
<b>Funds Total</b>	<b>1,785,814</b>	<b>2,291,219</b>	<b>2,291,219</b>	<b>2,359,798</b>	<b>68,579</b>	<b>3.0%</b>

<b>Position Count</b>	<b>1.0</b>
<b>FTE Total</b>	<b>1.0</b>

**State of Vermont**  
**FY2027 Governor's Recommended Budget**  
**Rollup Report**

**Organization:** 2130400000 - Special Investigative Units  
**Sec No:** B.206  
**BU:** 02130

**Budget Object Group: 1. PERSONAL SERVICES**

Budget Object Rollup Name	FY2025 Actuals	FY2026 Original As Passed Budget	FY2026 Governor's BAA Recommended Budget	FY2027 Governor's Recommended Budget	Difference Between FY2027 Governor's Recommended and FY2026 As Passed	Percent Change FY2027 Governor's Recommended and FY2026 As Passed
Salaries and Wages	35,596	89,585	89,585	86,902	-2,683	-3.0%
Fringe Benefits	13,604	34,805	34,805	33,674	-1,131	-3.2%
Contracted & 3rd Party Service	27,580	2,487	2,487	30,487	28,000	1125.9%
<b>Budget Object Group Total: 1. PERSONAL SERVICES</b>	<b>76,780</b>	<b>126,877</b>	<b>126,877</b>	<b>151,063</b>	<b>24,186</b>	<b>19.1%</b>

**Budget Object Group: 2. OPERATING**

Budget Object Rollup Name	FY2025 Actuals	FY2026 Original As Passed Budget	FY2026 Governor's BAA Recommended Budget	FY2027 Governor's Recommended Budget	FY2027 Governor's Recommended to FY2026 As Passed	Percent Change FY2027 Governor's Recommended and FY2026 As Passed
IT/Telecom Services and Equipment	6,648	0	0	0	0	#DIV/0!
Other Purchased Services	3,709	0	0	0	0	#DIV/0!
Property & Maintenance	913	0	0	0	0	#DIV/0!
Supplies	52,692	27,835	27,835	27,835	0	0.0%
Travel	15,509	0	0	6,500	6,500	#DIV/0!
<b>Budget Object Group Total: 2. OPERATING</b>	<b>79,470</b>	<b>27,835</b>	<b>27,835</b>	<b>34,335</b>	<b>6,500</b>	<b>23.4%</b>

**Budget Object Group: 3. GRANTS**

Budget Object Rollup Name	FY2025 Actuals	FY2026 Original As Passed Budget	FY2026 Governor's BAA Recommended Budget	FY2027 Governor's Recommended Budget	Difference Between FY2027 Governor's Recommended and FY2026 As Passed	Percent Change FY2027 Governor's Recommended and FY2026 As Passed
Grants	1,629,563	2,136,507	2,136,507	2,174,400	37,893	1.8%
<b>Budget Object Group Total: 3. GRANTS</b>	<b>1,629,563</b>	<b>2,136,507</b>	<b>2,136,507</b>	<b>2,174,400</b>	<b>37,893</b>	<b>1.8%</b>

<b>Total Expenditures</b>	<b>1,785,814</b>	<b>2,291,219</b>	<b>2,291,219</b>	<b>2,359,798</b>	<b>68,579</b>	<b>3.0%</b>
---------------------------	------------------	------------------	------------------	------------------	---------------	-------------

<b>Fund Name</b>	<b>FY2025 Actuals</b>	<b>FY2026 Original As Passed Budget</b>	<b>FY2026 Governor's BAA Recommended Budget</b>	<b>FY2027 Governor's Recommended Budget</b>	<b>Difference Between FY2027 Governor's Recommended and FY2026 As Passed</b>	<b>Percent Change FY2027 Governor's Recommended and FY2026 As Passed</b>
General Funds	1,785,814	2,291,219	2,291,219	2,359,798	68,579	3.0%
<b>Funds Total</b>	<b>1,785,814</b>	<b>2,291,219</b>	<b>2,291,219</b>	<b>2,359,798</b>	<b>68,579</b>	<b>3.0%</b>

<b>Position Count</b>	<b>1.0</b>
<b>FTE Total</b>	<b>1.0</b>

State of Vermont  
FY2027 Governor's Recommended Budget  
Grants Out Inventory Report

**Organization: 2130400000 - Special Investigative Units**

**Sec No: B.206**

**BU: 02130**

Fund Name	Grant Recipient	Grant Purpose	Prior Year Budget Amount	Budget Request Amount	Variance
10000 - General Fund	SIU UNITS	PROGRAM SUPPORT	\$1,343,507	\$1,343,507	\$0
10000 - General Fund	SIU UNITS	LAW ENFORCEMENT	\$793,000	\$830,893	\$37,893
<b>Total</b>			<b>\$2,136,507</b>	<b>\$2,174,400</b>	<b>\$37,893</b>

Fund Name	Prior Year Budget Amount	Budget Request Amount	Variance
10000 - General Fund	\$2,136,507	\$2,174,400	\$37,893
<b>Total</b>	<b>\$2,136,507</b>	<b>\$2,174,400</b>	<b>\$37,893</b>



**State of Vermont  
FY2027 Governor's Recommended Budget  
Position Summary Report**

**Organization: 2130400000 - Special Investigative Units**

Sec No: B.206

BU: 02130

Position Number	Classification	FTE	Count	Gross Salary	State Benefits	Federally Mandated	Total
267057	[95025E] SIU Grants Manager	1	1	\$86,902	\$27,026	\$6,648	\$120,576
<b>Total</b>		<b>1</b>	<b>1</b>	<b>\$86,902</b>	<b>\$27,026</b>	<b>\$6,648</b>	<b>\$120,576</b>

Fund #	Fund Name	FTE	Count	Gross Salary	State Benefits	Federally Mandated	Total
10000	10000 - General Fund	1	1	\$86,902	\$27,026	\$6,648	\$120,576
<b>Total</b>		<b>1</b>	<b>1</b>	<b>\$86,902</b>	<b>\$27,026</b>	<b>\$6,648</b>	<b>\$120,576</b>



# Department of State's Attorneys and Sheriffs

Vermont Department of State's Attorneys and Sheriffs

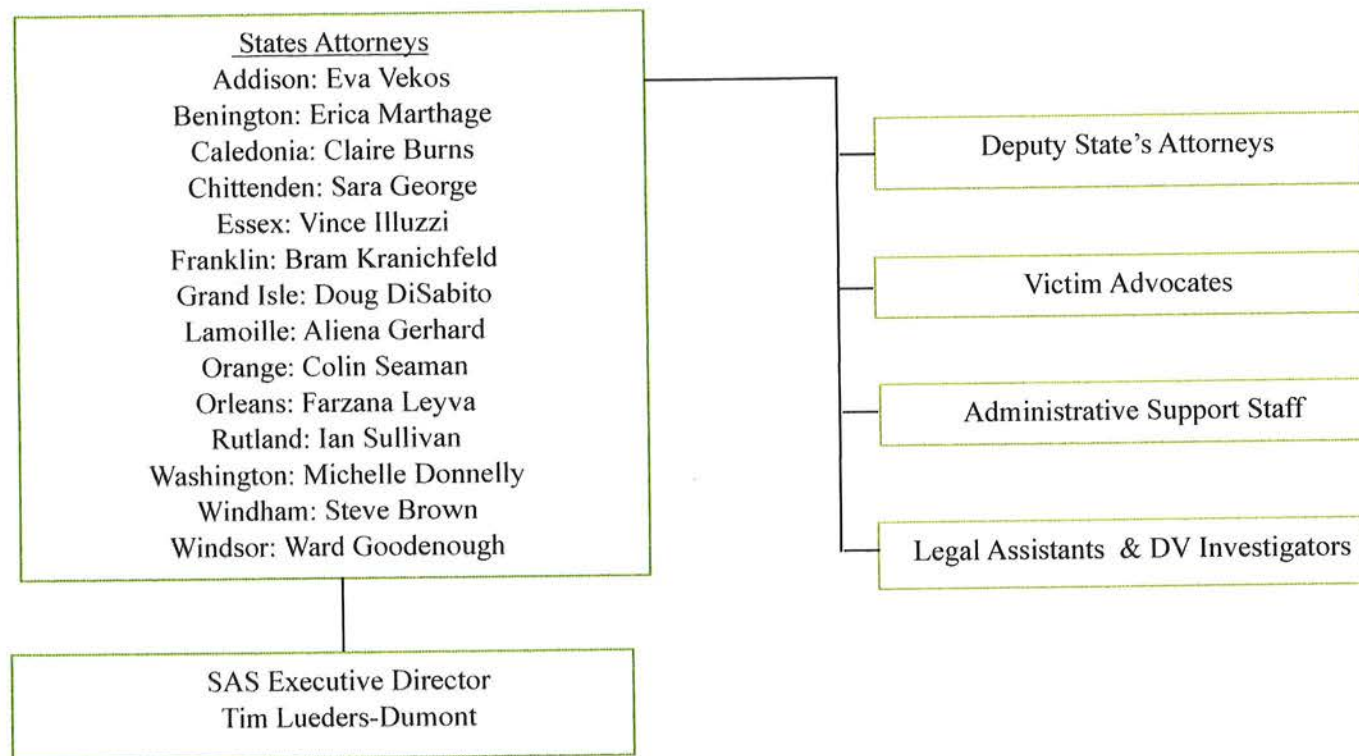
FY27 Budget Presentation

Victim Advocates Program

## SAS Victim Advocates Program & Budget

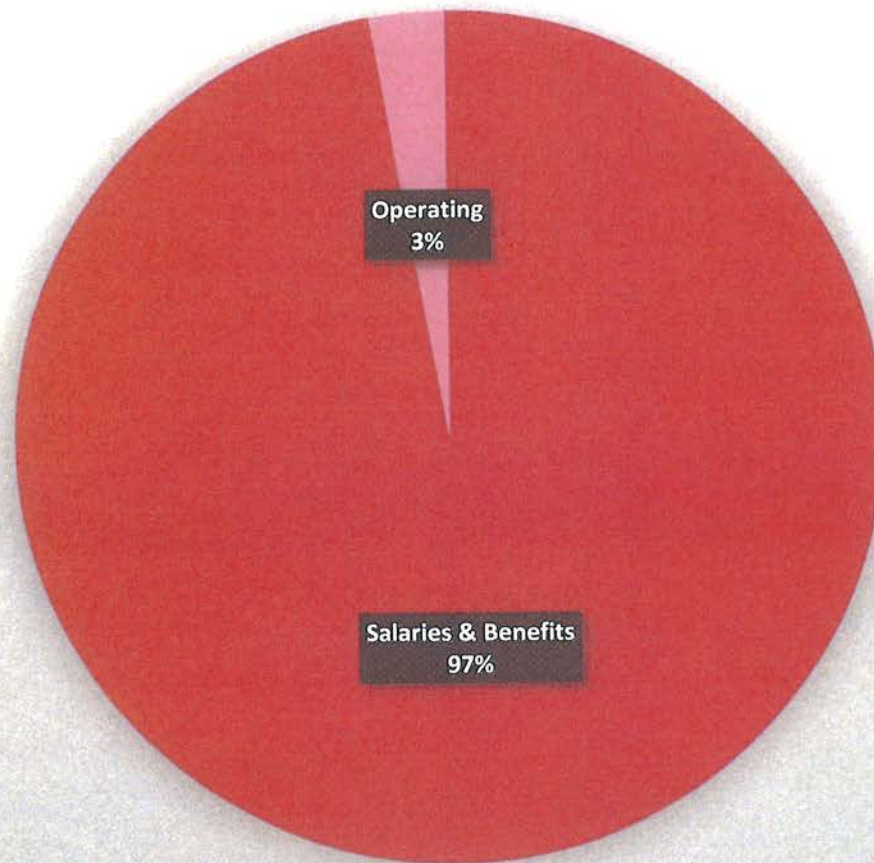
- FY27: \$3,776,547 allocation
- SAS Victim Advocate program is fully supported by State General Fund - 28.8 FTE across 14 SA Offices.
- FY27 State GF Increase: 13.1%
- 16.2% increase in salaries
- 10.2% increase health insurance
- 6.8% increase retirement
- Reduction in vacancy savings (\$270,675 to \$147,470)
- Reduction in ADS SLA fee -43%
- Reduction in 'other' personal services -\$122,000 grant not able to be utilized
- (FY26 \$3,339,331)
- Budget Issues and Other Pressures FY27
- FY27 Vacancy Savings at \$147,470 will require the Department to hold one position vacant for the entire fiscal year.
- Victim Advocates have caseloads of approximately 600 cases each.
- Increased crime has resulted in more victims needing support and assistance from the Victim Advocates.
- Increased salary and benefit costs
- Ensuring a victim's rights under Vermont law (13 VSA 5304, 5306) are complied with by all parties in the justice system.
- Restitution orders are difficult to attain and/or enforce in the current system.

# Vermont Department of State's Attorneys and Sheriffs

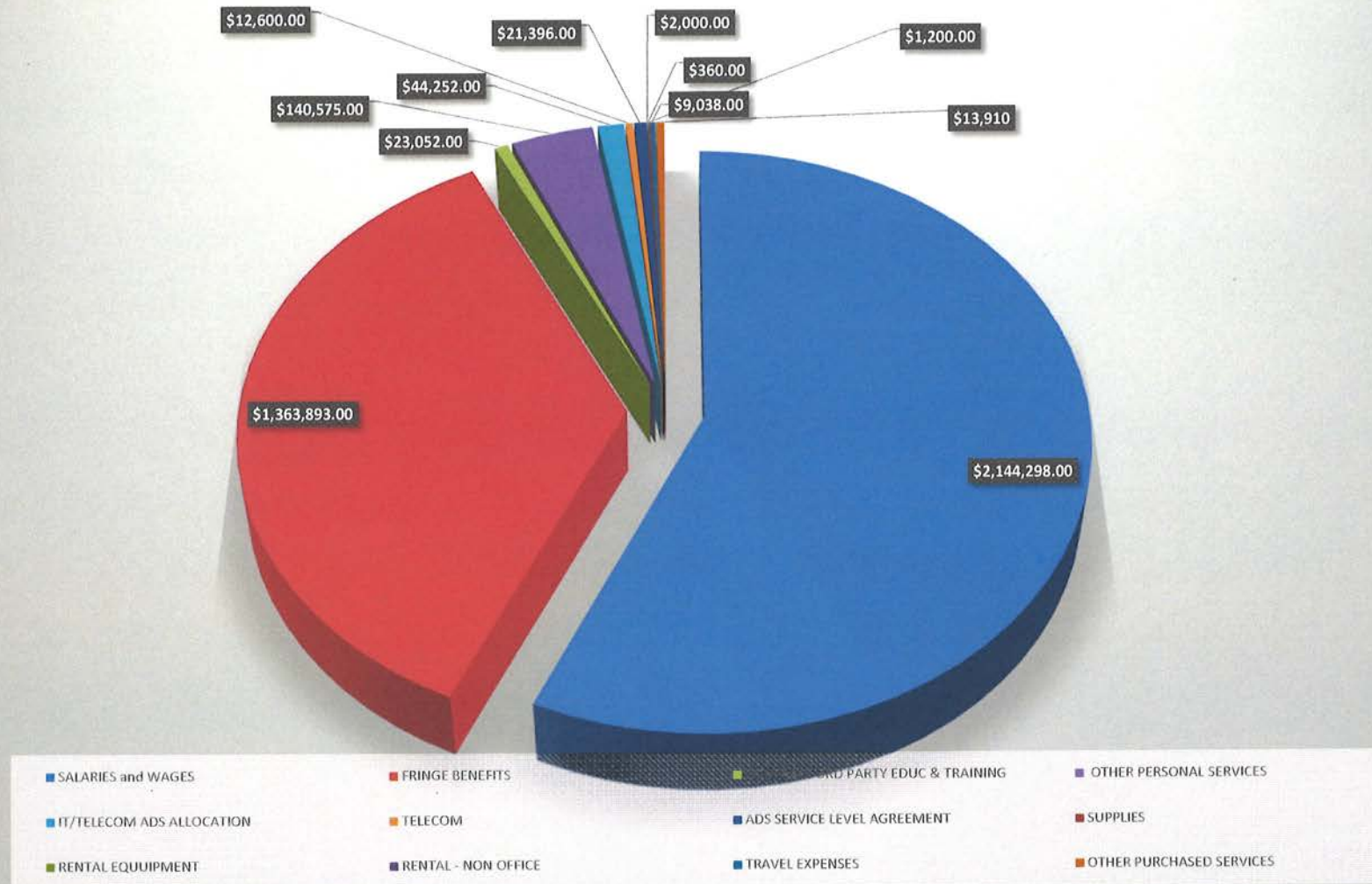




Victim Advocate FY27 Budget - \$3,776,574



# Victim Advocate FY27 Budget - \$3,776,574





Approp #3 [2120500000] Crime Victims Advocates: FY 2026 Approp	3,339,331	0	0	0	0	3,339,331
Other Changes: Please insert changes to your base appropriation that occurred after the passage of the FY 2026 budget]						0
FY 2026 Other Changes	0	0	0	0	0	0
Total Approp. After FY 2026 Other Changes	3,339,331	0	0	0	0	3,339,331
CURRENT SERVICE LEVEL/CURRENT LAW	437,243	0	0	0	0	437,243
Personal Services	450,357	0	0	0	0	450,357
500000: Salary & Wages: Classified Employees	315,501					315,501
500010: Salary & Wages: Exempt Employees						
501500: Health Insurance: Classified Employees	53,870					53,870
501510: Health Insurances: Exempt Employees						
502000: Retirement: Classified Employees	35,248					35,248
502010: Retirement: Exempt Employees						
All Other Employee Payroll Related Fringe Benefits	16,882					16,882
504040: VT Family & Medical Leave Insurance Premium	556					556
504045: Child Care Contribution	1,388					1,388
505200: Workers' Compensation Insurance Premium	1,442					1,442
508000: Vacancy Turnover Savings	147,470					147,470
506200: Other Personal Services	(122,000)					(122,000)
						0
						0
						0
Operating Expenses	(13,114)	0	0	0	0	(13,114)
515010: Fee-for-Space Charge						0
516000: Insurance Other Than Employee Benefits						0
516010: Insurance - General Liability	87					87
516671: VISION/ISD						0
516685: ADS Allocated Charge	3,770					3,770
519006: Human Resources Services						0
523620: Single Audit Allocation						0
517200:Postage	(267)					(267)
518000: Travel Instate Emp	(268)					(268)
516623: Telecom	168					168
516660: ADS Service Level Agreement	(16,604)					(16,604)
Grants	0	0	0	0	0	0
						0
						0
Subtotal of Increases/Decreases	437,243	0	0	0	0	437,243
FY 2027 Governor Recommend	3,776,574	0	0	0	0	3,776,574

**State of Vermont**  
**FY2027 Governor's Recommended Budget**  
**Detail Report**

**Organization: 2130500000 - Crime Victims Advocates**  
**Sec No: B.206.1**  
**BU: 02130**

**Budget Object Group: 1. PERSONAL SERVICES**

		FY2026 Original As Passed Budget	FY2026 Governor's BAA Recommended Budget	FY2027 Governor's Recommended Budget	Difference Between FY2027 Governor's Recommended and FY2026 As Passed	Percent Change FY2027 Governor's Recommended and FY2026 As Passed
<b>Salaries and Wages</b>	<b>FY2025 Actuals</b>					
<b>Description</b>						
500000 - Salaries	1,880,925	0	0	0	0	0.0%
500010 - Exempt	0	1,952,002	1,952,002	2,267,503	315,501	16.2%
508000 - Vacancy Turnover Savings	0	-270,675	-270,675	-123,205	147,470	-54.5%
<b>Total: Salaries and Wages</b>	<b>1,880,925</b>	<b>1,681,327</b>	<b>1,681,327</b>	<b>2,144,298</b>	<b>462,971</b>	<b>27.5%</b>

		FY2026 Original As Passed Budget	FY2026 Governor's BAA Recommended Budget	FY2027 Governor's Recommended Budget	Difference Between FY2027 Governor's Recommended and FY2026 As Passed	Percent Change FY2027 Governor's Recommended and FY2026 As Passed
<b>Fringe Benefits</b>	<b>FY2025 Actuals</b>					
<b>Description</b>						
501000 - FICA	136,165	0	0	0	0	0.0%
501010 - FICA - Exempt	0	149,322	149,322	166,692	17,370	11.6%
501500 - Health Insurance	417,271	0	0	0	0	0.0%
501510 - Health Ins - Exempt	0	525,787	525,787	579,657	53,870	10.2%
502000 - Retirement	479,852	0	0	0	0	0.0%
502010 - Retirement - Exempt	0	520,037	520,037	555,285	35,248	6.8%
502500 - Dental Insurance	19,561	0	0	0	0	0.0%
502510 - Dental - Exempt	0	24,737	24,737	22,854	-1,883	-7.6%
503000 - Life Insurance	7,728	0	0	0	0	0.0%
503010 - Life Ins - Exempt	0	6,952	6,952	5,001	-1,951	-28.1%
503510 - LTD - Exempt	0	0	0	3,317	3,317	0.0%
504000 - Employee Assistance Program	897	0	0	0	0	0.0%
504010 - EAP - Exempt	0	1,073	1,073	1,102	29	2.7%
504040 - VT Family & Medical Leave Ins	6,478	7,246	7,246	7,802	556	7.7%
504045 - Child Care Contribution Exp	7,101	8,588	8,588	9,976	1,388	16.2%



505200 - Workers Comp - Ins Premium	10,809	10,765	10,765	12,207	1,442	13.4%
<b>Total: Fringe Benefits</b>	<b>1,085,862</b>	<b>1,254,507</b>	<b>1,254,507</b>	<b>1,363,893</b>	<b>109,386</b>	<b>8.7%</b>

	FY2025 Actuals	FY2026 Original As Passed Budget	FY2026 Governor's BAA Recommended Budget	FY2027 Governor's Recommended Budget	Difference Between FY2027 Governor's Recommended and FY2026 As Passed	Percent Change FY2027 Governor's Recommended and FY2026 As Passed
<b>Contracted and 3rd Party Service</b>						
<b>Description</b>						
507350 - Contr&3rd Pty-Educ & Training	0	23,052	23,052	23,052	0	0.0%
<b>Total: Contracted and 3rd Party Service</b>	<b>0</b>	<b>23,052</b>	<b>23,052</b>	<b>23,052</b>	<b>0</b>	<b>0.0%</b>

	FY2025 Actuals	FY2026 Original As Passed Budget	FY2026 Governor's BAA Recommended Budget	FY2027 Governor's Recommended Budget	Difference Between FY2027 Governor's Recommended and FY2026 As Passed	Percent Change FY2027 Governor's Recommended and FY2026 As Passed
<b>PerDiem and Other Personal Services</b>						
<b>Description</b>						
505700 - Catamount Health Assessment	1,640	575	575	575	0	0.0%
506199 - Other Personal Services	0	140,000	140,000	140,000	0	0.0%
506200 - Other Pers Serv	0	122,000	122,000	0	-122,000	-100.0%
<b>Total: PerDiem and Other Personal Services</b>	<b>1,640</b>	<b>262,575</b>	<b>262,575</b>	<b>140,575</b>	<b>-122,000</b>	<b>-46.5%</b>

<b>Total: 1. PERSONAL SERVICES</b>	<b>2,968,427</b>	<b>3,221,461</b>	<b>3,221,461</b>	<b>3,671,818</b>	<b>450,357</b>	<b>14.0%</b>
------------------------------------	------------------	------------------	------------------	------------------	----------------	--------------

#### Budget Object Group: 2. OPERATING

	FY2025 Actuals	FY2026 Original As Passed Budget	FY2026 Governor's BAA Recommended Budget	FY2027 Governor's Recommended Budget	Difference Between FY2027 Governor's Recommended and FY2026 As Passed	Percent Change FY2027 Governor's Recommended and FY2026 As Passed
<b>Equipment</b>						
<b>Description</b>						
522410 - Office Equipment	332	0	0	-	0	0.0%
<b>Total: Equipment</b>	<b>332</b>	<b>0</b>	<b>0</b>	<b>0</b>	<b>0</b>	<b>0.0%</b>

	FY2025 Actuals	FY2026 Original As Passed Budget	FY2026 Governor's BAA Recommended Budget	FY2027 Governor's Recommended Budget	Difference Between FY2027 Governor's Recommended and FY2026 As Passed	Percent Change FY2027 Governor's Recommended and FY2026 As Passed
<b>IT/Telecom Services and Equipment</b>						
<b>Description</b>						
516623 - Telecom-Mobile Wireless Data	14,104	12,432	12,432	12,600	168	1.4%
516660 - ADS Service Level Agreement	0	38,000	38,000	21,396	-16,604	-43.7%

516685 - IT Inter Svc ADS Allocated Fee	0	40,482	40,482	44,252	3,770	9.3%
<b>Total: IT/Telecom Services and Equipment</b>	<b>14,104</b>	<b>90,914</b>	<b>90,914</b>	<b>78,248</b>	<b>-12,666</b>	<b>-13.9%</b>

		FY2026 Original As Passed Budget	FY2026 Governor's BAA Recommended Budget	FY2027 Governor's Recommended Budget	Difference Between FY2027 Governor's Recommended and FY2026 As Passed	Percent Change FY2027 Governor's Recommended and FY2026 As Passed
IT Repair and Maintenance Services	FY2025 Actuals					
<b>Description</b>						
<b>Total: IT Repair and Maintenance Services</b>	<b>0</b>	<b>0</b>	<b>0</b>	<b>0</b>	<b>0</b>	<b>0.0%</b>

		FY2026 Original As Passed Budget	FY2026 Governor's BAA Recommended Budget	FY2027 Governor's Recommended Budget	Difference Between FY2027 Governor's Recommended and FY2026 As Passed	Percent Change FY2027 Governor's Recommended and FY2026 As Passed
Other Operating Expenses	FY2025 Actuals					
<b>Description</b>						
<b>Total: Other Operating Expenses</b>	<b>0</b>	<b>0</b>	<b>0</b>	<b>0</b>	<b>0</b>	<b>0.0%</b>

		FY2026 Original As Passed Budget	FY2026 Governor's BAA Recommended Budget	FY2027 Governor's Recommended Budget	Difference Between FY2027 Governor's Recommended and FY2026 As Passed	Percent Change FY2027 Governor's Recommended and FY2026 As Passed
Other Rental	FY2025 Actuals					
<b>Description</b>						
514650 - Rental - Office Equipment	90	360	360	360	0	0.0%
<b>Total: Other Rental</b>	<b>90</b>	<b>360</b>	<b>360</b>	<b>360</b>	<b>0</b>	<b>0.0%</b>

		FY2026 Original As Passed Budget	FY2026 Governor's BAA Recommended Budget	FY2027 Governor's Recommended Budget	Difference Between FY2027 Governor's Recommended and FY2026 As Passed	Percent Change FY2027 Governor's Recommended and FY2026 As Passed
Other Purchased Services	FY2025 Actuals					
<b>Description</b>						
516010 - Insurance - General Liability	5,801	7,067	7,067	7,154	87	1.2%
517020 - Photocopying	1,552	1,434	1,434	1,434	0	0.0%
517200 - Postage	14,277	5,589	5,589	5,322	-267	-4.8%
<b>Total: Other Purchased Services</b>	<b>21,630</b>	<b>14,090</b>	<b>14,090</b>	<b>13,910</b>	<b>-180</b>	<b>-1.3%</b>

		FY2026 Original As Passed Budget	FY2026 Governor's BAA Recommended Budget	FY2027 Governor's Recommended Budget	Difference Between FY2027 Governor's Recommended and FY2026 As Passed	Percent Change FY2027 Governor's Recommended and FY2026 As Passed
<b>Property and Maintenance</b>	<b>FY2025 Actuals</b>					
<b>Description</b>						
<b>Total: Property and Maintenance</b>	<b>0</b>	<b>0</b>	<b>0</b>	<b>0</b>	<b>0</b>	<b>0.0%</b>

		FY2026 Original As Passed Budget	FY2026 Governor's BAA Recommended Budget	FY2027 Governor's Recommended Budget	Difference Between FY2027 Governor's Recommended and FY2026 As Passed	Percent Change FY2027 Governor's Recommended and FY2026 As Passed
<b>Property Rental</b>	<b>FY2025 Actuals</b>					
<b>Description</b>						
514010 - Rent Land&Bldgs-Non-Office	1,023	1,200	1,200	1200	0	0.0%
<b>Total: Property Rental</b>	<b>1,023</b>	<b>1,200</b>	<b>1,200</b>	<b>1,200</b>	<b>0</b>	<b>0.0%</b>

		FY2026 Original As Passed Budget	FY2026 Governor's BAA Recommended Budget	FY2027 Governor's Recommended Budget	Difference Between FY2027 Governor's Recommended and FY2026 As Passed	Percent Change FY2027 Governor's Recommended and FY2026 As Passed
<b>Supplies</b>	<b>FY2025 Actuals</b>					
<b>Description</b>						
520000 - Office Supplies	433	2,000	2,000	2,000	0	0.0%
<b>Total: Supplies</b>	<b>433</b>	<b>2,000</b>	<b>2,000</b>	<b>2,000</b>	<b>0</b>	<b>0.0%</b>

		FY2026 Original As Passed Budget	FY2026 Governor's BAA Recommended Budget	FY2027 Governor's Recommended Budget	Difference Between FY2027 Governor's Recommended and FY2026 As Passed	Percent Change FY2027 Governor's Recommended and FY2026 As Passed
<b>Travel</b>	<b>FY2025 Actuals</b>					
<b>Description</b>						
518000 - Travel-Inst-Auto Mileage-Emp	2,771	5,000	5,000	5,000	0	0.0%
518010 - Travel-Inst-Other Transp-Emp	54	1,306	1,306	1,038	-268	-20.5%
518040 - Travel-Inst-Incidentals-Emp	24	0	0	0	0	0.0%
518500 - Travel-Outst-Auto Mileage-Emp	0	3,000	3,000	3,000	0	0.0%
<b>Total: Travel</b>	<b>2,850</b>	<b>9,306</b>	<b>9,306</b>	<b>9,038</b>	<b>-268</b>	<b>-2.9%</b>

<b>Total: 2. OPERATING</b>	<b>40,462</b>	<b>117,870</b>	<b>117,870</b>	<b>104,756</b>	<b>-13,114</b>	<b>-11.1%</b>
----------------------------	---------------	----------------	----------------	----------------	----------------	---------------

Budget Object Group: 3. GRANTS

Grants Rollup	FY2025 Actuals	FY2026 Original As Passed Budget	FY2026 Governor's BAA Recommended Budget	FY2027 Governor's Recommended Budget	Difference Between FY2027 Governor's Recommended and FY2026 As Passed	Percent Change FY2027 Governor's Recommended and FY2026 As Passed
Description						
Total: Grants Rollup	0	0	0	0	0	0.0%
Total: 3. GRANTS	0	0	0	0	0	0.0%

Total Expenditures	3,008,889	3,339,331	3,339,331	3,776,574	437,243	13.1%
--------------------	-----------	-----------	-----------	-----------	---------	-------

Fund Name	FY2025 Actuals	FY2026 Original As Passed Budget	FY2026 Governor's BAA Recommended Budget	FY2027 Governor's Recommended Budget	Difference Between FY2027 Governor's Recommended and FY2026 As Passed	Percent Change FY2027 Governor's Recommended and FY2026 As Passed
General Funds	1,684,209	3,339,331	3,339,331	3,776,574	437,243	13.1%
Coronavirus State Fiscal Recovery Fund	1,324,680	0	0	0	0	0.0%
Funds Total	3,008,889	3,339,331	3,339,331	3,776,574	437,243	13.1%

Position Count	29.0
FTE Total	28.8



State of Vermont  
FY2027 Governor's Recommended Budget  
Rollup Report

Organization: 2130500000 - Crime Victims Advocates

Sec No: B.206.1

BU: 02130

**Budget Object Group: 1. PERSONAL SERVICES**

Budget Object Rollup Name	FY2025 Actuals	FY2026 Original As Passed Budget	FY2026 Governor's BAA Recommended Budget	FY2027 Governor's Recommended Budget	Difference Between FY2027 Governor's Recommended and FY2026 As Passed	Percent Change FY2027 Governor's Recommended and FY2026 As Passed
Salaries and Wages	1,880,925	1,681,327	1,681,327	2,144,298	462,971	27.5%
Fringe Benefits	1,085,862	1,254,507	1,254,507	1,363,893	109,386	8.7%
Contracted & 3rd Party Service	0	23,052	23,052	23,052	0	0.0%
Per Diem & Other Pers Services	1,640	262,575	262,575	140,575	-122,000	-46.5%
<b>Budget Object Group Total: 1. PERSONAL SERVICES</b>	<b>2,968,427</b>	<b>3,221,461</b>	<b>3,221,461</b>	<b>3,671,818</b>	<b>450,357</b>	<b>14.0%</b>

**Budget Object Group: 2. OPERATING**

Budget Object Rollup Name	FY2025 Actuals	FY2026 Original As Passed Budget	FY2026 Governor's BAA Recommended Budget	FY2027 Governor's Recommended Budget	FY2027 Governor's Recommended to FY2026 As Passed	Percent Change FY2027 Governor's Recommended and FY2026 As Passed
Equipment	332	0	0	0	0	#DIV/0!
IT/Telecom Services and Equipment	14,104	90,914	90,914	78,248	-12,666	-13.9%
Other Rental	90	360	360	360	0	0.0%
Other Purchased Services	21,630	14,090	14,090	13,910	-180	-1.3%
Property Rental	1,023	1,200	1,200	1,200	0	0.0%
Supplies	433	2,000	2,000	2,000	0	0.0%
Travel	2,850	9,306	9,306	9,038	-268	-2.9%
<b>Budget Object Group Total: 2. OPERATING</b>	<b>40,462</b>	<b>117,870</b>	<b>117,870</b>	<b>104,756</b>	<b>-13,114</b>	<b>-11.1%</b>

**Budget Object Group: 3. GRANTS**

Budget Object Rollup Name	FY2025 Actuals	FY2026 Original As Passed Budget	FY2026 Governor's BAA Recommended Budget	FY2027 Governor's Recommended Budget	Difference Between FY2027 Governor's Recommended and FY2026 As Passed	Percent Change FY2027 Governor's Recommended and FY2026 As Passed

Budget Object Group Total: 3. GRANTS	0	0	0	0	0	#DIV/0!
--------------------------------------	---	---	---	---	---	---------

Total Expenditures	3,008,889	3,339,331	3,339,331	3,776,574	437,243	13.1%
--------------------	-----------	-----------	-----------	-----------	---------	-------

Fund Name	FY2025 Actuals	FY2026 Original As Passed Budget	FY2026 Governor's BAA Recommended Budget	FY2027 Governor's Recommended Budget	Difference Between FY2027 Governor's Recommended and FY2026 As Passed	Percent Change FY2027 Governor's Recommended and FY2026 As Passed
General Funds	1,684,209	3,339,331	3,339,331	3,776,574	437,243	13.1%
Coronavirus State Fiscal Recovery Fund	1,324,680	0	0	0	0	#DIV/0!
<b>Funds Total</b>	<b>3,008,889</b>	<b>3,339,331</b>	<b>3,339,331</b>	<b>3,776,574</b>	<b>437,243</b>	<b>13.1%</b>

Position Count	29.0
FTE Total	28.8

**State of Vermont  
FY2027 Governor's Recommended Budget  
Position Summary Report**

**Organization: 2130500000 - Crime Victims Advocates**

**Sec No: B.206.1**


**BU: 02130**

Position Number	Classification	FTE	Count	Gross Salary	State Benefits	Federally Mandated	Total
247134	[91680B] Secretary IV	1	1	\$53,685	\$57,879	\$3,480	\$115,044
247002	[91720B] Victim Advocate	1	1	\$67,995	\$51,147	\$5,202	\$124,344
247003	[91720B] Victim Advocate	1	1	\$77,563	\$39,121	\$5,705	\$122,389
247108	[91720B] Victim Advocate	1	1	\$74,984	\$23,445	\$5,736	\$104,165
247109	[91720B] Victim Advocate	1	1	\$89,586	\$42,496	\$6,626	\$138,708
247110	[91720B] Victim Advocate	1	1	\$71,668	\$45,385	\$5,027	\$122,080
247111	[91720B] Victim Advocate	1	1	\$92,206	\$43,521	\$6,826	\$142,553
247112	[91720B] Victim Advocate	1	1	\$77,563	\$38,915	\$5,705	\$122,183
247113	[91720B] Victim Advocate	1	1	\$77,563	\$65,196	\$5,307	\$148,066
247114	[91720B] Victim Advocate	1	1	\$77,563	\$54,021	\$5,934	\$137,518
247115	[91720B] Victim Advocate	1	1	\$89,586	\$60,226	\$6,226	\$156,038
247117	[91720B] Victim Advocate	1	1	\$74,984	\$38,346	\$5,508	\$118,838
247118	[91720B] Victim Advocate	1	1	\$74,984	\$38,346	\$5,736	\$119,066
247119	[91720B] Victim Advocate	1	1	\$74,984	\$23,445	\$5,736	\$104,165
247120	[91720B] Victim Advocate	1	1	\$82,430	\$43,487	\$6,034	\$131,951
247121	[91720B] Victim Advocate	1	1	\$77,563	\$16,790	\$5,934	\$100,287
247122	[91720B] Victim Advocate	1	1	\$74,984	\$22,566	\$5,736	\$103,286
247163	[91720B] Victim Advocate	1	1	\$74,984	\$38,346	\$5,508	\$118,838
247164	[91720B] Victim Advocate	1	1	\$63,544	\$45,157	\$4,861	\$113,562
247165	[91720B] Victim Advocate	1	1	\$87,090	\$68,059	\$6,035	\$161,184
247166	[91720B] Victim Advocate	1	1	\$74,984	\$64,421	\$5,109	\$144,514
247167	[91720B] Victim Advocate	1	1	\$94,806	\$44,302	\$7,024	\$146,132
247168	[91720B] Victim Advocate	1	1	\$72,654	\$30,687	\$5,330	\$108,671
247169	[91720B] Victim Advocate	1	1	\$84,760	\$56,184	\$6,029	\$146,973
247170	[91720B] Victim Advocate	1	1	\$87,090	\$59,716	\$6,035	\$152,841
247171	[91720B] Victim Advocate	1	1	\$89,586	\$27,833	\$6,853	\$124,272
247172	[91720B] Victim Advocate	1	1	\$63,544	\$45,157	\$4,861	\$113,562
247175	[91720B] Victim Advocate	1	1	\$74,984	\$368	\$5,736	\$81,088

267203	[91720B] Victim Advocate	1	1	\$89,586	\$432	\$6,853	\$96,871
<b>Total</b>		<b>29</b>	<b>29</b>	<b>\$2,267,503</b>	<b>\$1,184,994</b>	<b>\$166,692</b>	<b>\$3,619,189</b>

<b>Fund #</b>	<b>Fund Name</b>	<b>FTE</b>	<b>Count</b>	<b>Gross Salary</b>	<b>State Benefits</b>	<b>Federally Mandated</b>	<b>Total</b>
10000	10000 - General Fund	29	29	\$2,267,503	\$1,184,994	\$166,692	\$3,619,189
<b>Total</b>		<b>29</b>	<b>29</b>	<b>\$2,267,503</b>	<b>\$1,184,994</b>	<b>\$166,692</b>	<b>\$3,619,189</b>





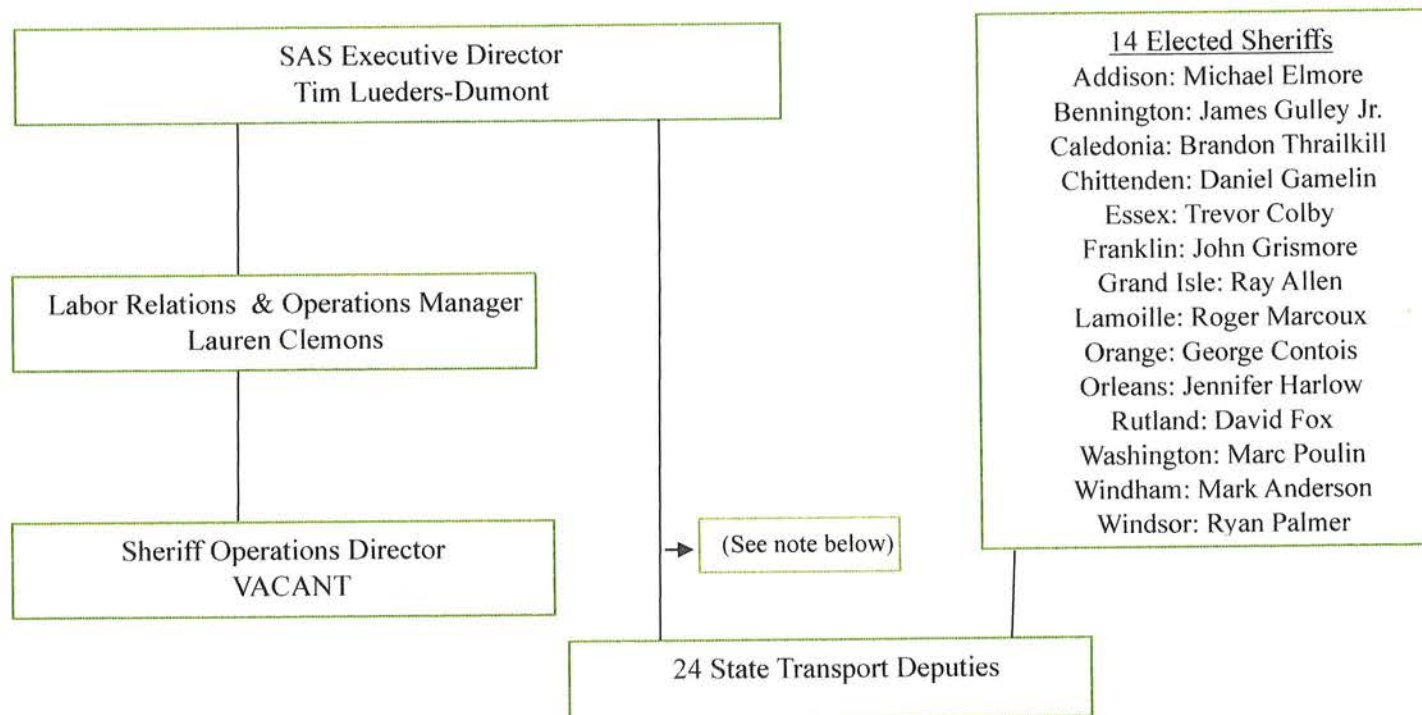
# Department of State's Attorneys and Sheriffs

Vermont Department of State's Attorneys and Sheriffs

FY27 Budget Presentation

SAS Sheriffs Budget

# Vermont Department of State's Attorneys and Sheriffs



24. V.S.A. 290(b): Full-time State deputy sheriffs whose primary responsibility is transportation of prisoners, persons with a mental condition or psychiatric disability, or juveniles being transported to court or to a court-ordered facility shall be paid by the State of Vermont. The positions and their funding shall be assigned to the Department of State's Attorneys and Sheriffs. The Executive Director shall have the authority to determine job duties for the position, assignment of positions to county, regular and temporary work locations, assistance to other State agencies and departments, timesheet systems, daily work logs, and to have final approval of personnel matters, including, but not limited to, approval for hiring, paygrade assignment, hiring rate, discipline, and termination.



# FY27 Sheriffs' Budget

- FY27 Gov Recommend: \$7,144,315
- 

- 9.3% increase from FY26 budget allocation,
- Proposed budget would necessitate a Vacancy Savings figure of \$139,235, requiring up to one position to be held open ,
- Current pressures from State Transport Deputies charges for overtime have necessitated holding 3 funded and 1 unfunded transport deputy position open this current FY26 fiscal year.
- FY26 BAA providing \$130,000 towards overtime, mileage and per-diem costs and ½ yr. of salary for unfunded position.
- FY26 allocation was \$6,538,629 ,
- Budget Pressures
  - Increase in overtime, mileage, extraditions, civil process, court security assistance.
  - Lack of assistance from DOC to move inmate-defendants to facility closer to the court where hearing is to take place – due to DOC's short-staffing.
  - Challenges in recruiting and retaining certified law enforcement officers. Competition with other agencies.
  - Reduction in remote hearings allowed by judges requires more transports.
  - Increased costs due to union contract provisions; Upcoming union contract will need full Pay Act funding .



## SAS Sheriffs FY27 Budget Narrative

### Operation and Funding:

The Sheriff is an independently-elected, constitutional, county position, employing State and non-State employees. It is estimated that the Sheriffs employ more than 600 Vermonters among the 14 offices, in both civilian and law enforcement roles. The Sheriff is responsible for the management, oversight and direction of all their employees. Those employees with law enforcement certification are also required to comply with all policies generated by the Vermont Criminal Justice Council, including Act 56.

### Funding for a Sheriff's department comes from:

- The State of Vermont General Fund through SAS the for salaries and benefits for the 14 Sheriff, 24 State Transport Deputies, Sheriff Operations Director, and one Administrative/Fiscal support person.
- Contracts with State agencies and departments (e.g. Judiciary, Mental Health, DCF)
- DSP contracts for sheriffs' assistance with certain activities
- Federal funds for various activities and services including COPS Program (assists with recruitment), NHTSA for highway safety, etc.
- Contracts with towns/municipalities for local services
- Contracts with private entities (construction, health care, concert and other events, other)

Act 30 required the Department of State's Attorneys and Sheriffs to develop a Sheriffs Compensation and Benefit Policy relating to 5% administrative fees on private contracts. It specifically outlines the amount of money a sheriff may retain, and provisions for other allowed expenditures of this money. A copy of the Policy is included in this presentation.

Who Sheriffs Serve: Sheriffs and their staff members serve the citizens of the county in which the Sheriff is elected, plus other counties if contracted for services. Sheriffs also serve the State of Vermont as a whole, and numerous State agencies and departments (DCF, DMH, Judiciary, AOT, etc.) The Sheriffs also serve local towns for police services, as well as private employers for assistance with their work (e.g. construction companies requiring a law enforcement vehicle at a construction site/roadway).

### Mission:

Each of the fourteen Vermont Sheriffs is responsible in varying degrees for the following work tasks:

- Direct the development and implementation of goals, policies, and procedures for the department.
- Represent the Sheriff's Department in government meetings and coordinate with other public services.
- Coordinate with other law enforcement agencies on the county, State and federal level.
- Represent the Sheriff's Department with community organizations and the media.



- Oversee all law enforcement functions in their department's jurisdiction.
- Develop and manage effective recruitment, interviewing, selection and training of all personnel.
- Oversee all business and accounting to include payroll, employee benefits, retirement and holidays, OT, sick and vacation time.
- Prepare and manage budgets and funds from the county for their department.
- Help Vermont courthouse security by contract with the Judiciary.
- Monitor and manage the transportation of prisoners, juveniles, and persons with mental health problems.
- Help AHS by monitoring juveniles in DCF custody while awaiting transport or placement.
- Oversee the property maintenance and management of sheriff's department, county lockups and other sheriff's department properties.
- Provide law enforcement services to local communities.
- Complete required VCJC certification training and department training.
- Negotiate and manage all contracted services and projects and all related funds and personnel.
- Purchase and manage vehicles, uniforms and equipment.
- Manage local and regional emergency communications sites, PSAP's, equipment, personnel and mandatory training and certification(s).
- Responsible for implementing and overseeing state and federal mandates applicable to their department.
- Respond to Legislative questions and concerns, and provide testimony at legislative committee hearings.
- Conduct public education, engage with schools, churches, community and social service programs.
- Assist with the needs of the community members particularly victims of crime; those struggling with addiction, food insecurity, homelessness, mental health issues, or other problems that may bring a person or family in contact with the Sheriff department staff.
- As an elected official, a Sheriff must communicate in a timely manner to constituents.
- Must be available to assist the State of Vermont, the Governor, other law enforcement agencies and first responders during any calls for assistance during emergencies.

Statutory assignments to the Sheriffs include the following:

- 12 VSA 691: serving civil or criminal process
- 12 VSA 696: receive, execute and return writs or precept
- 13 VSA 4948: serving warrants
- 13 VSA 7554: electronic monitoring
- 15 VSA 800: child support enforcement
- 16 VSA 1125: ex officio truant officers
- 18 VSA 617: assistance to local health officer
- 20 VSA 27: auxiliary State police in emergencies
- 20 VSA 1847: assistance in missing persons and search and rescue missions
- 20 VSA 2053: assistance in supporting uniform criminal recordkeeping and checks
- 20 VSA 2221: governor-called assistance for preservation of public peace

21 VSA 225: serve VOSHA citations or WC misclassification citations

24 VSA 299: general reference to peace officer

24 VSA 296: transportation of prisoners

24 VSA 307: employment of deputy sheriffs

Sheriffs are included in various statutorily-established councils, boards and panels:

Racial Disparities in the Criminal and Juvenile Justice System Advisory Panel

Governor's Opioid Council

Vermont Communications Board

Governor's Emergency Preparedness Advisory Council

Vermont Criminal Justice Council

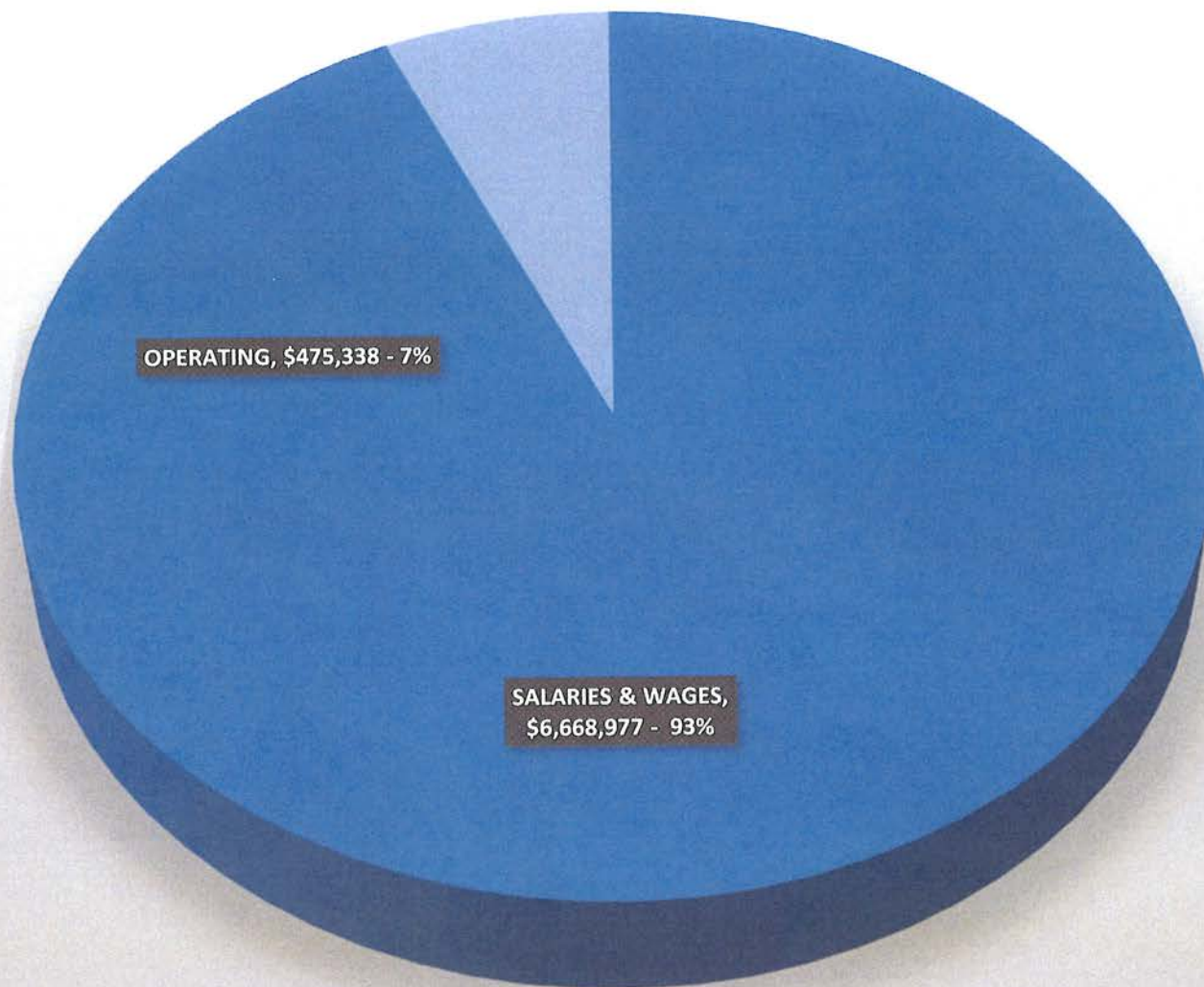
Governor's Snowmobile Council

Law Enforcement Advisory Board

Animal Cruelty Investigation Advisory Board

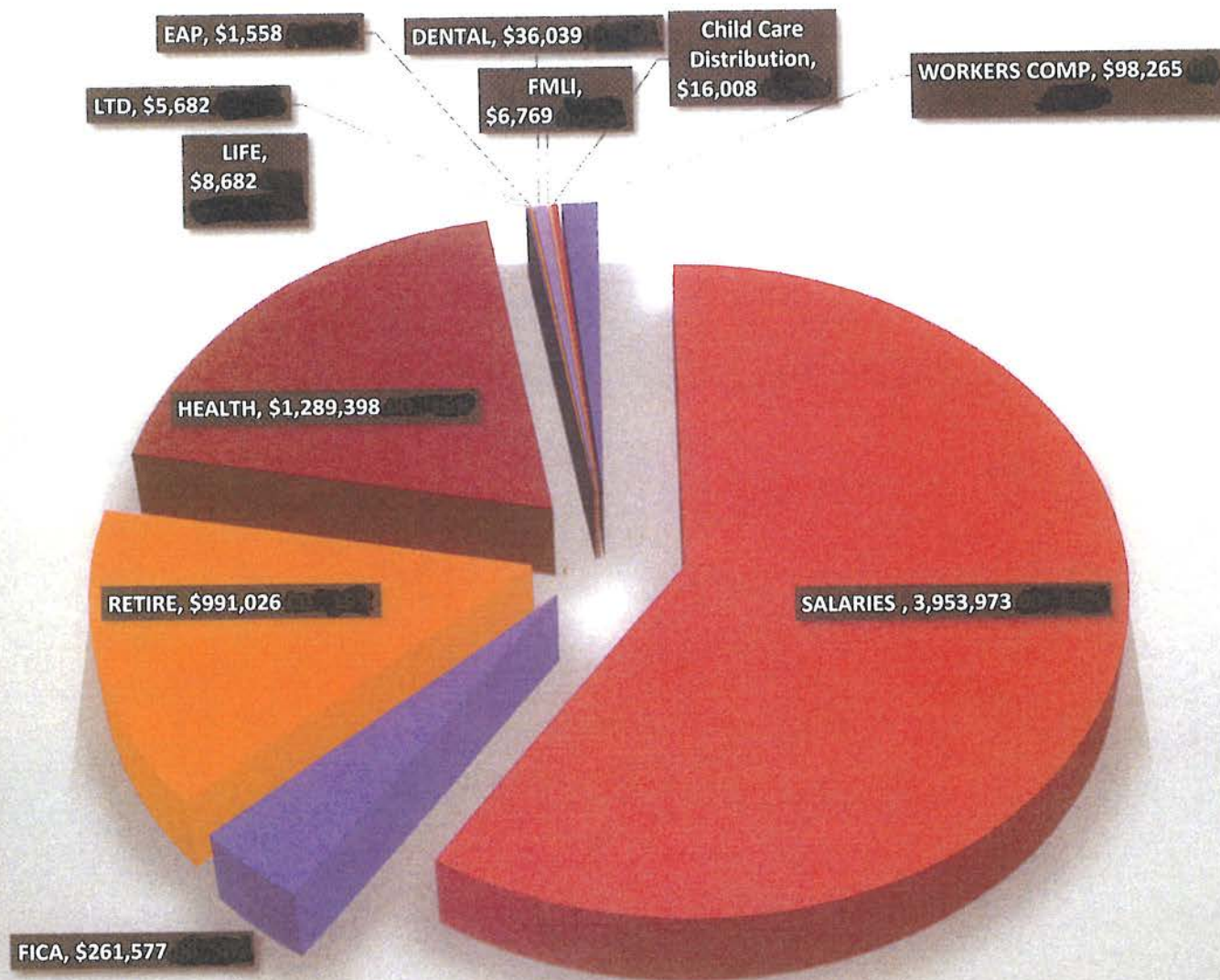
Vermont Enhanced E-911 Board

## FY27 Sheriffs Budget - \$7,144,315





# FY27 Sheriffs Salary, Benefits, Workers Comp,





Approp #4 [2400000] Sheriffs: FY 2026 Approp	6,538,629	0	0	0	0	6,538,629
Other Changes (Please insert changes to your base appropriation that occurred after the passage of the FY 2026 budget)						0
FY 2026 Other Changes	0	0	0	0	0	0
Total Approp. After FY 2026 Other Changes	6,538,629	0	0	0	0	6,538,629
CURRENT SERVICE LEVEL/CURRENT LAW	605,686	0	0	0	0	605,686
Personal Services	576,585	0	0	0	0	576,585
500000: Salary & Wages: Classified Employees	324,683					324,683
500010: Salary & Wages: Exempt Employees						
501500: Health Insurance: Classified Employees	156,938					156,938
501510: Health Insurances: Exempt Employees						
502000: Retirement: Classified Employees	91,934					91,934
502010: Retirement: Exempt Employees						
All Other Employee Payroll Related Fringe Benefits	41,472					41,472
504040: VT Family & Medical Leave Insurance Premium	(5,524)					(5,524)
504045: Child Care Contribution	1,419					1,419
505200: Workers' Compensation Insurance Premium	11,611					11,611
508000: Vacancy Turnover Savings	(116,065)					(116,065)
507600: Other 3rd Party Contractual	7,200					7,200
506099: Per Diem	61,717					61,717
505700: Catamount Ins	1,200					1,200
						0
						0
Operating Expenses	29,101	0	0	0	0	29,101
515010: Fee-for-Space Charge						0
516000: Insurance Other Than Employee Benefits						0
516010: Insurance - General Liability	1,006					1,006
516671: VISION/ISD	2,784					2,784
516685: ADS Allocated Charge	11,675					11,675
519006: Human Resources Services						0
523620: Single Audit Allocation	15,000					15,000
521500: Books & Periodicals	(500)					(500)
518000: Travel Instate Emp	2,536					2,536
518040: Travel Instate Emp Incidentals	2,536					2,536
518300: Travel Instate Lodging Non-Emp	(3,400)					(3,400)
522410: Office Equipment	(2,536)					
Grants	0	0	0	0	0	0
						0
						0
Subtotal of Increases/Decreases	605,686	0	0	0	0	605,686
FY 2027 Governor Recommend	7,144,315	0	0	0	0	7,144,315

**State of Vermont**  
**FY2027 Governor's Recommended Budget**  
**Detail Report**

**Organization: 2130200000 - Sheriffs**  
**Sec No: B.207**  
**BU: 02130**

**Budget Object Group: 1. PERSONAL SERVICES**

Salaries and Wages	FY2025 Actuals	FY2026 Original As Passed Budget	FY2026 Governor's BAA Recommended Budget	FY2027 Governor's Recommended Budget	Difference Between FY2027 Governor's Recommended and FY2026 As Passed	Percent Change FY2027 Governor's Recommended and FY2026 As Passed
<b>Description</b>						
500000 - Salaries	3,118,062	0	0	0	0	0.0%
500010 - Exempt	0	3,314,341	3,314,341	3,639,024	324,683	9.8%
500060 - Overtime	163,031	175,000	225,000	210,336	35,336	20.2%
508000 - Vacancy Turnover Savings	0	-23,170	-23,170	-139,235	-116,065	500.9%
<b>Total: Salaries and Wages</b>	<b>3,281,093</b>	<b>3,466,171</b>	<b>3,516,171</b>	<b>3,710,125</b>	<b>243,954</b>	<b>7.0%</b>

Fringe Benefits	FY2025 Actuals	FY2026 Original As Passed Budget	FY2026 Governor's BAA Recommended Budget	FY2027 Governor's Recommended Budget	Difference Between FY2027 Governor's Recommended and FY2026 As Passed	Percent Change FY2027 Governor's Recommended and FY2026 As Passed
<b>Description</b>						
501000 - FICA	231,339	0	0	0	0	0.0%
501010 - FICA - Exempt	0	253,545	253,545	261,577	8,032	3.2%
501500 - Health Insurance	931,241	0	0	0	0	0.0%
501510 - Health Ins - Exempt	0	1,132,460	1,132,460	1,289,398	156,938	13.9%
502000 - Retirement	865,890	0	0	0	0	0.0%
502010 - Retirement - Exempt	0	899,092	899,092	991,026	91,934	10.2%
502500 - Dental Insurance	34,654	0	0	0	0	0.0%
502510 - Dental - Exempt	0	34,120	34,120	36,039	1,919	5.6%
503000 - Life Insurance	12,588	0	0	0	0	0.0%
503010 - Life Ins - Exempt	0	12,821	12,821	8,682	-4,139	-32.3%
503500 - Long Term Disability	4,690	0	0	0	0	0.0%
503510 - LTD - Exempt	0	5,436	5,436	5,682	246	4.5%
503520 - LTD - Other	6,350	0	0	0	0	0.0%
504000 - Employee Assistance Program	1,267	0	0	0	0	0.0%

504010 - EAP - Exempt	0	1,480	1,480	1,558	78	5.3%
504040 - VT Family & Medical Leave Ins	5,251	12,293	12,293	6,769	-5,524	-44.9%
504045 - Child Care Contribution Exp	11,756	14,589	14,589	16,008	1,419	9.7%
505200 - Workers Comp - Ins Premium	87,006	86,654	86,654	98,265	11,611	13.4%
<b>Total: Fringe Benefits</b>	<b>2,192,032</b>	<b>2,452,490</b>	<b>2,452,490</b>	<b>2,715,004</b>	<b>262,514</b>	<b>10.7%</b>

		FY2026 Original As Passed Budget	FY2026 Governor's BAA Recommended Budget	FY2027 Governor's Recommended Budget	Difference Between FY2027 Governor's Recommended and FY2026 As Passed	Percent Change FY2027 Governor's Recommended and FY2026 As Passed
<b>Contracted and 3rd Party Service</b>	<b>FY2025 Actuals</b>					
<b>Description</b>						
507200 - Contr & 3rd Party - Legal	-500	10,000	10,000	10,000	0	0.0%
507350 - Contr&3rd Pty-Educ & Training	795	10,000	10,000	10,000	0	0.0%
507600 - Other Contr and 3rd Pty Serv	0	3,617	3,617	10,817	7,200	199.1%
<b>Total: Contracted and 3rd Party Service</b>	<b>295</b>	<b>23,617</b>	<b>23,617</b>	<b>30,817</b>	<b>7,200</b>	<b>30.5%</b>

		FY2026 Original As Passed Budget	FY2026 Governor's BAA Recommended Budget	FY2027 Governor's Recommended Budget	Difference Between FY2027 Governor's Recommended and FY2026 As Passed	Percent Change FY2027 Governor's Recommended and FY2026 As Passed
<b>PerDiem and Other Personal Services</b>	<b>FY2025 Actuals</b>					
<b>Description</b>						
505700 - Catamount Health Assessment	184	0	0	1,200	1,200	0.0%
506099 - Per Diem, Crt Sys, Sheriff Svc	0	150,114	195,114	211,831	61,717	41.1%
506110 - Witness-Crim Inquest-Grand Jur	502	0	0	0	0	0.0%
506200 - Other Pers Serv	150,337	0	53,521	0	0	0.0%
<b>Total: PerDiem and Other Personal Services</b>	<b>151,023</b>	<b>150,114</b>	<b>248,635</b>	<b>213,031</b>	<b>62,917</b>	<b>41.9%</b>

<b>Total: 1. PERSONAL SERVICES</b>	<b>5,624,444</b>	<b>6,092,392</b>	<b>6,240,913</b>	<b>6,668,977</b>	<b>576,585</b>	<b>9.5%</b>
------------------------------------	------------------	------------------	------------------	------------------	----------------	-------------

#### Budget Object Group: 2. OPERATING

		FY2026 Original As Passed Budget	FY2026 Governor's BAA Recommended Budget	FY2027 Governor's Recommended Budget	Difference Between FY2027 Governor's Recommended and FY2026 As Passed	Percent Change FY2027 Governor's Recommended and FY2026 As Passed
<b>Equipment</b>	<b>FY2025 Actuals</b>					
<b>Description</b>						
522410 - Office Equipment	0	2,536	2,536	-	-2,536	-100.0%
522700 - Furniture & Fixtures	559	0	0	-	0	0.0%
<b>Total: Equipment</b>	<b>559</b>	<b>2,536</b>	<b>2,536</b>	<b>0</b>	<b>-2,536</b>	<b>-100.0%</b>

IT/Telecom Services and Equipment	FY2025 Actuals	FY2026 Original As Passed Budget	FY2026 Governor's BAA Recommended Budget	FY2027 Governor's Recommended Budget	Difference Between FY2027 Governor's Recommended and FY2026 As Passed	Percent Change FY2027 Governor's Recommended and FY2026 As Passed
<b>Description</b>						
516652 - Telecom-Telephone Service	0	10,000	10,000	10,000	0	0.0%
516660 - ADS Service Level Agreement	9,780	0	0	0	0	0.0%
516671 - IT Inter Svc Cost-VISION/ISD	25,808	31,373	31,373	34,157	2,784	8.9%
516672 - IT Inter Svc Cost ADS Telephon	1,777	10,000	10,000	10,000	0	0.0%
516685 - IT Inter Svc ADS Allocated Fee	53,233	55,837	55,837	67,512	11,675	20.9%
522284 - Software - Application Support	0	7,759	7,759	7,759	0	0.0%
<b>Total: IT/Telecom Services and Equipment</b>	<b>90,597</b>	<b>114,969</b>	<b>114,969</b>	<b>129,428</b>	<b>14,459</b>	<b>12.6%</b>

IT Repair and Maintenance Services	FY2025 Actuals	FY2026 Original As Passed Budget	FY2026 Governor's BAA Recommended Budget	FY2027 Governor's Recommended Budget	Difference Between FY2027 Governor's Recommended and FY2026 As Passed	Percent Change FY2027 Governor's Recommended and FY2026 As Passed
<b>Description</b>						
<b>Total: IT Repair and Maintenance Services</b>	<b>0</b>	<b>0</b>	<b>0</b>	<b>0</b>	<b>0</b>	<b>0.0%</b>

Other Operating Expenses	FY2025 Actuals	FY2026 Original As Passed Budget	FY2026 Governor's BAA Recommended Budget	FY2027 Governor's Recommended Budget	Difference Between FY2027 Governor's Recommended and FY2026 As Passed	Percent Change FY2027 Governor's Recommended and FY2026 As Passed
<b>Description</b>						
523620 - Single Audit Allocation	94,457	80,000	80,000	95,000	15,000	18.8%
<b>Total: Other Operating Expenses</b>	<b>94,457</b>	<b>80,000</b>	<b>80,000</b>	<b>95,000</b>	<b>15,000</b>	<b>18.8%</b>

Other Rental	FY2025 Actuals	FY2026 Original As Passed Budget	FY2026 Governor's BAA Recommended Budget	FY2027 Governor's Recommended Budget	Difference Between FY2027 Governor's Recommended and FY2026 As Passed	Percent Change FY2027 Governor's Recommended and FY2026 As Passed
<b>Description</b>						
<b>Total: Other Rental</b>	<b>0</b>	<b>0</b>	<b>0</b>	<b>0</b>	<b>0</b>	<b>0.0%</b>



		FY2026 Original As Passed Budget	FY2026 Governor's BAA Recommended Budget	FY2027 Governor's Recommended Budget	Difference Between FY2027 Governor's Recommended and FY2026 As Passed	Percent Change FY2027 Governor's Recommended and FY2026 As Passed
<b>Other Purchased Services</b>	<b>FY2025 Actuals</b>					
<b>Description</b>						
516010 - Insurance - General Liability	67,304	81,992	81,992	82,998	1,006	1.2%
516820 - Advertising - Job Vacancies	65	0	0	0	0	0.0%
517200 - Postage	5,378	7,600	7,600	7,600	0	0.0%
519040 - Moving State Agencies	709	0	0	0	0	0.0%
<b>Total: Other Purchased Services</b>	<b>73,456</b>	<b>89,592</b>	<b>89,592</b>	<b>90,598</b>	<b>1,006</b>	<b>1.1%</b>

		FY2026 Original As Passed Budget	FY2026 Governor's BAA Recommended Budget	FY2027 Governor's Recommended Budget	Difference Between FY2027 Governor's Recommended and FY2026 As Passed	Percent Change FY2027 Governor's Recommended and FY2026 As Passed
<b>Property and Maintenance</b>	<b>FY2025 Actuals</b>					
<b>Description</b>						
<b>Total: Property and Maintenance</b>	<b>0</b>	<b>0</b>	<b>0</b>	<b>0</b>	<b>0</b>	<b>0.0%</b>

		FY2026 Original As Passed Budget	FY2026 Governor's BAA Recommended Budget	FY2027 Governor's Recommended Budget	Difference Between FY2027 Governor's Recommended and FY2026 As Passed	Percent Change FY2027 Governor's Recommended and FY2026 As Passed
<b>Property Rental</b>	<b>FY2025 Actuals</b>					
<b>Description</b>						
<b>Total: Property Rental</b>	<b>0</b>	<b>0</b>	<b>0</b>	<b>0</b>	<b>0</b>	<b>0.0%</b>

		FY2026 Original As Passed Budget	FY2026 Governor's BAA Recommended Budget	FY2027 Governor's Recommended Budget	Difference Between FY2027 Governor's Recommended and FY2026 As Passed	Percent Change FY2027 Governor's Recommended and FY2026 As Passed
<b>Supplies</b>	<b>FY2025 Actuals</b>					
<b>Description</b>						
520000 - Office Supplies	2,698	3,466	3,466	3,466	0	0.0%
520590 - Fire, Protection & Safety	4,460	0	0	0	0	0.0%
521500 - Books&Periodicals-Library/Educ	0	500	500	0	-500	-100.0%
521820 - Paper Products	-1	0	0	0	0	0.0%
<b>Total: Supplies</b>	<b>7,157</b>	<b>3,966</b>	<b>3,966</b>	<b>3,466</b>	<b>-500</b>	<b>-12.6%</b>

		FY2026 Original As Passed Budget	FY2026 Governor's BAA Recommended Budget	FY2027 Governor's Recommended Budget	Difference Between FY2027 Governor's Recommended and FY2026 As Passed	Percent Change FY2027 Governor's Recommended and FY2026 As Passed
<b>Travel</b>	<b>FY2025 Actuals</b>					

Description						
518000 - Travel-Inst-Auto Mileage-Emp	1,489	6,479	6,479	9,015	2,536	39.1%
518030 - Travel-Inst-Lodging-Emp	45	1,000	1,000	1,000	0	0.0%
518040 - Travel-Inst-Incidentals-Emp	211,323	139,295	174,295	141,831	2,536	1.8%
518300 - Travel-Inst-Auto Mileage-Nonemp	8,374	3,400	3,400	0	-3,400	-100.0%
518320 - Travel-Inst-Meals-Nonemp	79	0	0	0	0	0.0%
518330 - Travel-Inst-Lodging-Nonemp	0	5,000	5,000	5,000	0	0.0%
<b>Total: Travel</b>	<b>221,310</b>	<b>155,174</b>	<b>190,174</b>	<b>156,846</b>	<b>1,672</b>	<b>1.1%</b>
<b>Total: 2. OPERATING</b>	<b>487,537</b>	<b>446,237</b>	<b>481,237</b>	<b>475,338</b>	<b>29,101</b>	<b>6.5%</b>

**Budget Object Group: 3. GRANTS**

		FY2026 Original As Passed Budget	FY2026 Governor's BAA Recommended Budget	FY2027 Governor's Recommended Budget	Difference Between FY2027 Governor's Recommended and FY2026 As Passed	Percent Change FY2027 Governor's Recommended and FY2026 As Passed
Grants Rollup	FY2025 Actuals					
Description						
Total: Grants Rollup	0	0	0	0	0	0.0%
Total: 3. GRANTS	0	0	0	0	0	0.0%
Total Expenditures	6,111,981	6,538,629	6,722,150	7,144,315	605,686	9.3%

		FY2026 Original As Passed Budget	FY2026 Governor's BAA Recommended Budget	FY2027 Governor's Recommended Budget	Difference Between FY2027 Governor's Recommended and FY2026 As Passed	Percent Change FY2027 Governor's Recommended and FY2026 As Passed
Fund Name	FY2025 Actuals					
General Funds	6,047,652	6,538,629	6,722,150	7,144,315	605,686	9.3%
Federal Funds	64,328	0	0	0	0	0.0%
Funds Total	6,111,981	6,538,629	6,722,150	7,144,315	605,686	9.3%

Position Count	41.0
FTE Total	41.0

State of Vermont  
FY2027 Governor's Recommended Budget  
Rollup Report

Organization: 2130200000 - Sheriffs  
Sec No: B.207  
BU: 02130

**Budget Object Group: 1. PERSONAL SERVICES**

Budget Object Rollup Name	FY2025 Actuals	FY2026 Original As Passed Budget	FY2026 Governor's BAA Recommended Budget	FY2027 Governor's Recommended Budget	Difference Between FY2027 Governor's Recommended and FY2026 As Passed	Percent Change FY2027 Governor's Recommended and FY2026 As Passed
Salaries and Wages	3,281,093	3,466,171	3,516,171	3,710,125	243,954	7.0%
Fringe Benefits	2,192,032	2,452,490	2,452,490	2,715,004	262,514	10.7%
Contracted & 3rd Party Service	295	23,617	23,617	30,817	7,200	30.5%
Per Diem & Other Pers Services	151,023	150,114	248,635	213,031	62,917	41.9%
<b>Budget Object Group Total: 1. PERSONAL SERVICES</b>	<b>5,624,444</b>	<b>6,092,392</b>	<b>6,240,913</b>	<b>6,668,977</b>	<b>576,585</b>	<b>9.5%</b>

**Budget Object Group: 2. OPERATING**

Budget Object Rollup Name	FY2025 Actuals	FY2026 Original As Passed Budget	FY2026 Governor's BAA Recommended Budget	FY2027 Governor's Recommended Budget	FY2027 Governor's Recommended to FY2026 As Passed	Percent Change FY2027 Governor's Recommended and FY2026 As Passed
Equipment	559	2,536	2,536	0	-2,536	-100.0%
IT/Telecom Services and Equipment	90,597	114,969	114,969	129,428	14,459	12.6%
Other Operating Expenses	94,457	80,000	80,000	95,000	15,000	18.8%
Other Purchased Services	73,456	89,592	89,592	90,598	1,006	1.1%
Supplies	7,157	3,966	3,966	3,466	-500	-12.6%
Travel	221,310	155,174	190,174	156,846	1,672	1.1%
<b>Budget Object Group Total: 2. OPERATING</b>	<b>487,537</b>	<b>446,237</b>	<b>481,237</b>	<b>475,338</b>	<b>29,101</b>	<b>6.5%</b>

**Budget Object Group: 3. GRANTS**

Budget Object Rollup Name	FY2025 Actuals	FY2026 Original As Passed Budget	FY2026 Governor's BAA Recommended Budget	FY2027 Governor's Recommended Budget	Difference Between FY2027 Governor's Recommended and FY2026 As Passed	Percent Change FY2027 Governor's Recommended and FY2026 As Passed
---------------------------	----------------	--	---	---	--	--

Budget Object Group Total: 3. GRANTS	0	0	0	0	0	#DIV/0!
--------------------------------------	---	---	---	---	---	---------

Total Expenditures	6,111,981	6,538,629	6,722,150	7,144,315	605,686	9.3%
--------------------	-----------	-----------	-----------	-----------	---------	------

Fund Name	FY2025 Actuals	FY2026 Original As Passed Budget	FY2026 Governor's BAA Recommended Budget	FY2027 Governor's Recommended Budget	Difference Between FY2027 Governor's Recommended and FY2026 As Passed	Percent Change FY2027 Governor's Recommended and FY2026 As Passed
General Funds	6,047,652	6,538,629	6,722,150	7,144,315	605,686	9.3%
Federal Funds	64,328	0	0	0	0	#DIV/0!
Funds Total	6,111,981	6,538,629	6,722,150	7,144,315	605,686	9.3%

Position Count	41.0
FTE Total	41.0



**State of Vermont  
FY2027 Governor's Recommended Budget  
Position Summary Report**

**Organization: 2130200000 - Sheriffs**

**Sec No: B.207**

**BU: 02130**

Position Number	Classification	FTE	Count	Gross Salary	State Benefits	Federally Mandated	Total
257104	[00500B] Executive Staff Assistant	1	1	\$75,275	\$57,297	\$5,132	\$137,704
257056	[90600P] Sheriff-Addison	1	1	\$109,616	\$74,128	\$7,759	\$191,503
257057	[90610P] Sheriff-Bennington	1	1	\$109,616	\$74,420	\$7,759	\$191,795
257058	[90620P] Sheriff-Caledonia	1	1	\$109,616	\$74,420	\$7,759	\$191,795
257059	[90630P] Sheriff-Chittenden	1	1	\$116,002	\$65,140	\$8,419	\$189,561
257060	[90640P] Sheriff-Essex	1	1	\$109,616	\$74,420	\$7,759	\$191,795
257061	[90650P] Sheriff-Franklin	1	1	\$76,731	\$31,237	\$5,642	\$113,610
257062	[90660P] Sheriff-Grand Isle	1	1	\$98,654	\$35,379	\$7,547	\$141,580
257063	[90670P] Sheriff-Lamoille	1	1	\$109,616	\$74,420	\$7,759	\$191,795
257064	[90680P] Sheriff-Orange	1	1	\$109,616	\$63,245	\$7,930	\$180,791
257065	[90690P] Sheriff-Orleans	1	1	\$109,616	\$63,245	\$7,930	\$180,791
257066	[90700P] Sheriff-Rutland	1	1	\$109,616	\$82,405	\$7,636	\$199,657
257067	[90710P] Sheriff-Washington	1	1	\$109,616	\$74,420	\$7,759	\$191,795
257068	[90720P] Sheriff-Windham	1	1	\$109,616	\$48,345	\$8,385	\$166,346
257069	[90730P] Sheriff-Windsor	1	1	\$109,616	\$33,444	\$8,385	\$151,445
257070	[94560E] Deputy Sheriff	1	1	\$84,490	\$67,279	\$5,836	\$157,605
257071	[94560E] Deputy Sheriff	1	1	\$70,699	\$36,797	\$5,181	\$112,677
257072	[94560E] Deputy Sheriff	1	1	\$75,442	\$47,572	\$5,771	\$128,785
257073	[94560E] Deputy Sheriff	1	1	\$84,490	\$67,279	\$5,836	\$157,605
257074	[94560E] Deputy Sheriff	1	1	\$86,882	\$67,674	\$6,020	\$160,576
257076	[94560E] Deputy Sheriff	1	1	\$77,667	\$65,228	\$5,314	\$148,209
257078	[94560E] Deputy Sheriff	1	1	\$77,667	\$65,228	\$5,314	\$148,209
257079	[94560E] Deputy Sheriff	1	1	\$59,883	\$44,413	\$4,581	\$108,877
257080	[94560E] Deputy Sheriff	1	1	\$84,490	\$67,279	\$5,836	\$157,605
257081	[94560E] Deputy Sheriff	1	1	\$89,315	\$57,553	\$6,377	\$153,245
257083	[94560E] Deputy Sheriff	1	1	\$84,490	\$56,104	\$6,008	\$146,602
257084	[94560E] Deputy Sheriff	1	1	\$86,882	\$62,628	\$6,647	\$156,157
257085	[94560E] Deputy Sheriff	1	1	\$84,490	\$41,204	\$6,236	\$131,930

257094	[94560E] Deputy Sheriff	1	1	\$59,883	\$44,413	\$4,581	\$108,877
257103	[94560E] Deputy Sheriff	1	1	\$79,830	\$65,877	\$5,480	\$151,187
257131	[94560E] Deputy Sheriff	1	1	\$84,490	\$67,054	\$5,836	\$157,380
257132	[94560E] Deputy Sheriff	1	1	\$84,490	\$40,979	\$6,236	\$131,705
257133	[94560E] Deputy Sheriff	1	1	\$77,667	\$64,940	\$5,314	\$147,921
257134	[94560E] Deputy Sheriff	1	1	\$84,490	\$44,107	\$6,191	\$134,788
257135	[94560E] Deputy Sheriff	1	1	\$89,315	\$48,996	\$6,377	\$144,688
257136	[94560E] Deputy Sheriff	1	1	\$86,882	\$41,921	\$6,419	\$135,222
257137	[94560E] Deputy Sheriff	1	1	\$79,830	\$65,877	\$5,480	\$151,187
257138	[94560E] Deputy Sheriff	1	1	\$70,699	\$63,134	\$4,781	\$138,614
257139	[94560E] Deputy Sheriff	1	1	\$79,830	\$65,877	\$5,480	\$151,187
257140	[94560E] Deputy Sheriff	1	1	\$59,883	\$44,413	\$4,581	\$108,877
257077	[94565E] Dir of Sheriffs Operations	1	1	\$82,410	\$25,371	\$6,304	\$114,085
<b>Total</b>		<b>41</b>	<b>41</b>	<b>\$3,639,024</b>	<b>\$2,355,162</b>	<b>\$261,577</b>	<b>\$6,255,763</b>

Fund #	Fund Name	FTE	Count	Gross Salary	State Benefits	Federally Mandated	Total
10000	10000 - General Fund	41	41	\$3,639,024	\$2,355,162	\$261,577	\$6,255,763
<b>Total</b>		<b>41</b>	<b>41</b>	<b>\$3,639,024</b>	<b>\$2,355,162</b>	<b>\$261,577</b>	<b>\$6,255,763</b>

## SHERIFF – STATE TRANSPORT PROGRAM FY27 INFORMATION

### SAS State Transport Program – SAS EDO

Data below current as of date noted below or if not indicated then Dec. 2025

The SAS State Transport Program continues to facilitate high-volume transportation of prisoners across the state.

In FY25, the program completed **4,035 total transports**.

As of December 2025, the FY26 YTD totals stand at **1,641 transports**. However, these figures represent an incomplete "snapshot" of performance rather than a definitive trend. Reporting inconsistencies—specifically missing data from several counties between July and November, contrasted with early December entries for others—require that current YTD percentages be interpreted with caution.

### Volume remains concentrated in a few key counties.

- **Chittenden County** continues to be the highest-volume county for transports, completing 511 transports YTD (54.6% of its FY25 total).

Other high-activity regions include:

- **Windham:** 238 transports YTD (45.8% of FY25 total).
- **Rutland:** 260 transports YTD (55.7% of FY25 total).
- **Bennington:** 169 transports YTD (40.4% of FY25 total).

### Per Diem Staff Utilization

The Sheriffs regularly supplement the staffing for the State Transport Program. When a State Transport Deputy (i.e. the State employees of the Dept of SAS) who conduct transports under 24 VSA 290, are absent from work for any reason - or when the number of transport orders exceed the State Transport Deputy team's ability to conduct the transport – a Sheriff will often deploy one of their own employees to conduct or assist with the transports.

While the program has utilized **38.5%** of the previous year's total per diem hours, specific counties are showing disproportionate growth:

- **Orange County:** Has already exceeded its entire FY25 per diem usage, recording 293 hours YTD compared to 211.5 hours in the previous full year.
- **High Dependency Units:** Orange (293 hrs.), Essex (190.75 hrs.), and Rutland (187.75 hrs.) represent the highest current per-diem demands.
- **Staffing Variances:** Conversely, Windsor County reports 54 transports YTD with 0 per diem hours, suggesting either a successful reliance on salaried staff or a significant lag in hourly reporting.

**Comparative Data. FY25 v. FY26 YTD**

County	FY25 Transports	FY25 Per Diem (Hrs)	FY26 YTD Transports	FY26 YTD Per-Diem (Hrs)
Addison	146	119.5	2	0
Bennington	418	569.5	169	144
Caledonia	299	114.75	130	58.75
Chittenden	936	15.5	511	32
Essex	35	193.25	21	190.75
Franklin	192	662.75	31	114.5
Grand Isle	4	33.5	1	3
Lamoille	71	697.75	20	144.25
Orange	16	211.5	28	293
Orleans	203	26.25	87	3.25
Rutland	467	180	260	187.75
Washington	238	382.5	89	119.25
Windham	520	18.25	238	0.5
Windsor	300	130	54	0
<b>TOTAL</b>	<b>4,035</b>	<b>3,355</b>	<b>1,641</b>	<b>1,291</b>

FY26 YTD (Dec. 2025 --- ½ year data)

FY26 YTD Total: 1,641

FY26 YTD Per Diem Hours: 1,291

Note: For FY26 YTD, not all counties have reported data July-November; data for transports in December not received from all counties.





## Appendix: SAS State Transport Program

	<b>FY25 Full Year</b>	<b>FY26 YTD (Dec 2025, Data incomplete)</b>
<b>Total Transports</b>	4,035	1,641
<b>Per Diem Hours</b>	3,355	1,291

**High Volume Transport Counties: Chittenden (511), Rutland (260), Windham (238), and Bennington (169).**  
Correlating with trial date utilization.

TIMOTHY LUEDERS-  
DUMONT, ESQ.  
EXECUTIVE DIRECTOR

PHONE: (802) 828-2891



110 State Street  
Montpelier, VT  
05633-6401

FAX: (802) 828-2881

STATE OF VERMONT  
OFFICE OF THE EXECUTIVE DIRECTOR  
DEPARTMENT OF STATE'S ATTORNEYS & SHERIFFS

To: Vermont Sheriffs   
Fr: Timothy Lueders-Dumont, Executive Director, Dept. of State's Attorneys and Sheriffs  
Re: Court Transport Orders  
Date: November 19, 2025

---

24 V.S.A. § 290(b) created full time SAS state paid deputy sheriff positions with a primary responsibility of transporting prisoners throughout the State, 24 V.S.A. § 290(b). Regardless, 24 V.S.A. § 290(b) does not obviate a Sheriff, or any other person or entity listed in the statute, from their duty to comply with a court order to transport a prisoner pursuant to 24 V.S.A. § 296 ("All commitments to a State correctional facility or to any other place named by the Commissioner of Corrections or committing court shall be made by any sheriff, deputy sheriff, State Police officer, police officer, or constable in the State, or the Commissioner of Corrections or his or her authorized agent.") (Emphasis added.)

The fact that a Sheriff's Department does not have an SAS state paid transport deputy "in-house" does not mean that the Sheriffs' Department has neither the obligation nor the authority to transport prisoners when so ordered, pursuant to 24 V.S.A. § 296.

The state paid transport deputies serve a vital role in moving prisoners throughout the State. However, the SAS state paid transport deputies are not solely responsible for Title 24 transportation. As outlined in 24 V.S.A. § 296, the Legislature created a wide pool of resources for the Judiciary to draw upon to move incarcerated persons throughout the State. This list of authorized persons – "sheriff, deputy sheriff, State Police officer, police officer, or constable in the State, or the Commissioner of Corrections or his or her authorized agent" – has not been amended by the Legislature during significant periods of legislative amendments to Chapter 5, subchapter 5 in general and 24 V.S.A. § 290(b) (state paid transport deputies) specifically indicating that the Legislature's expectation is that all persons and entities listed in 24 V.S.A. § 296 are authorized, and expected to comply with court orders, to transport prisoners.



Vermont Department of State's Attorneys and Sheriffs  
Office of the Executive Director

**Policy:** Primary Responsibilities of State-Paid Transport Deputies  
**Issue Date:** July 9, 2025  
**Issued by:** Tim Lueders-Dumont, Esq., Executive Director, Department of State's Attorneys and Sheriffs  
(SAS EDO or the Department)

**Purpose:** To outline the primary responsibilities and task limitations of SAS State-Paid Transport Deputies (SAS Transport Deputies) to ensure efficient and effective transportation of individuals in State custody for court-related proceedings.

**Scope:** This policy applies to all SAS Transport Deputies whose primary responsibility is the transportation of certain persons in the custody of the State of Vermont, primarily for criminal court appearances. Pursuant to 24 V.S.A. § 290(b), the SAS Executive Director "shall have the authority to determine job duties" of State-Paid Transport Deputies and the assignment of positions to county Sheriffs' Offices.

The work of SAS Transport Deputies includes assisting other Sheriffs' Offices and their staff with court-ordered transports when requested.<sup>1</sup> A request for assistance from another county must be referred to and approved by the supervising Sheriff.

It is preferable that transports take place during regular State business hours; however, the Department recognizes that the judges and court staff are not always cognizant of the fiscal impact to the Department's budget, nor the physical impact to the Department's SAS Transport Deputy staff members. In order to ensure proper fiscal and personnel management, if a transport needs to occur outside of State business hours, the SAS Transport Deputy/Deputies need to request prior approval from the Sheriff if the transport work will result in overtime and/or comp time. That Sheriff must then provide the proper notification and documentation to SAS EDO.

To ensure best practices and minimize liability, all individuals that represent as female, or where the individual has informed the court,<sup>2</sup> or the transport team, that they identify as female, or if they are being transported from the Chittenden Regional Correctional Facility (CRCF), will be accompanied by two transport deputies during transport.

---

<sup>1</sup> This situation might arise when SAS Transport Deputies from County X are fully occupied with other transports and thus assistance is requested from SAS Transport Deputies in County Y. Another scenario is when an individual needs transportation across multiple counties to or from a facility. In such cases, coordination and communication among Sheriffs, SAS Transport Deputies, and, as needed, the Director of Sheriffs' Operations and the SAS EDO are essential for successful logistics and best practices.

<sup>2</sup> Including where the court relays this information to the transport team.

## **SAS Transport Deputies' Responsibilities:**

### Criminal Court Transport.

- Transporting individuals who are in the custody of the State of Vermont, primarily for criminal court appearances. This does not include those transports covered by a separate contract with Vermont's Agency of Human Services (AHS) (e.g., DCF, DAIL, DMH, DOC, etc.) or other contracts. Transports for civil court appearances must be pre-authorized by the SAS EDO but are generally prohibited.

### Family Division Transport.

- Where there has been a court order, transporting individuals who are detained and in the custody of the State of Vermont for:
  - Youthful Offenders (YO) Hearings,
  - Juvenile Delinquency Hearings,
  - Termination of Parental Rights (TPR) Hearings, but only until allocated funds are exhausted and only after approval by SAS EDO.

### Extraditions.

- Facilitate the transport of individuals where an extradition order has been issued, and where the extradition work by a SAS Transport Deputy or Sheriff has been approved for payment by the SAS EDO.

### Security at Final Relief from Abuse (RFA) Property Retrievals.

- SAS Transport Deputies may only assist with security during property retrievals as part of final RFA security measures, as approved by SAS EDO

### Warrant Turn-Ins.

- Assist, as long as not otherwise engaged in, or obligated during that same timeframe, with their primary transport duties, in the transport for individuals who turn themselves in at court on a warrant and then require transport to a Vermont Department of Corrections' (DOC) facility from the courthouse. It should be noted that any law enforcement officer, and any law enforcement agency, including municipal officers and Vermont State Police, may be ordered by a court to transport a person to a facility from a courthouse and vice versa. It should be noted that a judge may also order DOC to transport a person.

## **Additional SAS Transport Deputies' Duties:**

SAS Transport Deputies may perform duties listed below at the discretion of your Sheriff, but only when such activities occur during State business hours, and when not otherwise engaged in, or obligated during that same timeframe, with their primary transport duties. Activities listed below may not be performed if they will require overtime/comp time, or the use of per diems, unless explicitly pre-authorized by the SAS EDO.

- Assist municipal police or Vermont State Police in transporting individuals on a warrant.
- Facilitate transport under a mittimus order that is not a court-ordered transport.
- Conduct facility-to-facility transport in preparation for a transport of a defendant to court, but only when DOC has first been asked to move the defendant, and only when DOC has informed the Sheriff



or the SAS Transport Deputy, in writing, that they are unable to move a defendant after a request has been submitted.

- When there are no scheduled transports and none expected for the day, an SAS Transport Deputy may perform other duties that have been approved by SAS EDO. Those duties may not conflict with their transport duties or result in the SAS Transport Deputy's time being charged to another State or federal agency/department or private contract at the same time it is being charged to the SAS. Any questions or disputes regarding allowable assignments or other non-transport work assignments must be reviewed and decided by the SAS Executive Director.
- Deputies must adhere to all relevant State of Vermont and federal laws and regulations; policies of the SAS, their Sheriff, and the VCJC while performing their duties.

#### **Work Task Exclusions:**

SAS Transport Deputies are not responsible for the following:

- Department for Children and Families (DCF) transports, which fall under AHS contracts.
- Mental Health (MH) transports, which fall under MH contracts under AHS (DMH, DAIL, etc.), unless it involves a criminal case and not otherwise covered by an existing contract.
- Certain status conferences<sup>3</sup> (*see footnote 3 below*), unless it is a court-ordered transport for a motion hearing, change-of-plea hearing, trial, sentencing hearing, or other serious hearing where an in-person appearance is required by a court order. It should be noted that if a Judge orders a person to be transported for a status conference, the court or parties may expect or intend for that event to potentially include a change-of-plea, or other dispositional-related outcome. As such, the transport team should inquire, as soon as possible, with court staff and parties to obtain further information. Questions concerning status conferences often require further inquiry by the transport team, or Sheriff, with court staff and prosecutorial staff. The SAS EDO can assist in facilitating communication between SAS Transport Deputies and SAS prosecutorial staff.
- SAS Transport Deputies must not engage in any task or activity while on duty that conflicts with their duties as an SAS Transport Deputy or their duties as a sworn law enforcement officer.

**Approval and Oversight:** Any transport activities outside the defined responsibilities require prior approval from the SAS EDO. Approval can be obtained from the Department of SAS by contacting the Director of Sheriffs' Operations, or if not available, SAS Executive Assistant.

**Review and Amendments:** This policy is subject to periodic alteration and review at the discretion of the SAS EDO and may be amended as necessary. Any changes will be sent to each Sheriff and SAS Transport Deputy in writing.

---

<sup>3</sup> NOTE: a hearing listed as a "status conference" may be mislabeled by court staff and may sometimes evolve into a change-of-plea hearing or even be intended to be a change-of-plea event. If the transport team has questions about the nature of a court event that is labeled as a "status conference," they should contact the involved Deputy State's Attorney or State's Attorney—or court staff—as soon as possible. If there is any possibility of a plea agreement or change-of-plea, prioritizing that transport is beneficial as it may result in a release from a DOC facility and final case disposition (which will result in future savings). However, if a court hearing is labeled as a "status conference" and if that event conflicts with more time-sensitive proceedings like a bail hearing, sentencing, or trial, those higher-priority events MUST take precedence.

**STATE OF VERMONT  
VERMONT SUPREME COURT  
JANUARY TERM, 2026**

**Order Promulgating Amendments to Administrative Order No. 18**

Pursuant to the Vermont Constitution, Chapter II, §§ 30, 31 and 37, Administrative Order No. 18, is hereby amended as follows (new matter underlined, deleted matter struck through):

**Administrative Order No. 18**

**CHIEF SUPERIOR JUDGE**

Pursuant to the Vermont Constitution, Chapter II, §§ 30, 31 and 37, the Supreme Court issues the following order creating a Chief Superior Judge and authorizing the Chief Superior Judge to exercise all powers necessary to perform the assigned duties under the direction of the Supreme Court.

(9) Resolve scheduling conflicts relating to the transport of detained persons, including the issuance of policies relating to prioritization of transports, as well as the issuance of procedures and forms to be used to resolve conflicts; and

(9 10) Carry out the responsibilities of the Chief Superior Judge as are established by law.

This Order is effective immediately.

Dated in Chambers at Montpelier, Vermont, this 6<sup>th</sup> day of January, 2026.



Signed by the Vermont Supreme Court

\_\_\_\_\_  
Paul L. Reiber, Chief Justice

\_\_\_\_\_  
Harold E. Eaton, Jr., Associate Justice

\_\_\_\_\_  
Nancy J. Waples, Associate Justice



## Vermont Department of State's Attorneys and Sheriffs

To: Vermont Sheriffs  
Fr: Timothy Lueders-Dumont, Executive Director, Dept. of State's Attorneys and Sheriffs  
Re: Model Compensation and Benefits Policy for Sheriffs (pursuant to Act 30, 2023)  
Issued: 12/05/2025

**Position Definition:** Managerial work involving the administration of various work divisions and personnel within a county Sheriff's Department. As a constitutional and elected officer, a Vermont Sheriff is responsible for establishing policies and procedures and/or ensuring compliance with those established by the Vermont Criminal Justice Council (VCJC); oversight and management of personnel, contracts for services, and multiple public and private funding streams and budgets; and providing law enforcement services in the county in order to ensure the welfare and safety of individuals and the general public.

Management and supervision is exercised over law enforcement officers, and other professional, technical, and administrative employees. A Sheriff is required to maintain professional and ethical standards as required by county, state and federal agencies including, but not limited to, the Vermont Criminal Justice Council (for certified Vermont law enforcement officers), the Vermont Ethics Commission, the Vermont State Auditor, the Vermont Department of State's Attorneys and Sheriffs (SAS), and other partners agencies.

**Job Description:** Under 24 V.S.A. 290. A Sheriff's Department is established in each county, consisting of the elected Sheriff and supporting staff. A Sheriff plans, organizes, directs and supervises the assignments of both law enforcement and civilian staff members. Must ensure compliance with State and federal laws, policies, rules and regulations of the State of Vermont, Vermont Criminal Justice Center, and the Department of SAS. Must be compliant with fiscal and auditing requirements for county, State and federal funds. Plans staffing and resource needs, reviews production standards and workflow processes. Reviews forms and procedures affecting assigned sections. Evaluates work of subordinates for adherence to department standards. Evaluates needs relative to staffing, equipment, and space; proposes necessary revisions or additions. Prepares budget that identifies work tasks, goals, staffing, and other resources needed. Assists in the development and publication of educational/informational materials to facilitate and improve user and public awareness of services, and of laws and regulations. Ensures necessary coordination with other Sheriffs, law enforcement agencies, community partners, the Department of SAS, and others. Must communicate and be responsive to the public and the media, and must comply with public records obligations and requests. May recommend statutory changes as appropriate. Directs and participates in initiatives which are legislatively, federally, or administratively mandated. Represents their Sheriff's Department at conferences, committees, and meetings. Engages in special projects that increase public safety. Performs a wide array of duties relating to the role of a Sheriff. A Sheriff must have comprehensive knowledge and understanding of all aspects of work performed by the Sheriff, Deputy Sheriffs, Transport Deputies, Dispatch, Fiscal, Administrative and MH Counseling staff. Must understand laws and procedures relating to civil process. Must have thorough knowledge of court security procedures. Sheriffs must reside in the State of Vermont. When working for more than three consecutive workdays outside of Vermont, the Sheriff must provide written notice to the Vermont Dept. of State's Attorneys and Sheriffs.



Examples of work and necessary knowledge, skills and abilities include, but are not limited to:

- Directs preparation of training programs, standards, and procedures.
- Thorough knowledge of international, federal, and Vermont State laws, rules and regulations.
- Considerable knowledge of the principles and practices of public administration.
- Considerable knowledge of management and supervisory practices and procedures.
- Knowledge of budget and fiscal management practices.
- Ability to interpret and apply laws, rules, and regulations of significant complexity.
- Ability to analyze problems and recommend solutions.
- Ability to communicate effectively orally and in writing.
- Ability to work independently and as a team.
- Ability to work independently and make effective and timely decisions.
- Ability to meet, communicate, and interact with the public in stressful situations.
- Ability to manage multiple but diverse assignments and meet deadline situations.
- Ability to plan, assign, supervise, and evaluate the work of subordinates.
- Ability to establish and maintain effective working relationships.

Each of the fourteen Vermont Sheriffs are responsible in varying degrees for the following work tasks:

- Direct the development and implementation of goals, policies, and procedures for their office.
- Represent the Sheriff's Department in government meetings and coordinate with other public services.
- Coordinate with other law enforcement agencies on the county, State and federal level.
- Represent the Sheriff's Department with community organizations and the media.
- Oversee all law enforcement functions in their agencies' jurisdiction.
- Develop and manage effective recruitment, interviewing, selection and training of all personnel.
- Oversee all business management and accounting to include payroll, employee benefits, retirement and earned holiday, overtime, sick and vacation time.
- Prepare and manage budgets and funds from the county for their department.
- Help Vermont courthouse security by contract with the Judiciary, and by providing support from State Transport Deputies when they are available to assist.
- Monitor and manage the transportation of prisoners, juveniles, and persons with mental health challenges.
- Help AHS by monitoring juveniles in DCF custody while awaiting transport or placement.
- Oversee the property maintenance and management of sheriff's department, county lockups and other sheriff's department properties.
- Provide law enforcement services to local communities.
- Complete required VCJC certification training and department training.
- Negotiate and manage all contracted services and projects and all related funds and personnel.
- Purchase and manage vehicles, uniforms and equipment. Manage local and regional emergency communications sites, PSAP's, equipment, personnel and mandatory training and certification(s).



- Responsible for implementing and overseeing state and federal mandates applicable to their department.
- Respond to Legislative questions and concerns, and provide testimony at legislative committee hearings.
- Conduct public education, engage with schools, churches, community and social service programs.
- Assist with the needs of the community members particularly those who are victims of crime, struggling with addiction, food insecurity, homelessness, mental health challenges, or other issues that may bring the person or their families in contact with the Sheriff department staff.
- As an elected official, a Sheriff must communicate in a timely manner to constituents.
- Must be available to assist the State of Vermont, the Governor, other law enforcement agencies and first responders during any calls for assistance during emergencies

In addition, a statutory review of the assignments given to the Sheriffs includes the following:

- 12 VSA 691: serving civil or criminal process
- 12 VSA 696: receive, execute and return writs or precept
- 13 VSA 4948: serving warrants
- 13 VSA 7554: electronic monitoring
- 15 VSA 800: child support enforcement
- 15 VSA 1105: serve abuse prevention orders
- 16 VSA 1125: ex officio truant officers
- 18 VSA 617: assistance to local health officer
- 20 VSA 27: auxiliary State police in emergencies
- 20 VSA 1847: assistance in missing persons and search and rescue missions
- 20 VSA 2053: assistance in supporting uniform criminal recordkeeping and checks
- 20 VSA 2221: governor-called assistance for preservation of public peace
- 21 VSA 225: serve VOSHA citations or WC misclassification citations
- 24 VSA 299: general reference to peace officer
- 24 VSA 296: transportation of prisoners
- 24 VSA 307: employment of deputy sheriffs

Sheriffs are included in statutorily-established councils, boards and panels:

- Racial Disparities in the Criminal and Juvenile Justice System Advisory Panel
- Governor's Emergency Preparedness Advisory Council
- Vermont Criminal Justice Council
- Governor's Snowmobile Council
- Law Enforcement Advisory Board
- Vermont Enhanced E-911 Board

#### Model Compensation:

Vermont Sheriffs' salaries are established by the legislature and outlined in 32 VSA § 1182.

The Department of SAS recommends that a more comprehensive review of the Sheriffs' salary/compensation be undertaken in FY26, such as a market factor analysis, to determine the relative comparability and equity of their compensation.

The Legislature determines annual increases for elected and appointed officials. While these increases often follow the annual cost-of-living-adjustments under the State Executive branch collective bargaining agreements, there is no obligation for the Legislature to extend pay increases to the elected or appointed officials. Further, the elected and appointed officials do not have a step system rewarding tenure and performance, and they have been left out of mid-year non-recurring bonuses, and "as if step equivalent percentage 1.9%, for several years now. The base compensation for the Sheriffs is not comparable to those law enforcement officers who are at equivalent 'rank and responsibility' to the Sheriffs. Unlike many other State of Vermont law enforcement officers, the Sheriffs receive no overtime, no compensatory time, no "as if worked hours" compensation each pay period, no clothing allowance, no on-call or call out pay, no tuition reimbursement; and because they are elected officials, they are ineligible for the State of Vermont, State Employee Group C Law Enforcement Retirement System.

A Sheriff's compensation is also determined by their law enforcement certification, or lack thereof. The statute provides for a reduction in the salary of a Sheriff based upon VCJC law enforcement certification:

- Reduced by 10% for a Sheriff who has only Level II certification.
- Reduced by 20% for a Sheriff who has only Level 1 certification.
- Reduced by 30% for a Sheriff who has no law enforcement certification.
- Note: In order to supervise law enforcement officers, a Sheriff must have Vermont Criminal Justice Council certification.

By statute, it is contemplated that Sheriffs seek out funding for their operations from contracts that will support their work – including, but not limited to, operations, staff, training, equipment, etc. The Legislature established the Sheriff Departments in a "public-private model", encouraging entrepreneurial/commercial engagement for their operations. Failure to engage in contract work can seriously undermine the fiscal stability of a Sheriff's department since the Sheriffs rely upon those contracts help pay the salary, benefits and equipment for their staff. Given the difficulty in recruiting and retaining certified law enforcement officers here in Vermont and nationwide, the competition for staff is intense, and contract funds help to keep salaries and benefits at least, minimally in some cases, competitive.

Another important point regarding the use of funds from the Sheriffs' contracts is the "underwriting" that the Sheriffs do of the State Transport Program, see 24 V.S.A. 290 (b). The Sheriffs' specialized vehicles and the VCJC-certified officers' training, uniforms and firearms, and other equipment are not paid for by the State or the Vt. Dept. of State's Attorneys, but by the Sheriffs from their own department revenues.

The Vermont Department of State's Attorneys and Sheriffs, under the directive and authority given to it under Act 30, is required to create a "model compensation and benefits policy" for the Sheriffs, to wit:

*"Funds derived from charges for the administration of a contract, if used for sheriff, sheriff deputy, or other departmental employee compensation, bonuses, salary supplements, retirement contributions, or employment benefits, shall be expended in accordance with the model policy created and maintained by the Department of State's Attorneys and Sheriffs. Willful failure to comply with this policy shall constitute Category B conduct pursuant to 20 V.S.A. § 2401(2); and,*

*Notwithstanding 24 V.S.A. § 291a (c), prior to a sheriff's department adopting the Sheriff's Departments' Compensation and Benefits Model Policy, a sheriff's department may use funds derived from contract administrative overhead fees to make supplemental salary payments to a sheriff of not more than 50 percent of the annual compensation for a sheriff, provided that the sheriff has been in office at least two years; and to any employee of a sheriff's department or a sheriff that has been in office less than two years of not more than 10 percent of the annual compensation for the employee. Funds derived from contract administrative overhead fees shall not be used for any other bonus or supplemental employment benefit payment".*

Prior to Act 30, the statute permitted a Sheriff to retain up to 5% of the cost of the contract for the work and administration of the contract. These charges are analogous to the Indirect Cost Rate that State agencies and departments regularly charge to the federal government on contracts that the State agency or department is administering. Generally, those charges include but are not limited to fulfilling contract terms; training, supervision and performance of the staff assigned to the contract; liability costs (general liability, worker's comp); costs of vehicle and equipment utilized in the performance of the contract work; data collection and reporting; fiscal work relating to the contract; etc.

Sheriff's duties and responsibilities most closely align with a Vermont State Police Major's position. Thus, a Sheriff's salary should be equal to the total compensation of the highest paid Vermont State Police Major. The State of Vermont benefits for state employee positions – including the Sheriffs – are essentially the same in terms of health, dental, life, disability insurances. The State Police are in State Group C Retirement, while the Sheriffs are in a mix of State Group F and the newly-instituted State Group G which better compares to the State Group C. Sheriffs and Deputies\* hired on or after January 1, 2025, will be in State Group G, with normal retirement eligibility with 20 years of service. Existing employees have the option of remaining in their current retirement plan. (\*refers to the Sheriffs' non-State deputies). Since Sheriffs are elected officials, they are not permitted into Group C, which has a mandatory retirement age of 57.5 years of age. As elected officials, Sheriffs are not required to retire at any specific age which permits longer salary earnings if they choose to remain - and are successfully reelected.



The directives in 2023's Act 30 requires the Vermont Department of State's Attorneys and Sheriffs, in consultation with VTDHR and VT Auditor's Office, to develop a Model Compensation and Benefits Policy for the Sheriffs (see above). This Compensation and Benefits policy, after first initiated, shall be reviewed annually, not later than September 15<sup>th</sup>, by the SAS Executive Director, the SAS Director of Sheriffs Operations, and the Sheriffs Association Executive Committee, and may be adjusted by the SAS Executive Director in order to reflect fair and equitable compensation and benefits to the Sheriffs.

This document reflects the initial determination by the Vermont Department of State's Attorneys and Sheriffs for the FY26 Sheriffs Compensation and Benefits Policy. This policy shall be reviewed by the Vt Dept. of State's Attorneys and Sheriffs, in consultation with the Sheriffs' Executive Committee, not later than September 15<sup>th</sup> of each year. After reviewing factors relating to the Sheriffs' operational funding and compensation for the Sheriffs and their staff, and in consultation with the State entities with which consultation was required, the Vermont Department of State's Attorneys and Sheriffs has determined the following as the model policy for compensation and benefits:

With the adoption of this policy by the Department of SAS, the statute again permits a Sheriff to retain up to 5% of the cost of the contract for the work and administration of the contract. A sheriff may retain contract administrative fees, up to 5%, from the period of January 1, 2025 to December 31, 2025, for the following purposes:<sup>1</sup>

1. For salary income for the Sheriff. A Sheriff's allocation from the 5% toward their salary adjustment is permitted to allow the Sheriff's total compensation (i.e. the Sheriff's statutory State salary and State benefits) to be equivalent to the total compensation for the highest paid VSP Major. The Department of State's Attorneys and Sheriffs (SAS) will provide the Sheriffs with the total compensation information for both the highest paid VSP Major and for each individual Sheriff. The Department of SAS will utilize the salary figures from the payroll report immediately preceding September 15<sup>th</sup> each year so that the annual review of this policy will have updated information.

The Vermont Legislature establishes elected officials' base-statutory salary figures before the end of the legislative session.

Act 30 also stated: *"Funds derived from charges for the administration of a contract, if used for sheriff, sheriff deputy, or other departmental employee compensation, bonuses, salary supplements,*

---

<sup>1</sup> A Sheriff may request to retain contract administrative fees of up to 5% for the time period between July 1, 2024 and December 31, 2024. The SAS Executive Director may review the request. Review is contingent upon the Sheriff submitting any and all proper documentation demonstrating that the fee retention and proposed expenditure complies with any applicable laws and policies. Indemnification: By submitting such a request, the Sheriff agrees to indemnify and hold harmless the Department of State's Attorney and Sheriffs from any liability or costs associated with any subsequent non-compliance with any applicable law or policy.



*retirement contributions, or employment benefits, shall be expended in accordance with the model policy created and maintained by the Department of State's Attorneys and Sheriffs. Willful failure to comply with this policy shall constitute Category B conduct pursuant to 20 V.S.A. § 2401(2)."*

As such, the Department's policy relating to these other expenditures is as follows:

2. Permits the Sheriff to provide staff in their Sheriff's department an increase of not more than 35% of their annual salary. All payments must be through the Sheriff's formal payroll system.
3. If a Sheriff employs a State Transport Deputy (State employee) in a part-time role for the Sheriff's own department, the annual salary figure permissible for calculating the allowable increase outlined in #3 above shall be only those hours paid to the individual directly by the Sheriff's own department and payroll system, not the combination of the employee's State and Sheriff's Dept. salary.  
*Note: Any hours worked by a State Transport Deputy (State employee) for the Sheriff may not coincide with any hours for which the State Transport Deputy is compensated by the State of Vermont Department of State's Attorneys and Sheriffs for regular or overtime hours worked.*
4. For annual costs that the Sheriff may incur for employer-sponsored programs for staff health insurance, dental insurance, life insurance, retirement, and long-term disability insurance.
5. For recruitment of staff including sign-on bonuses, which shall be limited to the amount determined annually under this policy. Such determination shall be based upon a review by SAS Director of Sheriffs Operations of current Vermont state and municipal law enforcement agencies/departments sign on bonuses, as adopted in the SAS Compensation and Benefits Policy. This provision for sign-on bonuses must be reviewed each year, not later than September 15<sup>th</sup> of each year for the annual update and issuance of this Compensation and Benefits policy.
6. For recruitment of staff through the purchase of retirement time ("air-time") for an employee in their current retirement system, of not more than two years' time cost. Payments may be made to the employee for purpose of their purchasing retirement "airtime", and will require full and proper documentation presented to the SAS Executive Director and Director of Sheriff Operations before such funding to the potential employee is awarded. This provision for air-time purchase must be reviewed under this policy each year, not later than September 15<sup>th</sup> of each year for the annual update and issuance of this Compensation and Benefits policy.

7. For an employee emergency care fund, such as a house fire; a hospitalization of an employee or family member for a serious injury or illness to help with transportation or lodging costs; or other such emergency. In such situations, the amount of funds allowed to be granted may not exceed \$3,000, and must be paid through the Sheriff's department's payroll system.
8. The use of the 5% can be used for the Sheriff's department operational costs.

All such payments in this policy must be made through the Sheriff's department's formal payroll system with all federal and state payroll taxes deducted through that formal system. The use of the 5% contract fees earned by the Sheriff's Department shall not be used for any other payments to an employee except as provided for in SAS Sheriffs' Compensation and Benefit Policy, unless the Sheriff requests and receives a waiver for a specific purpose from the SAS Executive Director and the Sheriffs' Executive Committee.

In accordance with Vermont statutory provisions (24VSA 291(d), the compensation must be awarded within the same calendar year in which the revenue was received by the Sheriff's department from the contracts.

Willful failure to comply with this policy shall constitute Category B conduct pursuant to 20 V.S.A. § 2401(2).

Recommendation to the Sheriffs' for Salary Compensation for the Sheriffs' "Other" Staff:

For the Sheriff's own staff (i.e. non-state employees), the State of Vermont's Classified Pay Plan can help provide the guidance for minimum and maximum salaries, relative to the individual's prior work experience, and in some cases, education and/or certification. These salary figures can be helpful in assessing deputies, dispatchers, fiscal and administrative support staff. The Department of SAS can guide a Sheriff in those salary determinations if requested.

REMINDER: In order to collect administrative fees from your contracts, the Vermont statute requires that you incorporate certain language into that contract. The statute says that "No compensation may be paid to a sheriff for administration of the contract or related services unless the contract sets forth in writing the rate or method of calculation for the compensation and a schedule of payment; provided that a sheriff's compensation for administration shall not exceed five percent of the contract. A sheriff's rate of compensation shall be at a rate equivalent to other employees of the department who provide similar services under the contract."