

January 31 Monthly Housing Report

In accordance with Act 27 (2025)

Submitted by the Department for Children and Families

The Big Picture

(As of January 19, 2026)



1257

Number of households in the GA Emergency Housing Program as of 1/19/2026



3,386

Number of people from [2025 Point-in-Time Sheltered & Unsheltered Homelessness Count](#) that took place on 1/22/25



4,523

Number of individuals with completed assessments for [Vermont Coordinated Entry Dashboard](#) on 1/12/2026

Households By District

This is the current district data on all households in the GA Housing program as of 1/19/2026.

District Office	Rooms	Households	Adults	Children
Barre District Office	160	157	215	33
Bennington District Office	198	194	259	57
Brattleboro District Office	100	96	132	71
Burlington District Office	237	228	327	131
Hartford District Office	112	111	145	25
Middlebury District Office	15	15	17	*
Morrisville District Office	30	30	37	*
Newport District Office	40	40	43	*
Rutland District Office	229	222	296	95
Springfield District Office	43	41	56	23
St Albans District Office	70	69	80	27
St Johnsbury District Office	54	54	69	*
Total	1288	1257	1676	481

* Data is suppressed when less than 12

Eligibility Category of Households

This is the current eligibility data on all households in the GA Housing program as of 1/19/2026.

Approval Category	Count
Age 65+	125
Court Ordered/Constructive Eviction	30
Disabled (201G-VR)	320
Disabled (SSI/SSDI)	431
Domestic Violence	23
Families with Children	313
Pregnant	*
Natural Disaster	*
Death of a Spouse, Domestic Partner or Minor Child	*
Grand Total	1257

* Data is suppressed when less than 12

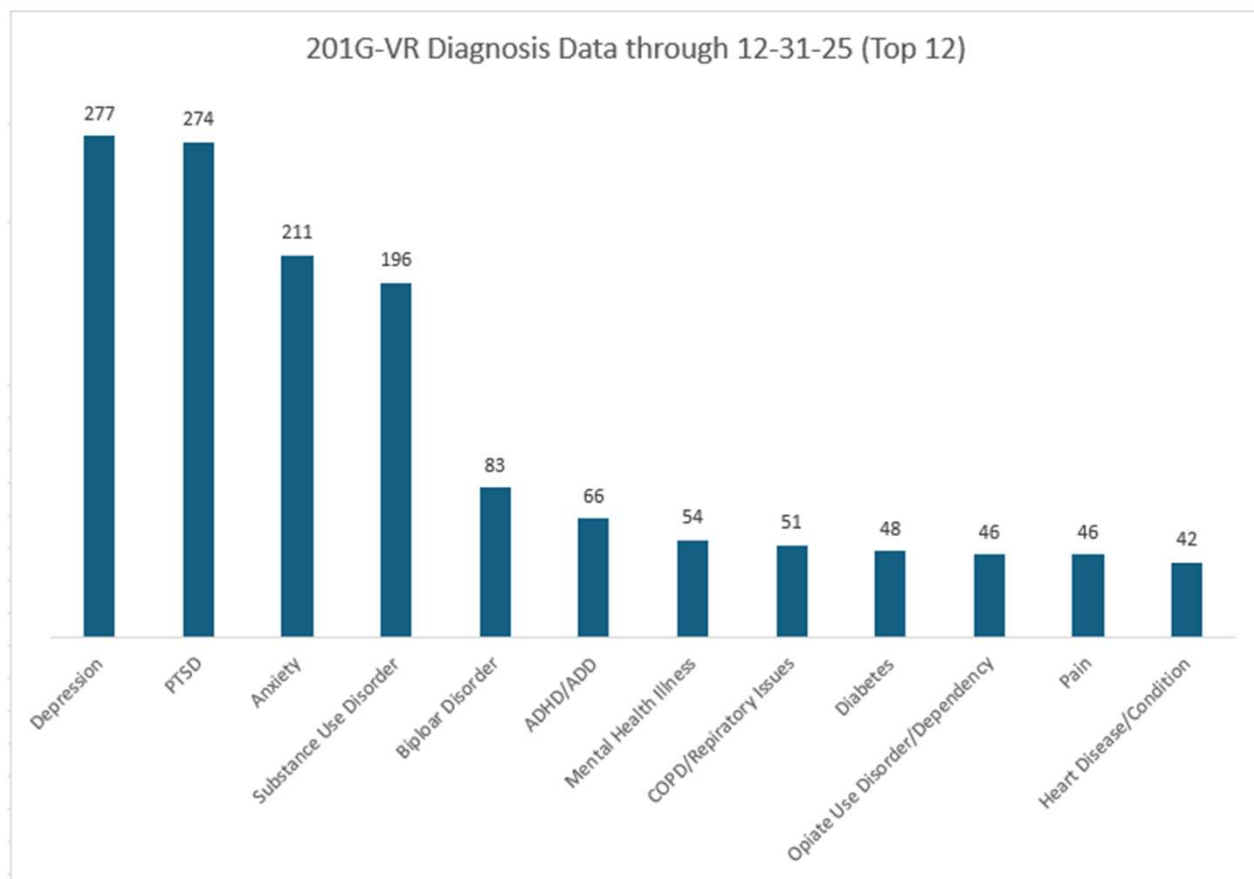
Notes:

- The [range of individuals in SSI/SSDI](#) crosses a range of acuity and health challenge– it can be mental health, chronic health condition, or a physical disability.

Disability reasons documented on the Medical Variance Form (201G-VR)

This form must be used to document a qualifying disability or health condition under General Assistance (GA) rule 2652.2, Emergency Housing Assistance for applicants who are not in receipt of SSI or SSDI but claim a disability.

The top 12 first reasons listed on the 201G-VR form are the following:



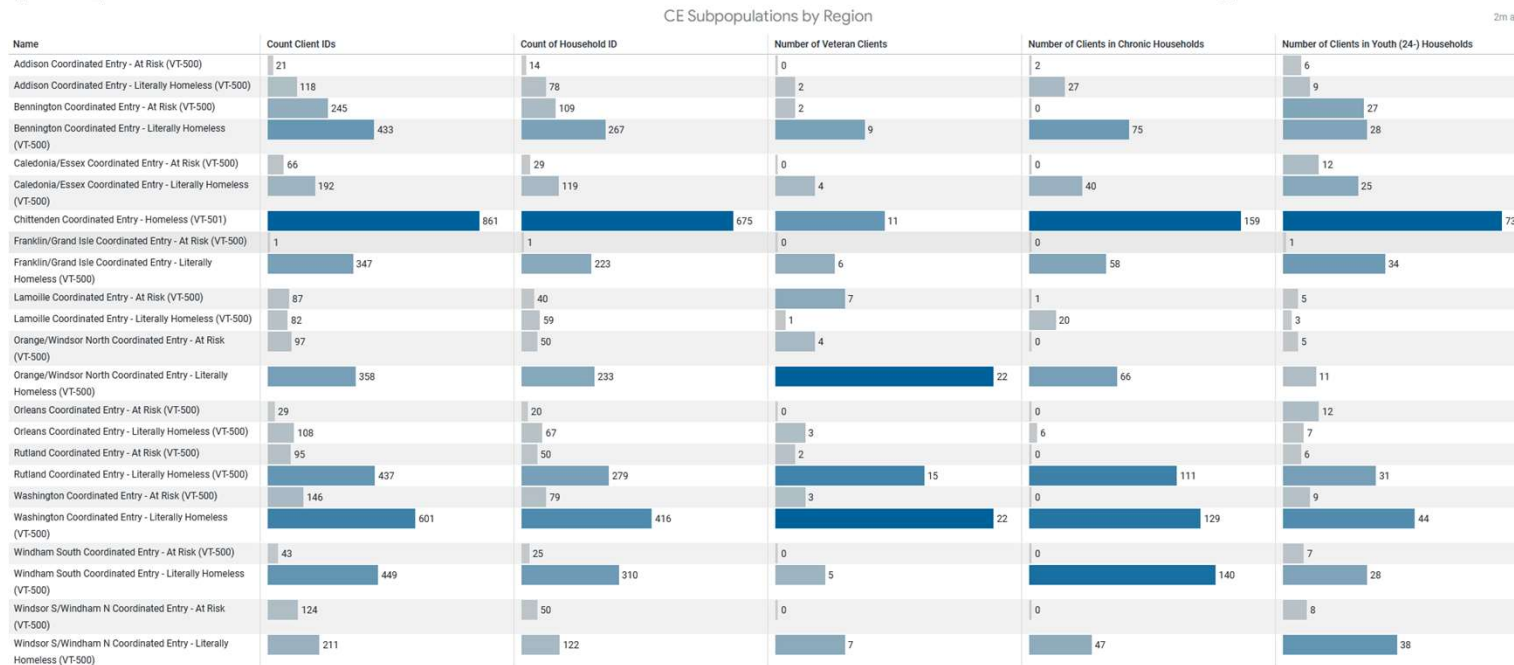
This data is from 2024 and 2025 combined, and does not include SSI/SSDI

Screening and Case Management

Numbers on specific case management program lines represent the number of households receiving the General Assistance Hotel Benefit that are also receiving benefits through that program.

Case Management Program	Number receiving GA Hotel Benefit (as of 1/14/25)
Choices for Care	29
Vermont Chronic Care Initiative	57
DMH Complex Needs (formerly CRT)	36
Reach Up	106

Subpopulations Enrolled in Coordinated Entry December 2025

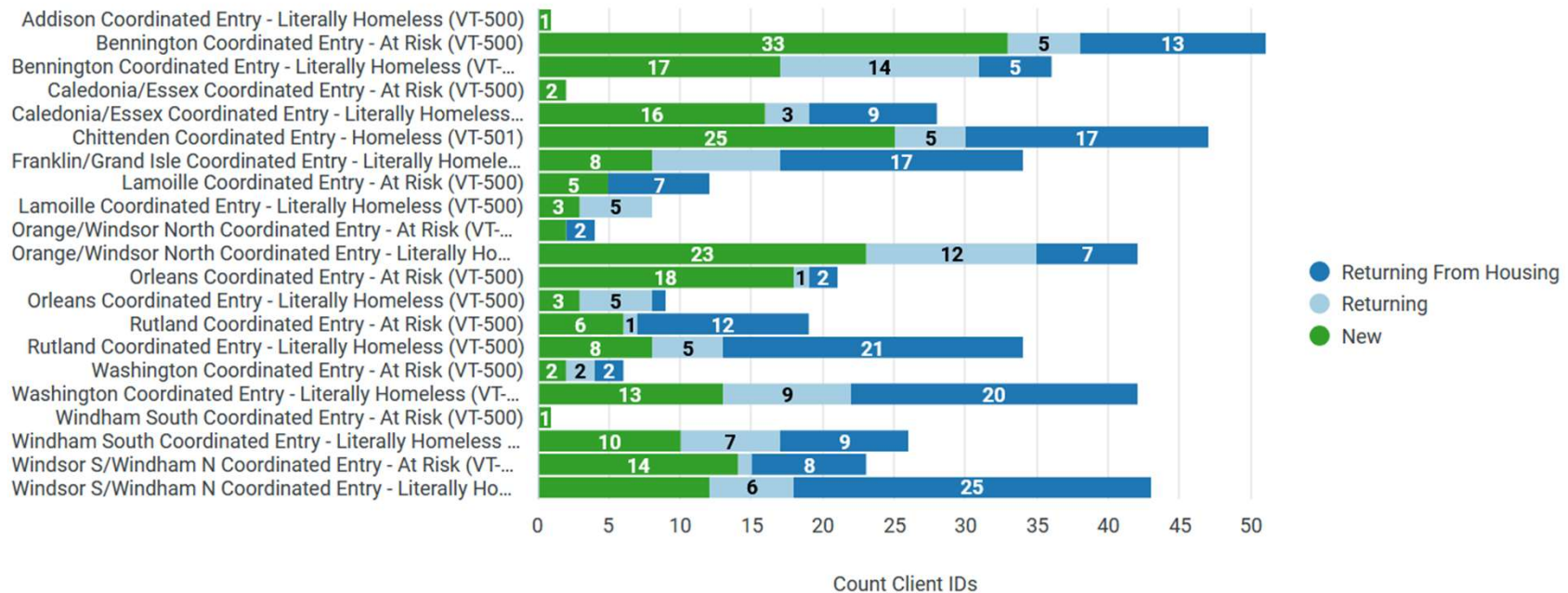


This table shows the number of clients enrolled in Coordinated Entry during the past month, the number of households those clients were in, the number of clients that were veterans, the number of clients that were in chronically homeless households (as defined [here](#)), and the number of clients in a household where the head of household was 24 years of age or under, broken down by the local housing coalitions throughout Vermont.

Source: <https://icalliances.org/vermont-coordinated-entry-dashboard>

New and Returning Enrollments by Region December 2025

CE New and Returning Enrollments by Region

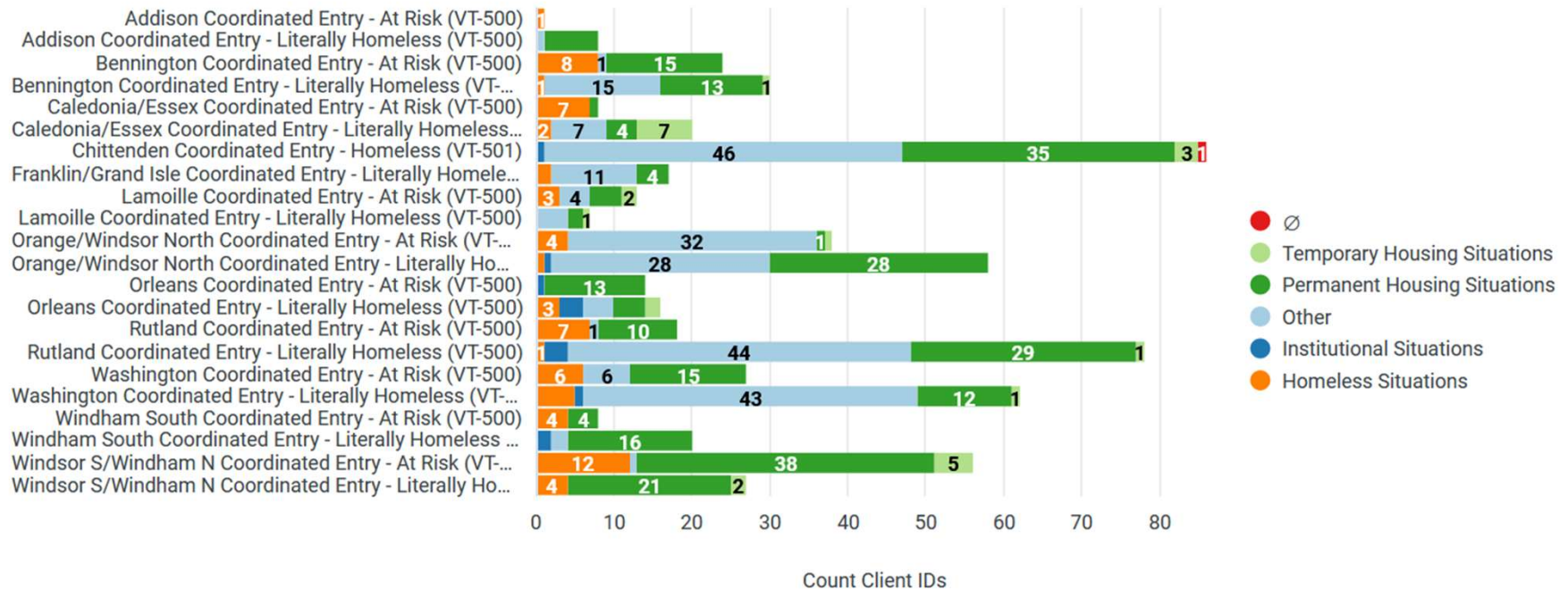


This chart categorizes clients that have entered CE in the past complete month into “Returning From Housing” (Clients that had an exit in HMIS to a permanent destination prior to enrolling in CE), “Returning” (Clients that had an exit in HMIS to a non-permanent destination prior to enrolling in CE), and “New” (Clients that had no exit in HMIS prior to enrolling in CE), broken down by the local housing coalitions throughout Vermont.

Source: <https://icalliances.org/vermont-coordinated-entry-dashboard>

CE Exit Destination by Region December 2025

CE Exit Destination Categories by Region



This chart breaks down the Exit Destinations of clients leaving CE in the past complete month into categories described in [Appendix A of the HMIS Data Standards](#), broken down by the local housing coalitions throughout Vermont.

Source: <https://icalliances.org/vermont-coordinated-entry-dashboard>

Housing Opportunity Grant Program (HOP) Status Update

New base funding for HOP grants was prioritized for emergency shelter expansion, including the preservation of shelter capacity created with one-time funding in State Fiscal Year (SFY) 25 and increased capacity in SFY26.

The **Annual HOP Award Summaries** are available online, and an updated report for SFY26 is now [available](#).

The status of contracts for housing and supportive services resulting from the Agency's requests for proposals can be found at <https://www.vermontbusinessregistry.com/>. No contracts were awarded in response to the May 24, 2023 RFP.

Emergency Shelter Capacity

County	Total Current Household Capacity
Addison	62
Bennington	31
Caledonia	36
Chittenden	215
Franklin	40
Lamoille	31
Orleans	7
Rutland	34
Washington	118
Windham	56
Windsor	50
Grand Total	680

Emergency Shelter Capacity Updates

Ongoing Operations at State-Started Shelters –

- CVOEO is operating a family shelter in Williston while working with Champlain Housing Trust to shift to a permanent location in February 2026.
- Lamoille Community House is operating a family shelter at the Waterbury Armory this season, November-June operating period.

Seasonal capacity is now online, this capacity begins to close at the end of March.

Emergency apartment capacity is growing, with existing providers expanding their capacity across the state.

BROC Community Action opened new emergency shelter capacity in Rutland, a new 10 bed shelter for adults.

Good Samaritan Haven is planning to open a new year-round shelter in Montpelier in March 2026, it is anticipated to create capacity for 17 individuals.

Champlain Valley Office of Economic Opportunity and the Howard Center will be operating a recovery-oriented emergency shelter in Burlington, anticipated to open in February 2026.

Groundworks, Upper Valley Haven, NEKCA, BROC/Cornerstone Housing Partners have shelter construction projects underway and anticipate opening during State Fiscal Year 2027., which could create capacity for approximately 80-100 additional households.

The state is working with providers on acquisition and development projects and will share more information as projects finalize.

Extreme Cold Weather Shelter Updates

A new approach in SFY26 – Expanded regional and bed capacity

Overview:

- Shelters operate night by night, weather dependent
- Activation level -10° degrees Fahrenheit
 - An "opt in" option between -10° F and 0° F
- Vermont Interfaith Action – Administration, Outreach, Coordination, Training & Technical Assistance

Update:

- As of January 26, 2026 there have been 18 nights when the program has been activated at the optional or mandatory thresholds.

Extreme Cold Weather Shelter Updates

County	SFY26 Capacity	Notes
Bennington	35	One project in Bennington
Chittenden	70	One project in Burlington <i>(target was adjusted to 70 to ensure health and safety of guests and staff/volunteers)</i>
Orleans	12	One project in Newport
Rutland	20	One project in Rutland
Washington	15	One project in Montpelier (Barre project currently paused)
Windham	15	One project in Brattleboro
Total	167	

Eligibility and contact information, links to documents and resources, and records of past communications to clients and providers can be found at the DCF website.

Resources

<https://dcf.vermont.gov/Addressing-and-Preventing-Unsheltered-Homelessness>

SFY 2026 Monthly Hotel Authorizations

Data as of 1/7/2026

Authorizations and savings will adjust throughout the year as data corrections are made to prior months.

Represents the cost of hotel rooms, not including admin expenses

Month	Budgeted	Payment Authorizations	Potential Savings
July 2025	\$ 2,540,467	\$ 1,577,837	\$ 962,629
August 2025	\$ 2,540,467	\$ 1,598,877	\$ 941,589
September 2025	\$ 2,236,291	\$ 1,656,996	\$ 579,295
October 2025	\$ 1,966,386	\$ 1,823,841	\$ 142,544
November 2025	\$ 1,902,954	\$ 1,943,836	\$ (40,882)
December 2025	\$ 3,307,838	\$ 2,815,616	\$ 492,222
January 2026	\$ 3,561,480		
February 2026	\$ 3,197,880		
March 2026	\$ 3,561,480		
April 2026	\$ 2,676,000		
May 2026	\$ 2,765,200		
June 2026	\$ 2,392,550		
TOTAL	\$ 32,648,991	\$ 11,417,004	\$ 3,077,398

Residential Capacity

- As of January 13, **148** Residential Mental Health Treatment beds with **11** currently available.
- As of January 13, **59** Mental Health Intensive Residential Treatment beds with **8** currently available.
- As of January 27, **122** Recovery Housing beds with **36** currently available.
- As of January 27, **215** Department of Corrections Transitional Housing beds with **55** currently available.
- As of January 27, **2,814** Skilled Nursing Facility beds with **227** currently available.

Contact Us

To receive this information in an alternative format or for other accessibility requests, please contact:

Nellie Marvel, Senior Advisor to the Commissioner, Department for Children and Families

Email: Nellie.Marvel@vermont.gov Phone: 802-881-1439

Monika Madaras, Director of Communications & Legislative Affairs, Department for Children and Families

Email: Monika.Madaras@vermont.gov Phone: 802-585-4703