

September 30 Monthly Housing Report

In accordance with Act 27 (2025)

Submitted by the Department for Children and Families

The Big Picture

(As of September 17, 2025)



679

Number of households in the GA Emergency Housing Program as of 9/17/2025



3,386

Number of people from [2025 Point-in-Time Sheltered & Unsheltered Homelessness Count](#) that took place on 1/22/25



4,545

Number of individuals with completed assessments for [Vermont Coordinated Entry Dashboard](#) on 9/8/2025

Households By District

This is the current district data on all households in the GA Housing program as of 9/17/2025.

| District Office | Rooms | Households | Adults | Children |
|------------------------------|-------|------------|--------|----------|
| Barre District Office | 73 | 70 | 99 | 34 |
| Bennington District Office | 99 | 98 | 119 | 28 |
| Brattleboro District Office | 46 | 44 | 59 | 25 |
| Burlington District Office | 156 | 151 | 199 | 83 |
| Hartford District Office | 41 | 41 | 57 | * |
| Middlebury District Office | * | * | * | * |
| Morrisville District Office | * | * | * | * |
| Newport District Office | 14 | 14 | 16 | * |
| Rutland District Office | 151 | 147 | 182 | 59 |
| Springfield District Office | 33 | 32 | 39 | 13 |
| St Albans District Office | 49 | 48 | 57 | * |
| St Johnsbury District Office | 17 | 17 | 19 | * |
| Total | 696 | 679 | 865 | 272 |

* Data is suppressed when less than 12

Eligibility Category of Households

This is the current eligibility data on all households in the GA Housing program as of 9/17/2025.

| Approval Category | Count |
|--|-------|
| Age 65+ | 61 |
| Court Ordered/Constructive Eviction | 18 |
| Disabled (201G-VR) | 154 |
| Disabled (SSI/SSDI) | 252 |
| Domestic Violence | 24 |
| Families with Children | 162 |
| Pregnant | * |
| Natural Disaster | * |
| Death of a Spouse, Domestic Partner or Minor Child | * |
| Grand Total | 679 |

Notes:

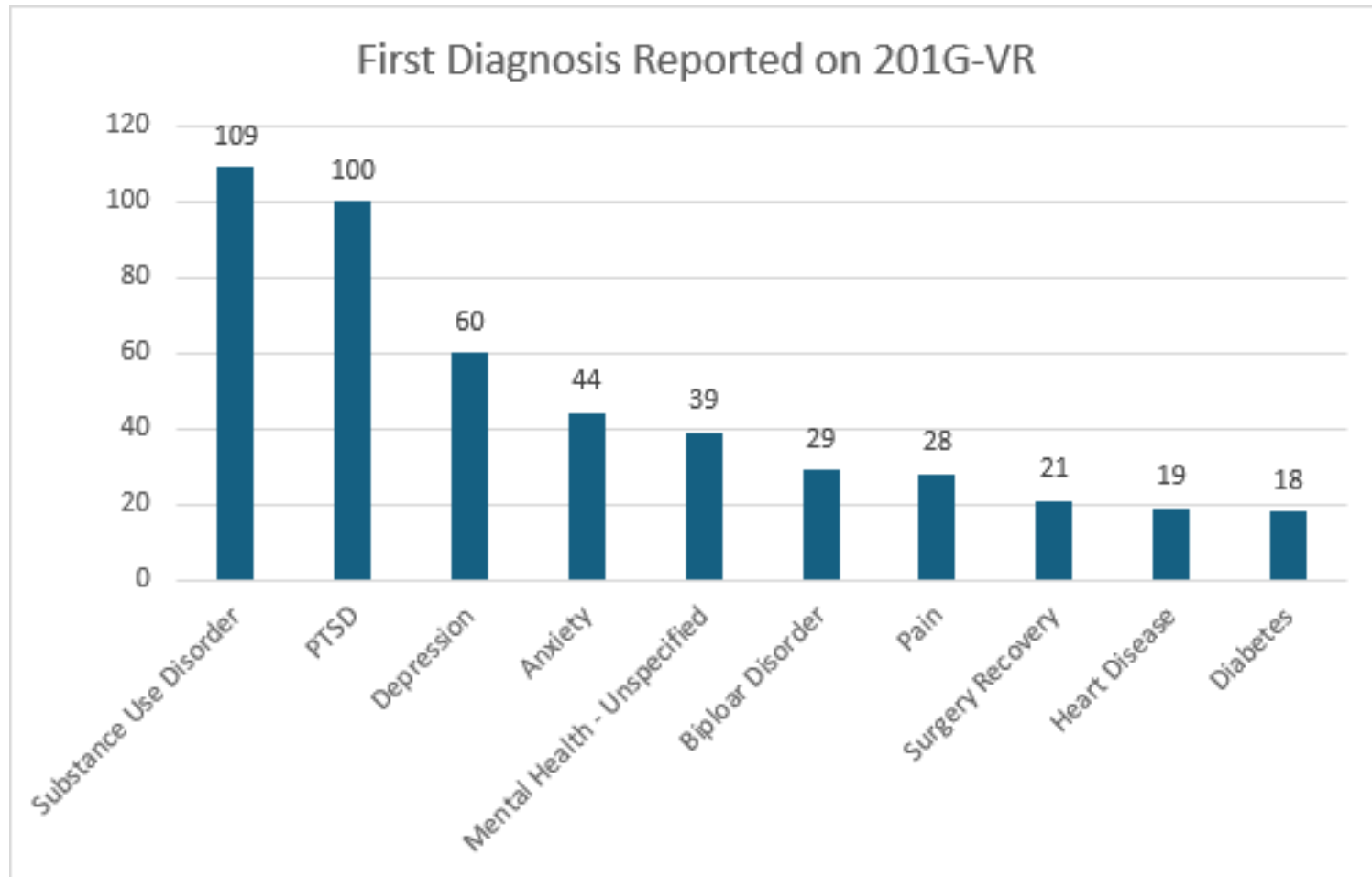
- The [range of individuals in SSI/SSDI](#) crosses a range of acuity and health challenge— it can be mental health, chronic health condition, or a physical disability.

* Data is suppressed when less than 12

Disability reasons documented on the Medical Variance Form (201G-VR)

This form must be used to document a qualifying disability or health condition under General Assistance (GA) rule 2652.2, Emergency Housing Assistance for applicants who are not in receipt of SSI or SSDI but claim a disability.

The top 10 first reasons listed on the 201G-VR form are the following:



This data is through 12/30/2024, and does not include SSI/SSDI

Screening and Case Management

Numbers on specific case management program lines represent the number of households receiving the General Assistance Hotel Benefit that are also receiving benefits through that program.

| Case Management Program | Number receiving GA Hotel Benefit (as of 9/15/25) |
|----------------------------------|--|
| Choices for Care | 14 |
| Vermont Chronic Care Initiative | 20 |
| DMH Complex Needs (formerly CRT) | 19 |
| Reach Up | 57 |

Subpopulations Enrolled in Coordinated Entry August 2025

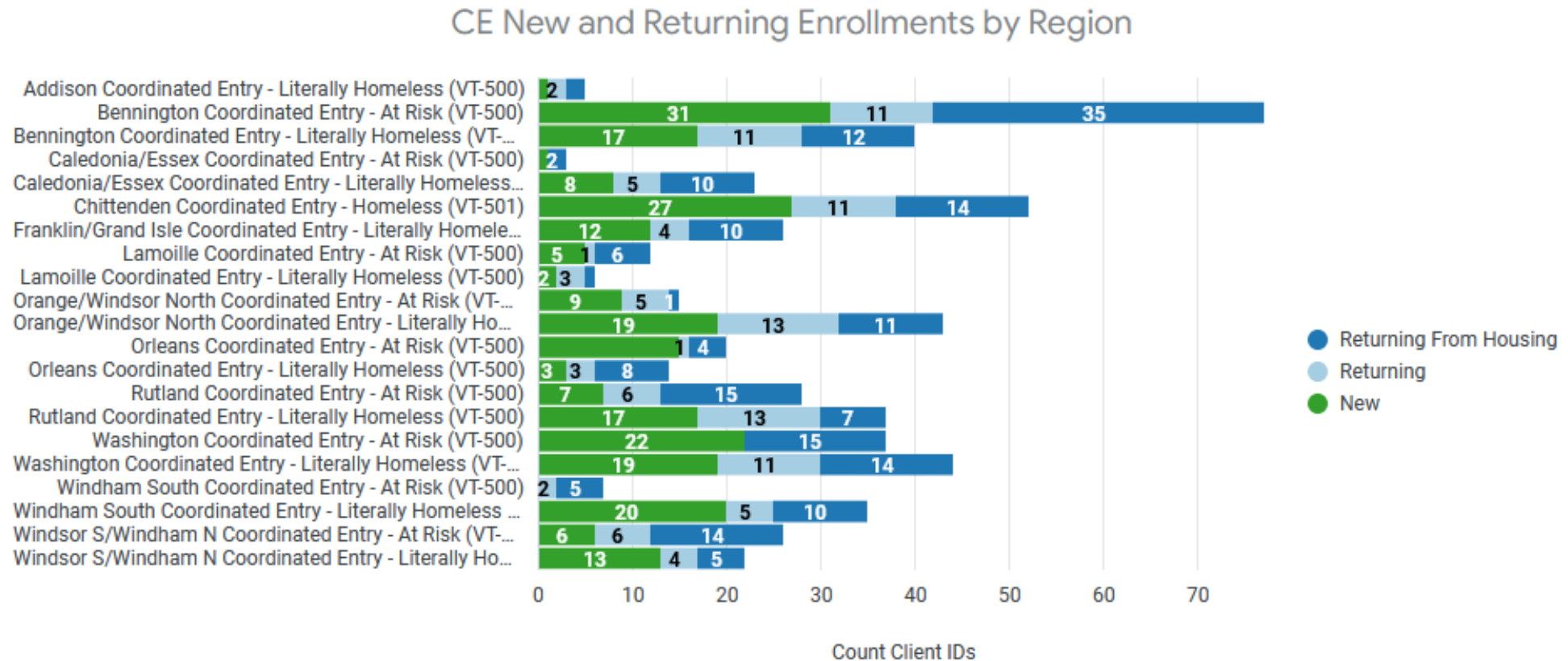
CE Subpopulations by Region

| Name | Count Client IDs | Count of Household ID | Number of Veteran Clients | Number of Clients in Chronic Households | Number of Clients in Youth (24+) Households |
|--|------------------|-----------------------|---------------------------|---|---|
| Addison Coordinated Entry - At Risk (VT-500) | 17 | 10 | 0 | 2 | 5 |
| Addison Coordinated Entry - Literally Homeless (VT-500) | 108 | 71 | 3 | 23 | 6 |
| Bennington Coordinated Entry - At Risk (VT-500) | 254 | 115 | 1 | 0 | 24 |
| Bennington Coordinated Entry - Literally Homeless (VT-500) | 423 | 269 | 9 | 80 | 33 |
| Caledonia/Essex Coordinated Entry - At Risk (VT-500) | 42 | 22 | 0 | 0 | 6 |
| Caledonia/Essex Coordinated Entry - Literally Homeless (VT-500) | 189 | 123 | 6 | 33 | 29 |
| Chittenden Coordinated Entry - Homeless (VT-501) | 892 | 720 | 21 | 181 | 65 |
| Franklin/Grand Isle Coordinated Entry - At Risk (VT-500) | 4 | 3 | 0 | 1 | 1 |
| Franklin/Grand Isle Coordinated Entry - Literally Homeless (VT-500) | 271 | 185 | 5 | 46 | 23 |
| Lamoille Coordinated Entry - At Risk (VT-500) | 114 | 52 | 3 | 4 | 10 |
| Lamoille Coordinated Entry - Literally Homeless (VT-500) | 95 | 63 | 1 | 23 | 6 |
| Orange/Windsor North Coordinated Entry - At Risk (VT-500) | 79 | 42 | 1 | 0 | 3 |
| Orange/Windsor North Coordinated Entry - Literally Homeless (VT-500) | 386 | 246 | 26 | 57 | 15 |
| Orleans Coordinated Entry - At Risk (VT-500) | 29 | 16 | 1 | 0 | 12 |
| Orleans Coordinated Entry - Literally Homeless (VT-500) | 98 | 61 | 5 | 10 | 4 |
| Rutland Coordinated Entry - At Risk (VT-500) | 140 | 81 | 4 | 9 | 10 |
| Rutland Coordinated Entry - Literally Homeless (VT-500) | 408 | 245 | 14 | 79 | 38 |
| Washington Coordinated Entry - At Risk (VT-500) | 123 | 68 | 7 | 0 | 8 |
| Washington Coordinated Entry - Literally Homeless (VT-500) | 605 | 415 | 30 | 121 | 46 |
| Windham South Coordinated Entry - At Risk (VT-500) | 53 | 26 | 0 | 0 | 9 |
| Windham South Coordinated Entry - Literally Homeless (VT-500) | 505 | 349 | 6 | 161 | 40 |
| Windsor S/Windham N Coordinated Entry - At Risk (VT-500) | 84 | 42 | 2 | 7 | 12 |
| Windsor S/Windham N Coordinated Entry - Literally Homeless (VT-500) | 224 | 118 | 5 | 43 | 21 |

This table shows the number of clients enrolled in Coordinated Entry during the past month, the number of households those clients were in, the number of clients that were veterans, the number of clients that were in chronically homeless households (as defined [here](#).), and the number of clients in a household where the head of household was 24 years of age or under, broken down by the local housing coalitions throughout Vermont.

Source: <https://icalliances.org/vermont-coordinated-entry-dashboard>

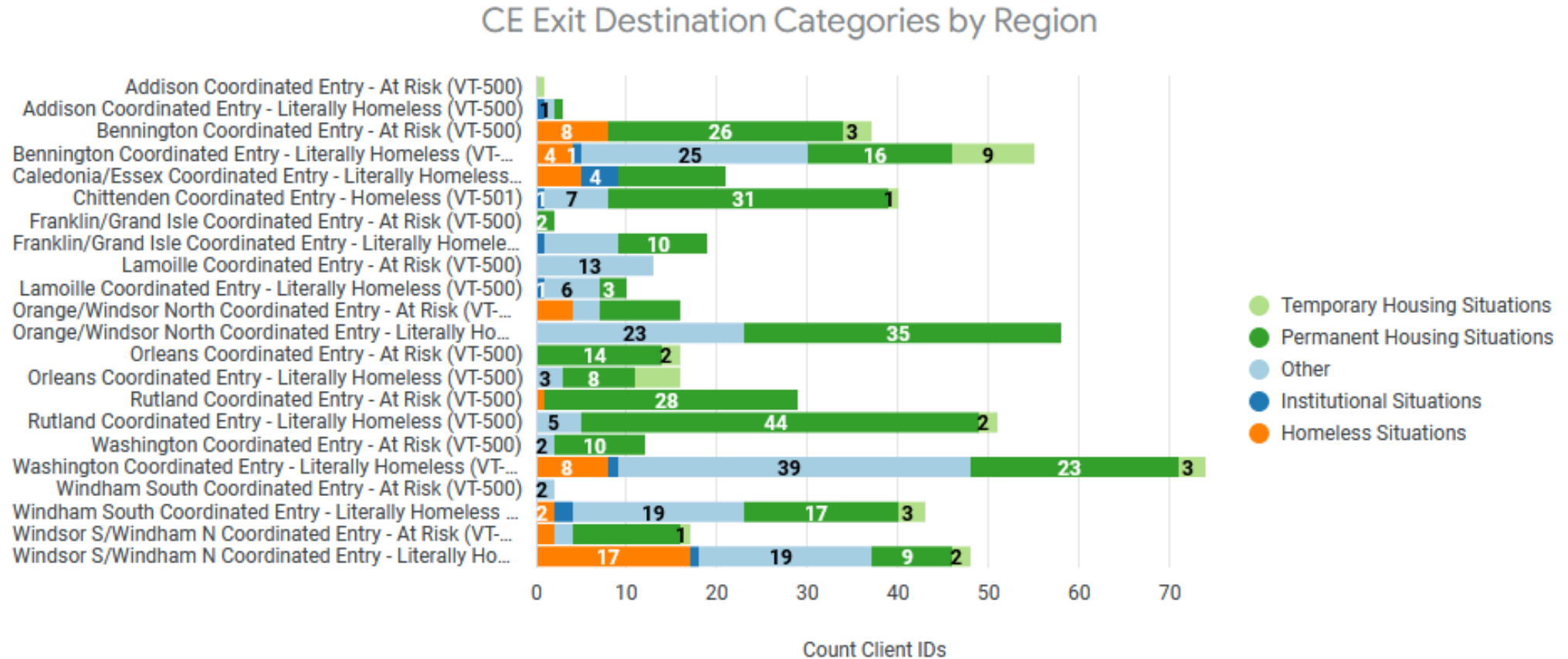
New and Returning Enrollments by Region August 2025



This chart categorizes clients that have entered CE in the past complete month into “Returning From Housing” (Clients that had an exit in HMIS to a permanent destination prior to enrolling in CE), “Returning” (Clients that had an exit in HMIS to a non-permanent destination prior to enrolling in CE), and “New” (Clients that had no exit in HMIS prior to enrolling in CE), broken down by the local housing coalitions throughout Vermont.

Source: <https://icalliances.org/vermont-coordinated-entry-dashboard>

CE Exit Destination by Region August 2025



This chart breaks down the Exit Destinations of clients leaving CE in the past complete month into categories described in [Appendix A of the HMIS Data Standards](#), broken down by the local housing coalitions throughout Vermont.

Source: <https://icalliances.org/vermont-coordinated-entry-dashboard>

Housing Opportunity Grant Program (HOP) Status Update

New base funding for HOP grants was prioritized for emergency shelter expansion, including the preservation of shelter capacity created with one-time funding in State Fiscal Year (SFY) 25 and increased capacity in SFY26.

The **Annual HOP Award Summaries** are available [online](#).

The status of contracts for housing and supportive services resulting from the Agency's requests for proposals can be found at <https://www.vermontbusinessregistry.com/>. No contracts were awarded in response to the May 24, 2023 RFP.

Emergency Shelter Capacity

| County | Total Current Household Capacity |
|-------------|----------------------------------|
| Addison | 62 |
| Bennington | 31 |
| Caledonia | 35 |
| Chittenden | 169 |
| Franklin | 40 |
| Lamoille | 29 |
| Orleans | 7 |
| Rutland | 24 |
| Washington | 94 |
| Windham | 48 |
| Windsor | 46 |
| Grand Total | 585 |

Emergency Shelter Capacity Updates

Ongoing Operations at State-Started Shelters –

- CVOEO is currently operating a family shelter in Williston while working with Champlain Housing Trust to shift to a permanent location in February 2026.
- Lamoille Community House will operate a family shelter at the Waterbury Armory this season, anticipating November-June operating period at this time.

Emergency apartment capacity is growing, with Lamoille Community House offering new family shelter emergency apartment capacity in the summer of 2025 and existing providers, such as Capstone Community Action, Homeless Prevention Center, NEKCA, and Springfield Supported Housing, expanding their capacity.

BROC Community Action is undergoing renovations to provide emergency shelter capacity in Rutland in January 2026.

The new building acquired by COTS will allow them to expand year-round capacity by 20 beds in December 2025, after the necessary renovations occur.

Good Samaritan Haven is planning to open a new year-round shelter in Montpelier in early 2026, it is anticipated to create capacity for 17 individuals.

Groundworks and Upper Valley Haven have shelter construction projects underway and anticipate open during State Fiscal Year 2027., which could create capacity for another 60 individuals total.

The state is working with additional providers on acquisition and development projects and will share more information as projects finalize.

Eligibility and contact information, links to documents and resources, and records of past communications to clients and providers can be found at the DCF website.

Resources

<https://dcf.vermont.gov/Addressing-and-Preventing-Unsheltered-Homelessness>

SFY 2026 Monthly Hotel Authorizations*

Data as of 9/22/2025

| Month | Payment Authorizations |
|----------------|------------------------|
| July 2025 | \$1,449,756 |
| August 2025 | \$1,529,457 |
| September 2025 | \$1,465,947 |
| October 2025 | |
| November 2025 | |
| December 2025 | |
| January 2026 | |
| February 2026 | |
| March 2026 | |
| April 2026 | |
| May 2026 | |
| June 2026 | |
| TOTAL | \$4,445,161 |

*Prior month authorizations will adjust throughout the year as data corrections are made.

**Spending represents the cost of hotel rooms, not including admin and security expenses.

Residential Capacity

- As of September 19, **154** Residential Mental Health Treatment beds with **3** currently available.
- As of September 19, **59** Mental Health Intensive Residential Treatment beds with **6** currently available.
- As of September 20, **118** Recovery Housing beds with **20** currently available.
- As of September 19, **215** Department of Corrections Transitional Housing beds with **17** currently available.
- As of September 16, **2,847** Skilled Nursing Facility beds with **287** currently available.

Contact Us

To receive this information in an alternative format or for other accessibility requests, please contact:

Nellie Marvel, Senior Advisor to the Commissioner, Department for Children and Families

Email: Nellie.Marvel@vermont.gov Phone: 802-881-1439

Monika Madaras, Director of Communications & Legislative Affairs, Department for Children and Families

Email: Monika.Madaras@vermont.gov Phone: 802-585-4703