

May 31 Monthly Housing Report

In accordance with Act 27 (2025)

Submitted by the Department for Children and Families

The Big Picture

(As of May 25, 2026)



924

Number of households in the GA Emergency Housing Program as of 5/25/2026



3,386

Number of people from [2025 Point-in-Time Sheltered & Unsheltered Homelessness Count](#) that took place on 1/22/25



4,757

Number of individuals with completed assessments for [Vermont Coordinated Entry Dashboard](#) on 5/18/2026

Households By District

This is the current district data on all households in the GA Housing program as of 5/25/2026.

District Office	Rooms	Households	Adults	Children
Barre District Office	118	117	145	14
Bennington District Office	137	134	175	46
Brattleboro District Office	57	54	79	32
Burlington District Office	196	190	249	112
Hartford District Office	77	77	87	*
Middlebury District Office	12	12	13	*
Morrisville District Office	25	25	31	*
Newport District Office	18	18	20	*
Rutland District Office	173	168	223	51
Springfield District Office	31	30	43	15
St Albans District Office	54	53	60	21
St Johnsbury District Office	46	46	54	*
Total	944	924	1179	312

* Data is suppressed when less than 12

Eligibility Category of Households

This is the current eligibility data on all households in the GA Housing program as of 5/25/2026.

Approval Category	Count
Age 65+	79
Court Ordered/Constructive Eviction	23
Disabled (201G-VR)	262
Disabled (SSI/SSDI)	302
Domestic Violence	25
Families with Children	226
Pregnant	*
Natural Disaster	*
Death of a Spouse, Domestic Partner or Minor Child	*
Grand Total	924

Notes:

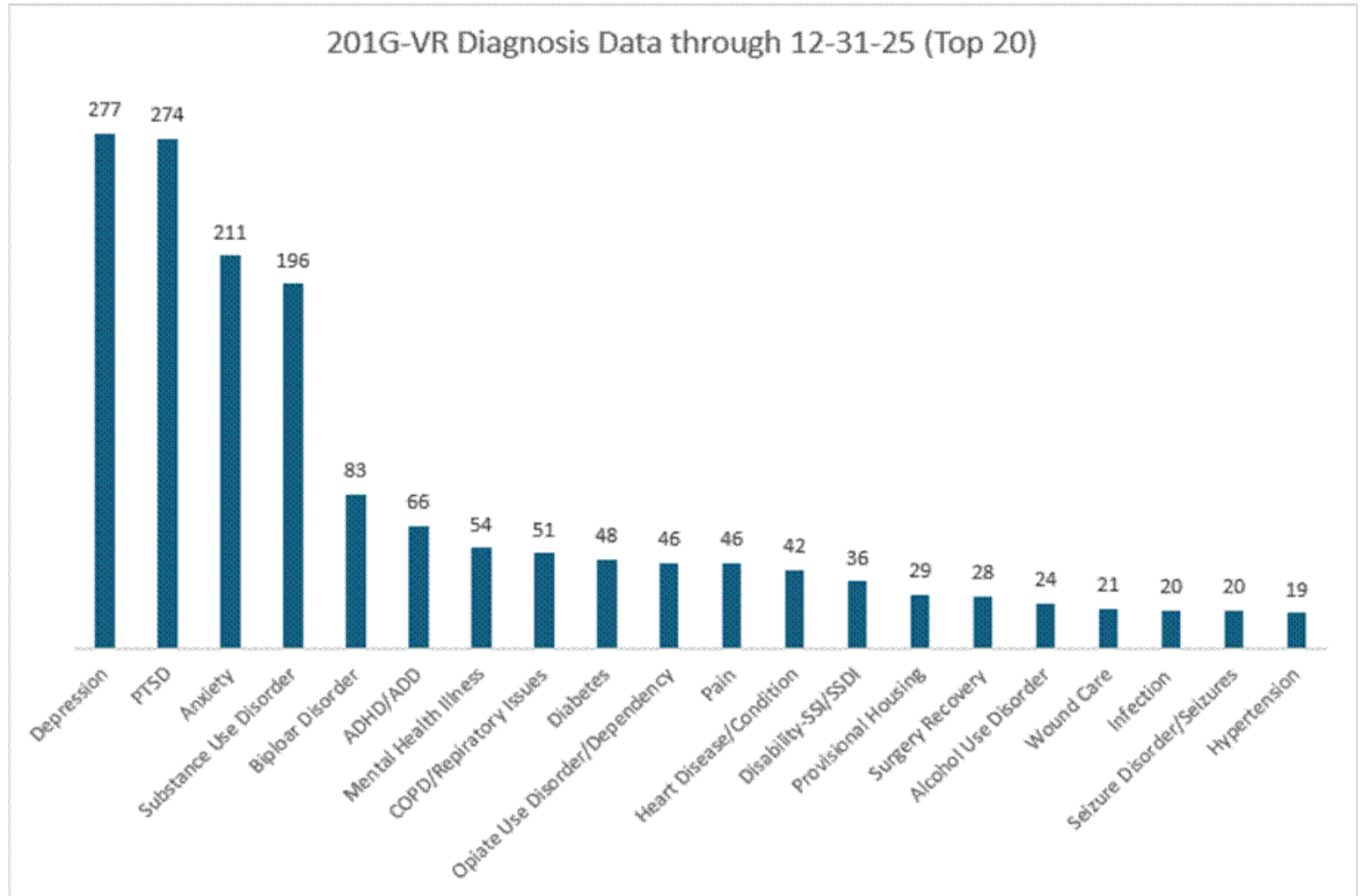
- The [range of individuals in SSI/SSDI](#) crosses a range of acuity and health challenge— it can be mental health, chronic health condition, or a physical disability.

* Data is suppressed when less than 12

Disability reasons documented on the Medical Variance Form (201G-VR)

This form must be used to document a qualifying disability or health condition under General Assistance (GA) rule 2652.2, Emergency Housing Assistance for applicants who are not in receipt of SSI or SSDI but claim a disability.

The top 20 first reasons listed on the 201G-VR form are the following:



This data is from 2024 and 2025 combined, and does not include SSI/SSDI

Screening and Case Management

Numbers on specific case management program lines represent the number of households receiving the General Assistance Hotel Benefit that are also receiving benefits through that program.

Case Management Program	Number receiving GA Hotel Benefit (as of 5/15/26)
Choices for Care	23
Vermont Chronic Care Initiative	52
DMH Complex Needs (formerly CRT)	23
Reach Up	80

Subpopulations Enrolled in Coordinated Entry April 2026

CE Subpopulations by Region

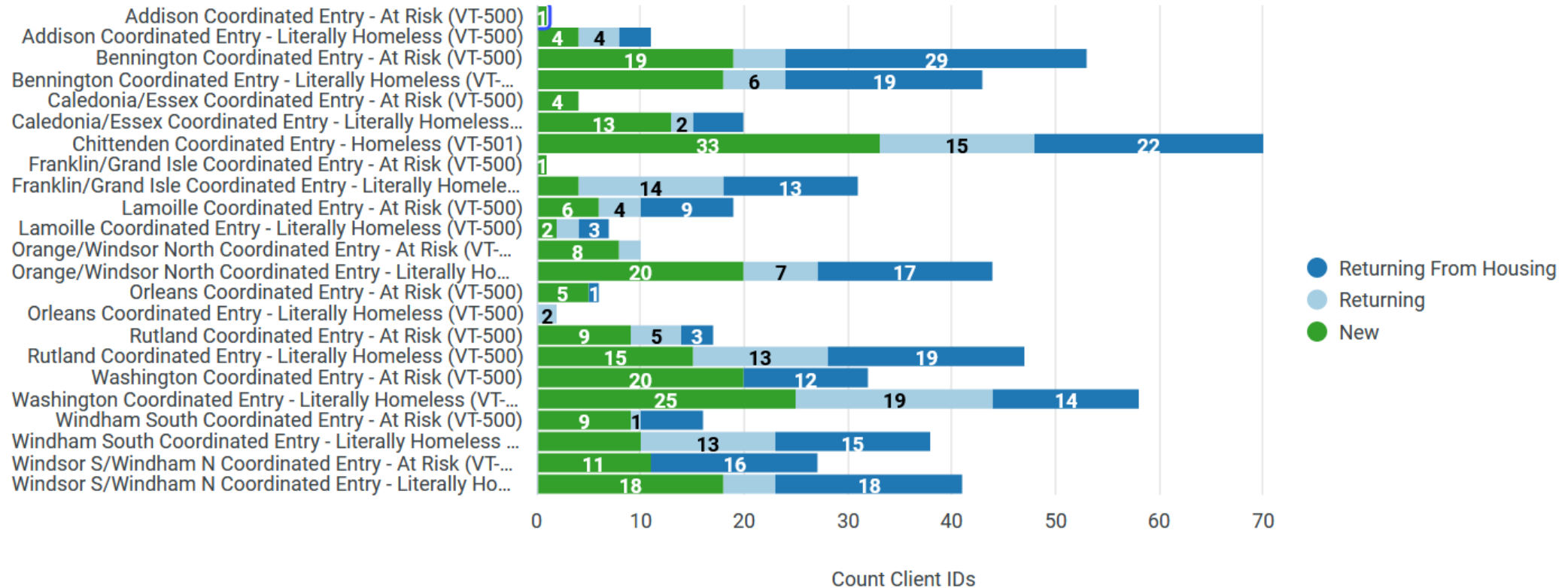
Name	Count Client IDs	Count of Household ID	Number of Veteran Clients	Number of Clients in Chronic Households	Number of Clients in Youth (24-) Households
Addison Coordinated Entry - At Risk (VT-500)	20	15	0	2	6
Addison Coordinated Entry - Literally Homeless (VT-500)	113	86	1	33	7
Bennington Coordinated Entry - At Risk (VT-500)	273	125	2	0	28
Bennington Coordinated Entry - Literally Homeless (VT-500)	480	290	10	81	33
Caledonia/Essex Coordinated Entry - At Risk (VT-500)	78	38	1	0	8
Caledonia/Essex Coordinated Entry - Literally Homeless (VT-500)	179	122	3	42	24
Chittenden Coordinated Entry - Homeless (VT-501)	837	600	13	145	73
Franklin/Grand Isle Coordinated Entry - At Risk (VT-500)	6	3	0	0	6
Franklin/Grand Isle Coordinated Entry - Literally Homeless (VT-500)	295	177	3	45	28
Lamoille Coordinated Entry - At Risk (VT-500)	70	39	2	0	1
Lamoille Coordinated Entry - Literally Homeless (VT-500)	110	75	1	24	12
Orange/Windsor North Coordinated Entry - At Risk (VT-500)	58	40	3	0	5
Orange/Windsor North Coordinated Entry - Literally Homeless (VT-500)	360	243	17	70	17
Orleans Coordinated Entry - At Risk (VT-500)	29	21	0	0	16
Orleans Coordinated Entry - Literally Homeless (VT-500)	108	68	1	7	7
Rutland Coordinated Entry - At Risk (VT-500)	114	57	1	0	12
Rutland Coordinated Entry - Literally Homeless (VT-500)	477	300	9	117	41
Washington Coordinated Entry - At Risk (VT-500)	193	100	2	1	12
Washington Coordinated Entry - Literally Homeless (VT-500)	638	442	19	165	28
Windham South Coordinated Entry - At Risk (VT-500)	66	38	1	0	11
Windham South Coordinated Entry - Literally Homeless (VT-500)	494	319	6	147	35
Windsor S/Windham N Coordinated Entry - At Risk (VT-500)	87	49	2	0	10
Windsor S/Windham N Coordinated Entry - Literally Homeless (VT-500)	225	112	5	43	31

This table shows the number of clients enrolled in Coordinated Entry during the past month, the number of households those clients were in, the number of clients that were veterans, the number of clients that were in chronically homeless households (as defined [here.](#)), and the number of clients in a household where the head of household was 24 years of age or under, broken down by the local housing coalitions throughout Vermont.

Source: <https://icalliances.org/vermont-coordinated-entry-dashboard>

New and Returning Enrollments by Region April 2026

CE New and Returning Enrollments by Region

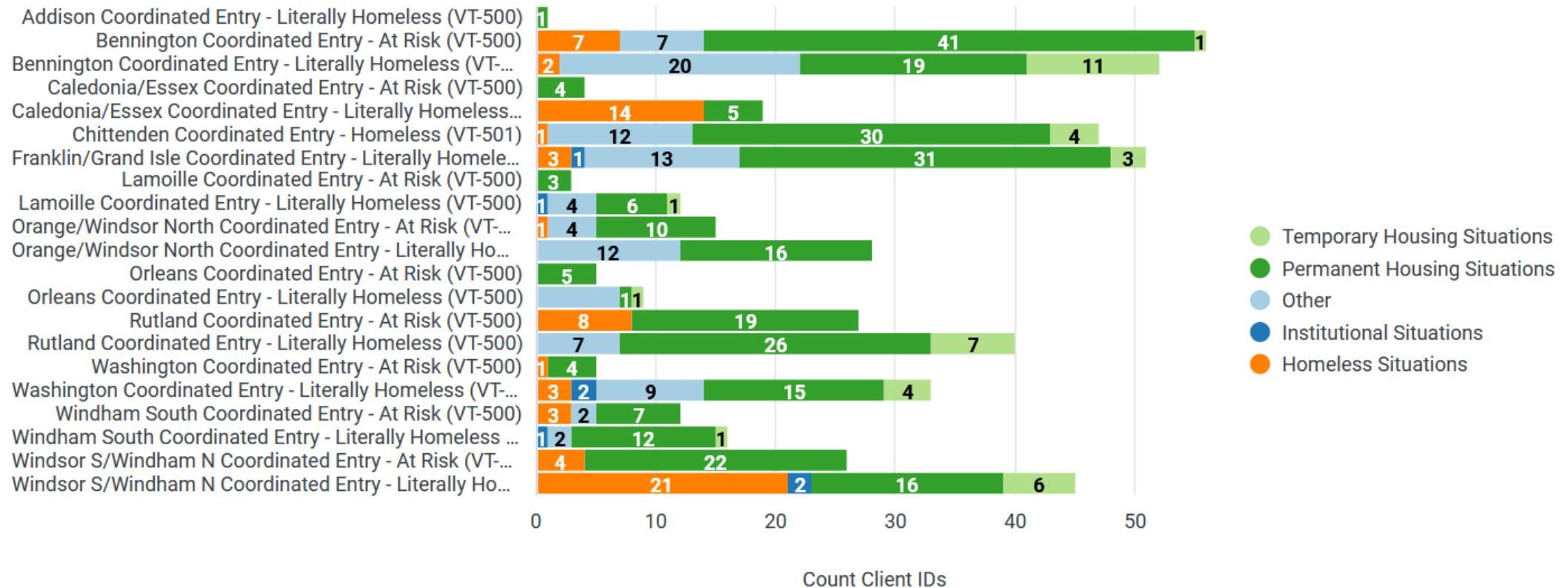


This chart categorizes clients that have entered CE in the past complete month into “Returning From Housing” (Clients that had an exit in HMIS to a permanent destination prior to enrolling in CE), “Returning” (Clients that had an exit in HMIS to a non-permanent destination prior to enrolling in CE), and “New” (Clients that had no exit in HMIS prior to enrolling in CE), broken down by the local housing coalitions throughout Vermont.

Source: <https://icalliances.org/vermont-coordinated-entry-dashboard>

CE Exit Destination by Region April 2026

CE Exit Destination Categories by Region



This chart breaks down the Exit Destinations of clients leaving CE in the past complete month into categories described in [Appendix A of the HMIS Data Standards](#), broken down by the local housing coalitions throughout Vermont.

Source: <https://icalliances.org/vermont-coordinated-entry-dashboard>

Housing Opportunity Grant Program (HOP) Status Update

New base funding for HOP grants was prioritized for emergency shelter expansion, including the preservation of shelter capacity created with one-time funding in State Fiscal Year (SFY) 25 and increased capacity in SFY26.

The **Annual HOP Award Summaries** are available online, and an updated report for SFY26 is [available](#).

HOP Applications for SFY27 are currently under review.

The status of contracts for housing and supportive services resulting from the Agency's requests for proposals can be found at <https://www.vermontbusinessregistry.com/>. No contracts were awarded in response to the May 24, 2023 RFP.

Emergency Shelter Capacity

County	Total Current Household Capacity
Addison	62
Bennington	31
Caledonia	36
Chittenden	203
Franklin	40
Lamoille	31
Orleans	7
Rutland	34
Washington	140
Windham	56
Windsor	46
Grand Total	686

Emergency Shelter Capacity Updates

Winter seasonal shelter capacity is winding down; this capacity will reduce through June.

Community partners, such as Groundworks, Upper Valley Haven, BROCC/Cornerstone Housing Partners, and the Charter House Coalition, have shelter construction projects underway and anticipate opening during State Fiscal Year 2027 and 2028.

The state is working with providers on acquisition and development projects and will share more information as projects finalize.

Extreme Cold Weather Shelter Updates

A new approach in SFY26 – Expanded regional and bed capacity

Overview:

- Shelters operate night by night, weather dependent
- Activation level -10° degrees Fahrenheit
 - An "opt in" option between -10° F and 0° F
- Vermont Interfaith Action – Administration, Outreach, Coordination, Training & Technical Assistance

Update:

- As of April 30, 2026 there were 34 nights when the program has been activated at the optional or mandatory thresholds.

Extreme Cold Weather Shelter Updates (Continued)

County	SFY26 Capacity	Notes
Bennington	35	One project in Bennington
Chittenden	70	One project in Burlington
Orleans	12	One project in Newport
Rutland	20	One project in Rutland
Washington	15	One project in Montpelier
Windham	15	One project in Brattleboro
Total	167	

Eligibility and contact information, links to documents and resources, and records of past communications to clients and providers can be found at the DCF website.

Resources

<https://dcf.vermont.gov/Addressing-and-Preventing-Unsheltered-Homelessness>

SFY 2026 Monthly Hotel Authorizations

Data as of 5/6/2026

Authorizations and savings will adjust throughout the year as data corrections are made to prior months.

Represents the cost of hotel rooms, not including admin expenses

Month	Budgeted	Payment Authorizations	Potential Savings
July 2025	\$ 2,540,467	\$ 1,578,397	\$ 962,069
August 2025	\$ 2,540,467	\$ 1,598,877	\$ 941,589
September 2025	\$ 2,236,291	\$ 1,657,636	\$ 578,655
October 2025	\$ 1,966,386	\$ 1,824,401	\$ 141,984
November 2025	\$ 1,902,954	\$ 1,946,236	\$ (43,282)
December 2025	\$ 3,307,838	\$ 2,818,176	\$ 489,662
January 2026	\$ 3,561,480	\$ 2,994,285	\$ 567,195
February 2026	\$ 3,197,880	\$ 2,737,291	\$ 460,589
March 2026	\$ 3,561,480	\$ 3,054,011	\$ 507,469
April 2026	\$ 2,676,000	\$ 2,422,272	\$ 253,728
May 2026	\$ 2,765,200		
June 2026	\$ 2,392,550		
TOTAL	\$ 32,648,991	\$ 22,631,582	\$ 4,859,660

Residential Capacity

- As of May 15, **148** Residential Mental Health Treatment beds with **13** currently available.
- As of May 15, **59** Mental Health Intensive Residential Treatment beds with **3** currently available.
- As of May 15, **140** Recovery Housing beds with **47** currently available.
- As of May 19, **210** Department of Corrections Transitional Housing beds with **58** currently available.
- As of May 20, **2,815** Skilled Nursing Facility beds with **288** currently unoccupied.

Contact Us

To receive this information in an alternative format or for other accessibility requests, please contact:

Nellie Marvel, Senior Advisor to the Commissioner, Department for Children and Families

Email: Nellie.Marvel@vermont.gov Phone: 802-881-1439

Monika Madaras, Director of Communications & Legislative Affairs, Department for Children and Families

Email: Monika.Madaras@vermont.gov Phone: 802-585-4703