

June 30 Monthly Housing Reporting

In accordance with Act 113 (2024)

Submitted by the Department for Children and Families

The Big Picture

(As of June 16, 2025)



1036

Number of households in the GA Emergency Housing Program as of 6/16/2025



3,458

Number of people from [2024 Point-in-Time Sheltered & Unsheltered Homelessness Count](#) that took place on 1/24/24



4,807

Number of individuals with completed assessments for [Vermont Coordinated Entry Dashboard](#) on 6/9/2025

Households By District

This is the current district data on all households in the GA Housing program as of 6/16/2025.

District Office	Rooms	Households	Adults	Children
Barre District Office	117	115	158	34
Bennington District Office	110	104	138	77
Brattleboro District Office	137	131	180	60
Burlington District Office	246	242	326	113
Hartford District Office	65	65	81	16
Middlebury District Office	*	*	*	*
Morrisville District Office	*	*	*	*
Newport District Office	18	18	21	*
Rutland District Office	204	197	269	127
Springfield District Office	41	40	50	20
St Albans District Office	65	65	74	13
St Johnsbury District Office	33	33	41	12
Total	1062	1036	1369	486

* Data is suppressed when less than 12

Governor's Executive Order 03-25

The Executive Order creates two priority eligibility groups:

(1) families with children; and (2) households with a medically vulnerable individual.

Eligible households under the Executive Order are now part of the March Cohort.

Families with custody of a child under 19:

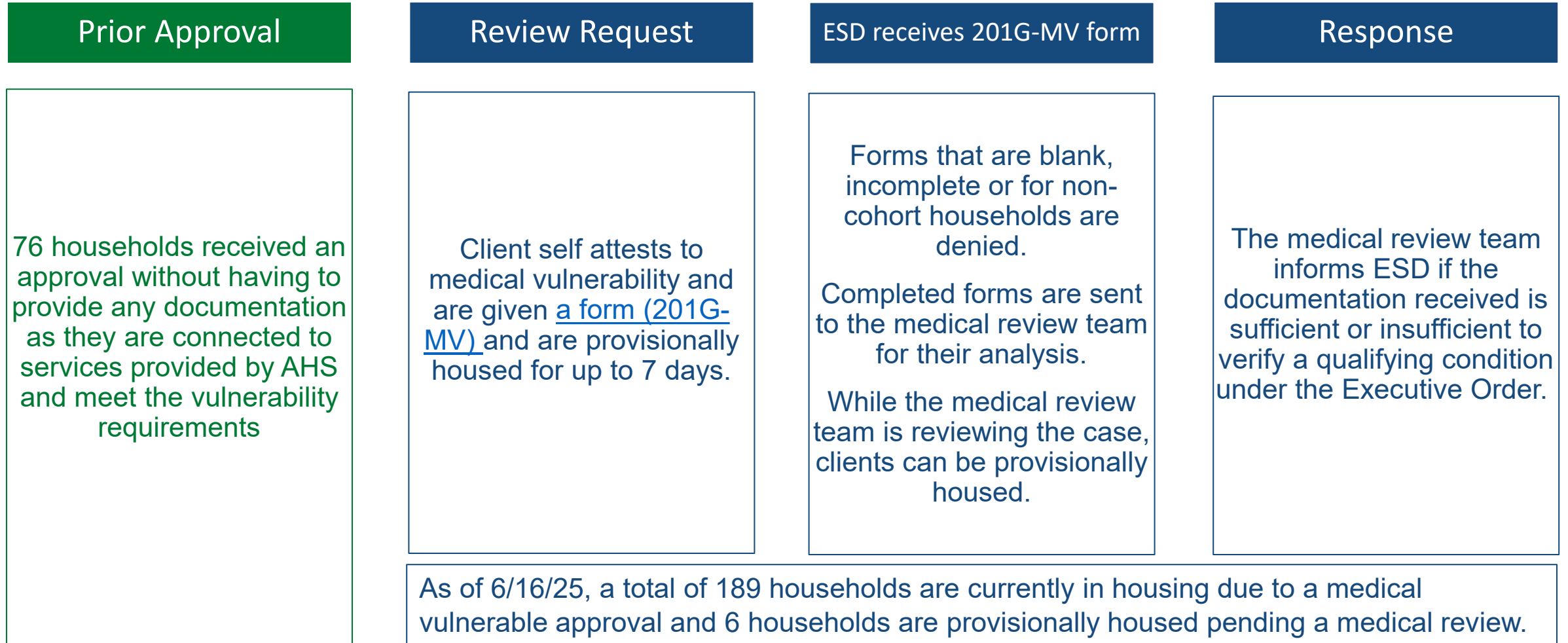
- DCF shall identify the households currently in the hotel/motel program with custody of children under 19

Medically vulnerable

- Medically vulnerable for purposes of priority eligibility shall mean an individual who:
 - meets the Medicare definition of “homebound,” such as someone who relies on the medically necessary assistance of another person or medical equipment such as a wheelchair for mobility and other essential functions;
 - who requires a lifesaving device that requires access to electricity, such as an oxygen concentrator;
 - is in active cancer treatment or treatment for severe kidney/renal disease, or severe liver or heart conditions;
 - is actively receiving Medicaid-eligible or Medicare-eligible “home-based” nursing services (like VNA visits, or hospice); or
 - is a woman in the third trimester of pregnancy or a woman who will enter the third trimester of pregnancy during the period April 1, 2025, to June 30, 2025.

Medical Vulnerability review process and data

This process is available for client who have been housed on 3/31/2025 and have medical conditions that are outlined in the Executive Order.



Eligibility Category of Households

This is the current eligibility data on all households in the GA Housing program as of 6/16/2025.

Approval Category	Count
Age 65+	46
Court Ordered/Constructive Eviction	23
Disabled (201G-VR)	204
Disabled (SSI/SSDI)	242
Domestic Violence	24
Families with Children	101
Pregnant	*
Death of a Spouse, Domestic Partner or Minor Child	*
Executive Order--Families	183
Executive Order--Medically Vulnerable	189
Executive Order--Provisional	*
Executive Order--Pregnant	*
Natural Disaster	*
Grand Total	1036

Notes:

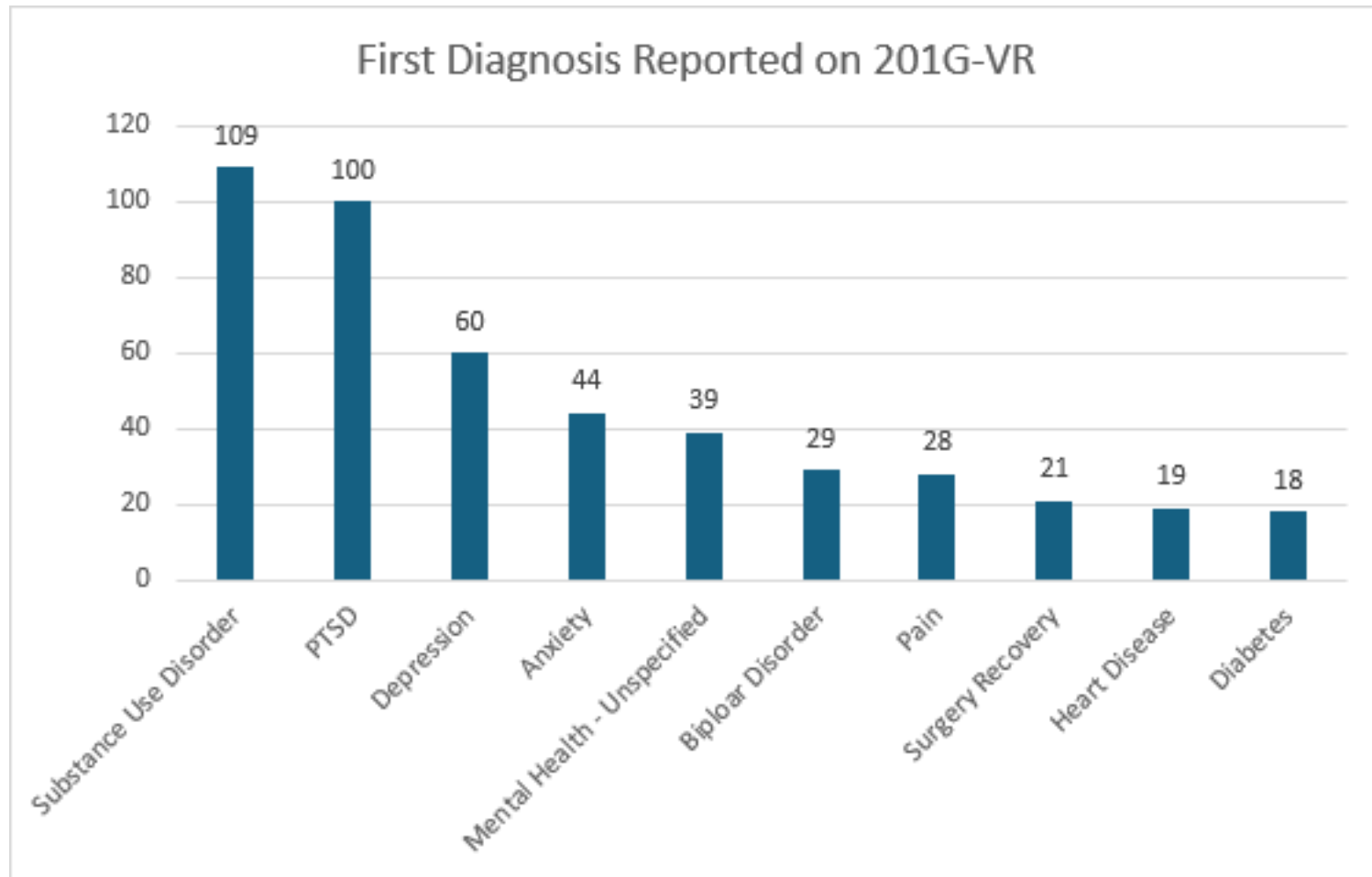
- The [range of individuals in SSI/SSDI](#) crosses a range of acuity and health challenge— it can be mental health, chronic health condition, or a physical disability.
- As of 4/1/2025, medical vulnerability can be verified by the submission of the [Emergency Housing Verification of Medically Vulnerable](#) form for households who might qualify under the Executive Order for housing assistance.

* Data is suppressed when less than 12

Disability reasons documented on the Medical Variance Form (201G-VR)

This form must be used to document a qualifying disability or health condition under General Assistance (GA) rule 2652.2, Emergency Housing Assistance.

Prior to the Governor's March 28 Executive Order, approximately 65% of households were eligible for General Assistance Emergency Housing due to a disability, which is documented on the Department's 201G-VR Medical Variance form by a healthcare provider. The top 10 first reasons listed on the 201G-VR form are the following:



This data is through 12/30/2024, and does not include SSI/SSDI or Medical Vulnerability (201G-MV) data

Screening and Case Management

- Over the past several weeks, AHS has been outreaching households who fall within the Executive Order parameters to screen them for case management needs. Field Directors met with community partners to determine who was already receiving intensive case management services. For those not receiving services, Reach UP case managers reached out to families, our Area Agencies on Aging reached out to older Vermonters who have been determined to be medically vulnerable and Vermont Chronic Care Initiative Program staff are outreaching anyone else.
- After extensive outreach to community partners to see who was already engaged in services, there were 183 households who were not confirmed to be receiving care coordination services. However, many had completed Coordinated Entry Assessments and were working with housing partners.
- As of June 25; 130 of those households are now engaged in services. The Agency of Human Services has been unable to contact the remaining 53 households, but are continuing to attempt contact via phone and in person knocking on hotel room doors.
- Field Services, Community Health Teams, Coordinated Entry and Housing Resource Teams across the State continue to offer team-based care meetings to aid in helping people connect to needed care teams for anyone in GA hotel program

Subpopulations Enrolled in Coordinated Entry May 2025

CE Subpopulations by Region

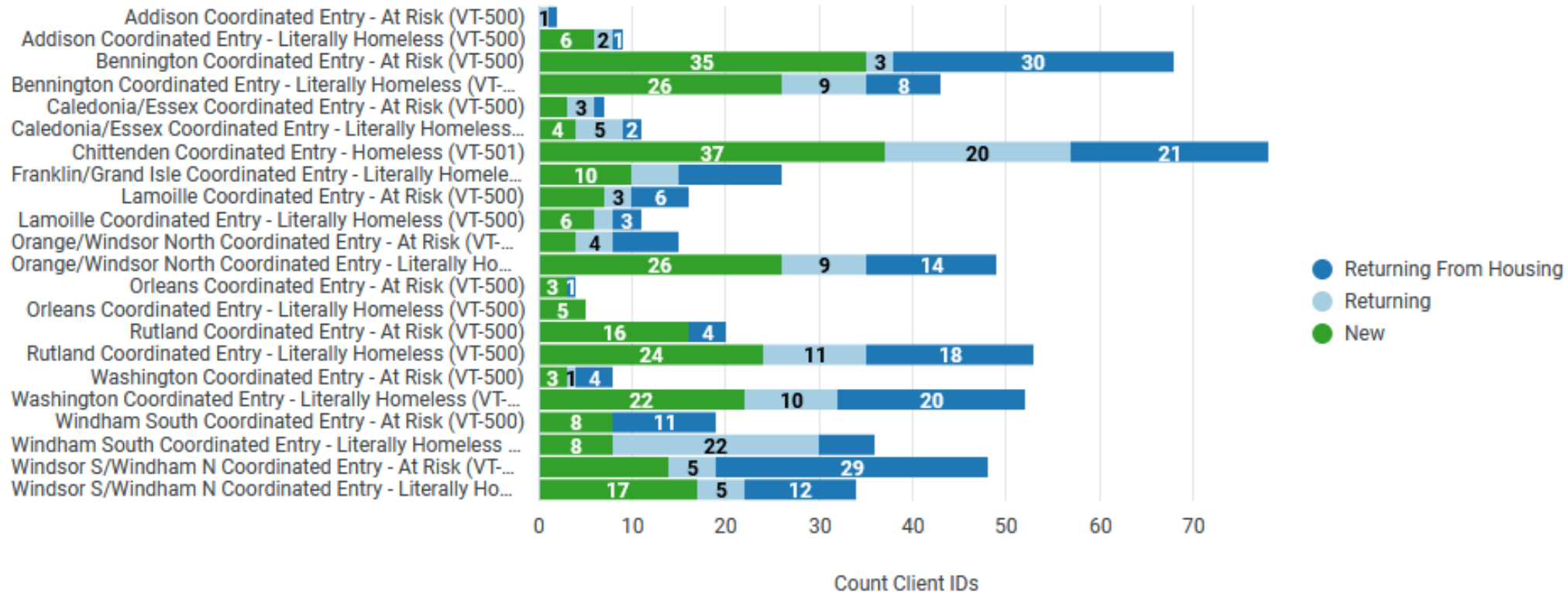
Name	Count Client IDs	Count of Household ID	Number of Veteran Clients	Number of Clients in Chronic Households	Number of Clients in Youth (24+) Households
Addison Coordinated Entry - At Risk (VT-500)	19	11	0	2	8
Addison Coordinated Entry - Literally Homeless (VT-500)	128	83	3	19	4
Bennington Coordinated Entry - At Risk (VT-500)	172	78	5	0	21
Bennington Coordinated Entry - Literally Homeless (VT-500)	439	268	8	86	40
Caledonia/Essex Coordinated Entry - At Risk (VT-500)	34	14	0	0	11
Caledonia/Essex Coordinated Entry - Literally Homeless (VT-500)	154	105	3	34	18
Chittenden Coordinated Entry - Homeless (VT-501)	1,050	837	23	202	76
Franklin/Grand Isle Coordinated Entry - At Risk (VT-500)	6	4	0	1	3
Franklin/Grand Isle Coordinated Entry - Literally Homeless (VT-500)	241	162	6	27	17
Lamoille Coordinated Entry - At Risk (VT-500)	119	57	1	4	20
Lamoille Coordinated Entry - Literally Homeless (VT-500)	99	67	1	22	4
Orange/Windsor North Coordinated Entry - At Risk (VT-500)	49	29	2	0	3
Orange/Windsor North Coordinated Entry - Literally Homeless (VT-500)	352	235	27	58	12
Orleans Coordinated Entry - At Risk (VT-500)	9	6	0	0	0
Orleans Coordinated Entry - Literally Homeless (VT-500)	93	58	3	10	6
Rutland Coordinated Entry - At Risk (VT-500)	116	63	2	7	6
Rutland Coordinated Entry - Literally Homeless (VT-500)	631	382	18	142	55
Washington Coordinated Entry - At Risk (VT-500)	103	55	2	0	11
Washington Coordinated Entry - Literally Homeless (VT-500)	706	459	32	130	45
Windham South Coordinated Entry - At Risk (VT-500)	58	31	1	0	6
Windham South Coordinated Entry - Literally Homeless (VT-500)	548	375	11	176	47
Windsor S/Windham N Coordinated Entry - At Risk (VT-500)	129	67	1	3	18
Windsor S/Windham N Coordinated Entry - Literally Homeless (VT-500)	248	139	6	45	10

This table shows the number of clients enrolled in Coordinated Entry during the past month, the number of households those clients were in, the number of clients that were veterans, the number of clients that were in chronically homeless households (as defined [here](#)), and the number of clients in a household where the head of household was 24 years of age or under, broken down by the local housing coalitions throughout Vermont.

Source: <https://icalliances.org/vermont-coordinated-entry-dashboard>

New and Returning Enrollments by Region May 2025

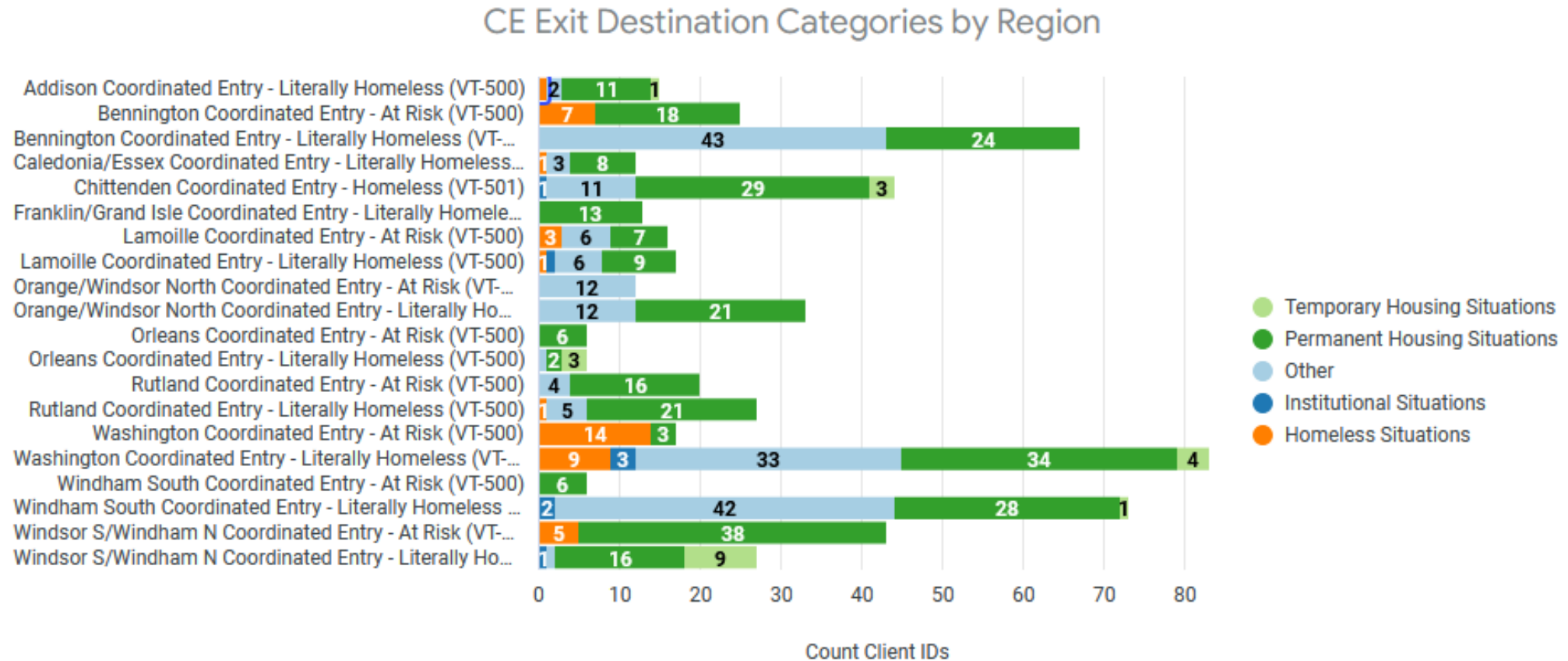
CE New and Returning Enrollments by Region



This chart categorizes clients that have entered CE in the past complete month into “Returning From Housing” (Clients that had an exit in HMIS to a permanent destination prior to enrolling in CE), “Returning” (Clients that had an exit in HMIS to a non-permanent destination prior to enrolling in CE), and “New” (Clients that had no exit in HMIS prior to enrolling in CE), broken down by the local housing coalitions throughout Vermont.

Source: <https://icalliances.org/vermont-coordinated-entry-dashboard>

CE Exit Destination by Region May 2025



This chart breaks down the Exit Destinations of clients leaving CE in the past complete month into categories described in [Appendix A of the HMIS Data Standards](#), broken down by the local housing coalitions throughout Vermont.

Source: <https://icalliances.org/vermont-coordinated-entry-dashboard>

Housing Opportunity Grant Program (HOP) Status Update

New base funding for HOP grants was prioritized for emergency shelter expansion, including the preservation of shelter capacity created with one-time funding in State Fiscal Year (SFY) 24 and increased capacity in SFY25.

The **Annual HOP Award Summary** is available [online](#).

The Office of Economic Opportunity is currently finalizing awards for SFY26 and those will be summarized and posted online later in the summer. Shelter maintenance and expansion remain priorities.

The status of contracts for housing and supportive services resulting from the Agency's requests for proposals can be found at <https://www.vermontbusinessregistry.com/> . No contracts were awarded in response to the May 24, 2023 RFP.

Emergency Shelter Capacity

County	Total Current Household Capacity
Addison	62
Bennington	31
Caledonia	35
Chittenden	169
Franklin	40
Lamoille	28
Orleans	7
Rutland	25
Washington	94
Windham	68
Windsor	43
Grand Total	602

Emergency Shelter Capacity Updates

- Ongoing Operations at State-Started Shelters – Operations at the Williston shelter ended in June. The Agency is in discussion with the Town of Waterbury and a provider to explore future operations in the Waterbury location.
- Champlain Housing Trust finished renovations on a building that Spectrum Youth & Family Services started operating June 24, 2025 as a young adult shelter.
- Emergency apartment capacity is growing, with Lamoille Community House offering new family shelter emergency apartment capacity in the summer of 2025 and existing providers, such as Capstone Community Action, expanding their capacity.
- BROCC Community Action is renovating provider emergency shelter capacity in Rutland before the end of 2025.
- The new building acquired by COTS will allow them to expand year-round capacity in the future, after the necessary renovations occur.
- Groundworks and Upper Valley Haven have shelter construction projects underway and anticipate opening in summer 2026.
- The state is working with additional providers on acquisition and development projects and will share more information as projects finalize.

Eligibility and contact information, and links to documents and resources can be found at the DCF website.

Resources

<https://dcf.vermont.gov/Addressing-and-Preventing-Unsheltered-Homelessness>

SFY 2025 Monthly Hotel Authorizations*

Data as of 6/12/2025

Month	Payment Authorizations
July 2024	\$3,335,061
August 2024	\$3,334,668
September 2024	\$2,768,658
October 2024	\$1,871,410
November 2024	\$1,900,892
December 2024	\$3,204,632
January 2025	\$3,296,730
February 2025	\$3,023,658
March 2025	\$3,439,040
April 2025	\$2,592,366
May 2025	\$2,541,154
June 2025	\$2,017,862
TOTAL	\$33,326,131**

*Prior month authorizations will adjust throughout the year as data corrections are made.

**Spending represents the cost of hotel rooms, not including admin and security expenses.

Residential Capacity

- As of June 23, **154** Residential Mental Health Treatment beds with **1** currently available.
- As of June 23, **63** Mental Health Intensive Residential Treatment beds with **10** currently available.
- As of June 16, **110** Recovery Housing beds with **6** currently available.
- As of June 20, **217** Department of Corrections (DOC) Transitional Housing beds with **6** currently available.
- As of June 20, **2,861** Skilled Nursing Facility beds with **306** currently available.