

# December 31 Monthly Housing Report

**In accordance with Act 27 (2025)**

Submitted by the Department for Children and Families

# The Big Picture

(As of December 22, 2025)



1209

Number of households in the GA Emergency Housing Program as of 12/22/2025



3,386

Number of people from [2025 Point-in-Time Sheltered & Unsheltered Homelessness Count](#) that took place on 1/22/25



4,466

Number of individuals with completed assessments for [Vermont Coordinated Entry Dashboard](#) on 12/22/2025

# Households By District

This is the current district data on all households in the GA Housing program as of 12/22/2025.

District Office	Rooms	Households	Adults	Children
Barre District Office	153	151	202	31
Bennington District Office	186	183	243	54
Brattleboro District Office	88	82	110	65
Burlington District Office	230	221	314	134
Hartford District Office	110	109	142	20
Middlebury District Office	16	16	18	*
Morrisville District Office	25	25	29	*
Newport District Office	42	42	46	*
Rutland District Office	223	216	280	87
Springfield District Office	42	41	59	22
St Albans District Office	71	69	84	27
St Johnsbury District Office	54	54	70	*
Total	1240	1209	1597	459

\* Data is suppressed when less than 12

# Eligibility Category of Households

This is the current eligibility data on all households in the GA Housing program as of 12/22/2025.

Approval Category	Count
Age 65+	119
Court Ordered/Constructive Eviction	31
Disabled (201G-VR)	308
Disabled (SSI/SSDI)	417
Domestic Violence	30
Families with Children	292
Pregnant	*
Natural Disaster	*
Death of a Spouse, Domestic Partner or Minor Child	*
Grand Total	1209

## Notes:

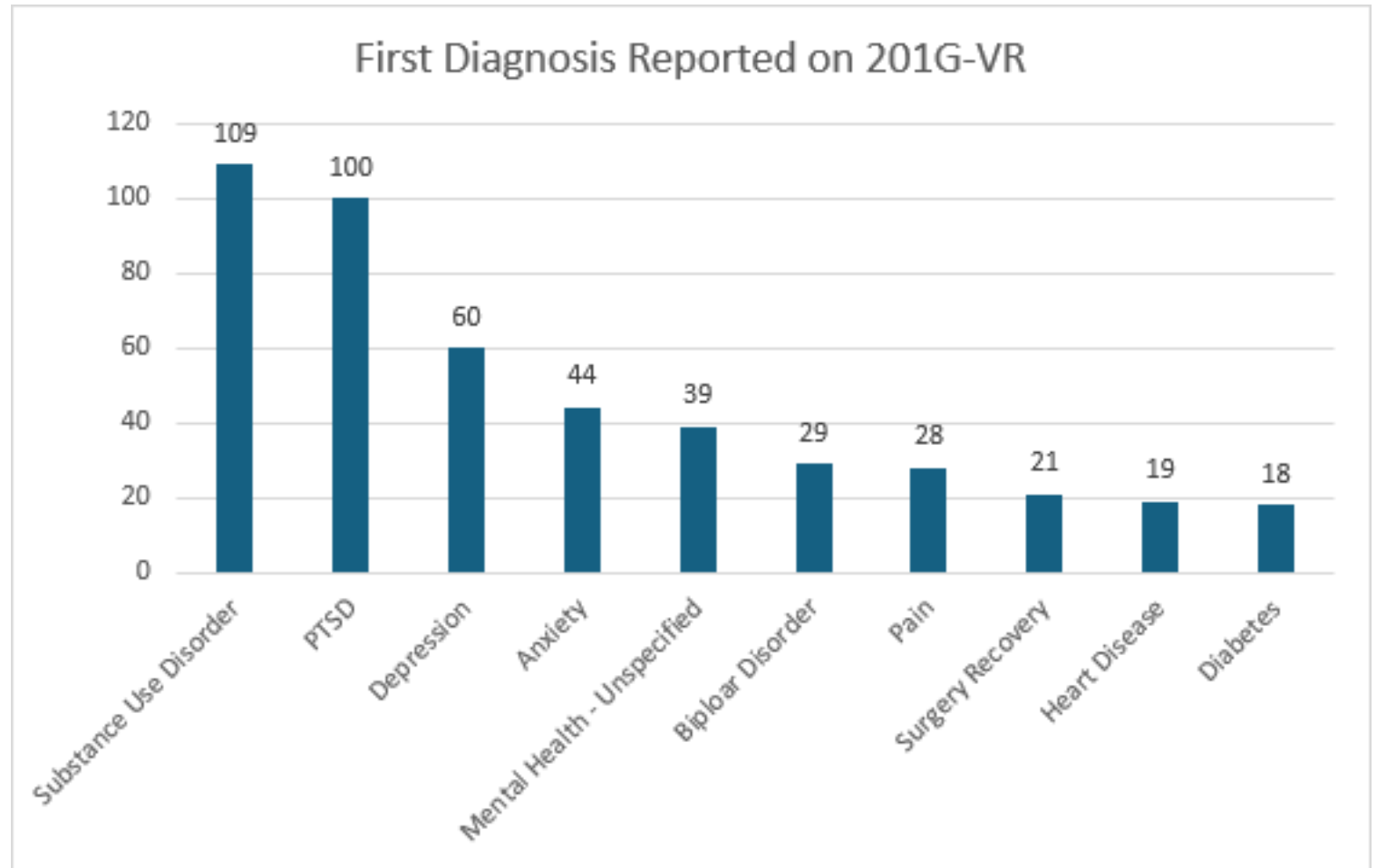
- The [range of individuals in SSI/SSDI](#) crosses a range of acuity and health challenge– it can be mental health, chronic health condition, or a physical disability.

\* Data is suppressed when less than 12

# Disability reasons documented on the Medical Variance Form (201G-VR)

This form must be used to document a qualifying disability or health condition under General Assistance (GA) rule 2652.2, Emergency Housing Assistance for applicants who are not in receipt of SSI or SSDI but claim a disability.

The top 10 first reasons listed on the 201G-VR form are the following:



This data is through 12/30/2024, and does not include SSI/SSDI

# Screening and Case Management

Numbers on specific case management program lines represent the number of households receiving the General Assistance Hotel Benefit that are also receiving benefits through that program.

Case Management Program	Number receiving GA Hotel Benefit (as of 12/15/25)
Choices for Care	26
Vermont Chronic Care Initiative	49
DMH Complex Needs (formerly CRT)	25
Reach Up	113

# Subpopulations Enrolled in Coordinated Entry November 2025

CE Subpopulations by Region

Name	Count Client IDs	Count of Household ID	Number of Veteran Clients	Number of Clients in Chronic Households	Number of Clients in Youth (24-) Households
Addison Coordinated Entry - At Risk (VT-500)	21	14	0	2	6
Addison Coordinated Entry - Literally Homeless (VT-500)	127	82	3	29	11
Bennington Coordinated Entry - At Risk (VT-500)	250	113	2	0	27
Bennington Coordinated Entry - Literally Homeless (VT-500)	424	264	9	75	33
Caledonia/Essex Coordinated Entry - At Risk (VT-500)	70	31	1	0	12
Caledonia/Essex Coordinated Entry - Literally Homeless (VT-500)	183	115	3	31	19
Chittenden Coordinated Entry - Homeless (VT-501)	880	691	14	165	71
Franklin/Grand Isle Coordinated Entry - At Risk (VT-500)	1	1	0	0	1
Franklin/Grand Isle Coordinated Entry - Literally Homeless (VT-500)	323	214	7	49	35
Lamoille Coordinated Entry - At Risk (VT-500)	92	43	7	1	5
Lamoille Coordinated Entry - Literally Homeless (VT-500)	80	55	0	19	5
Orange/Windsor North Coordinated Entry - At Risk (VT-500)	98	49	2	0	5
Orange/Windsor North Coordinated Entry - Literally Homeless (VT-500)	322	217	20	52	13
Orleans Coordinated Entry - At Risk (VT-500)	11	9	0	0	8
Orleans Coordinated Entry - Literally Homeless (VT-500)	109	66	3	4	7
Rutland Coordinated Entry - At Risk (VT-500)	120	73	2	0	9
Rutland Coordinated Entry - Literally Homeless (VT-500)	466	293	17	119	34
Washington Coordinated Entry - At Risk (VT-500)	142	75	3	0	9
Washington Coordinated Entry - Literally Homeless (VT-500)	601	411	29	126	46
Windham South Coordinated Entry - At Risk (VT-500)	45	27	0	0	6
Windham South Coordinated Entry - Literally Homeless (VT-500)	478	332	5	162	28
Windsor S/Windham N Coordinated Entry - At Risk (VT-500)	147	62	0	1	10
Windsor S/Windham N Coordinated Entry - Literally Homeless (VT-500)	193	117	5	38	33

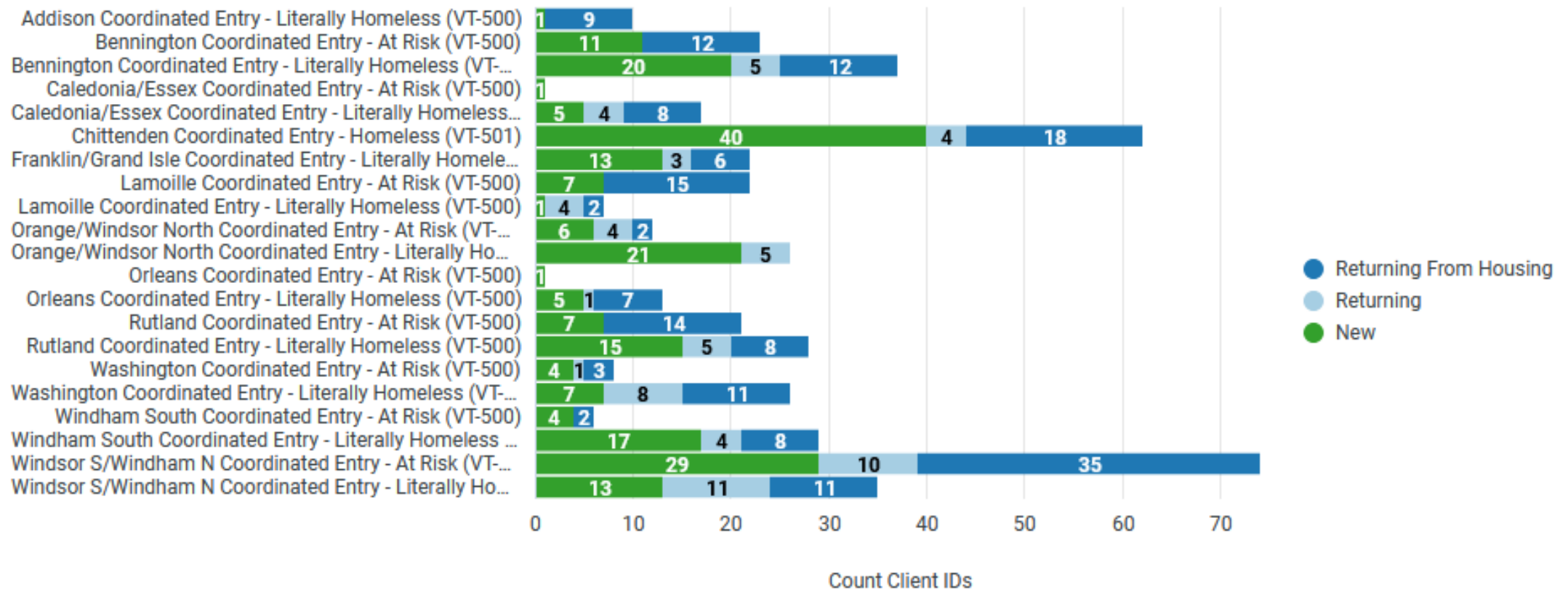
This table shows the number of clients enrolled in Coordinated Entry during the past month, the number of households those clients were in, the number of clients that were veterans, the number of clients that were in chronically homeless households (as defined [here](#)), and the number of clients in a household where the head of household was 24 years of age or under, broken down by the local housing coalitions throughout Vermont.

Source: <https://icalliances.org/vermont-coordinated-entry-dashboard>



# New and Returning Enrollments by Region November 2025

## CE New and Returning Enrollments by Region



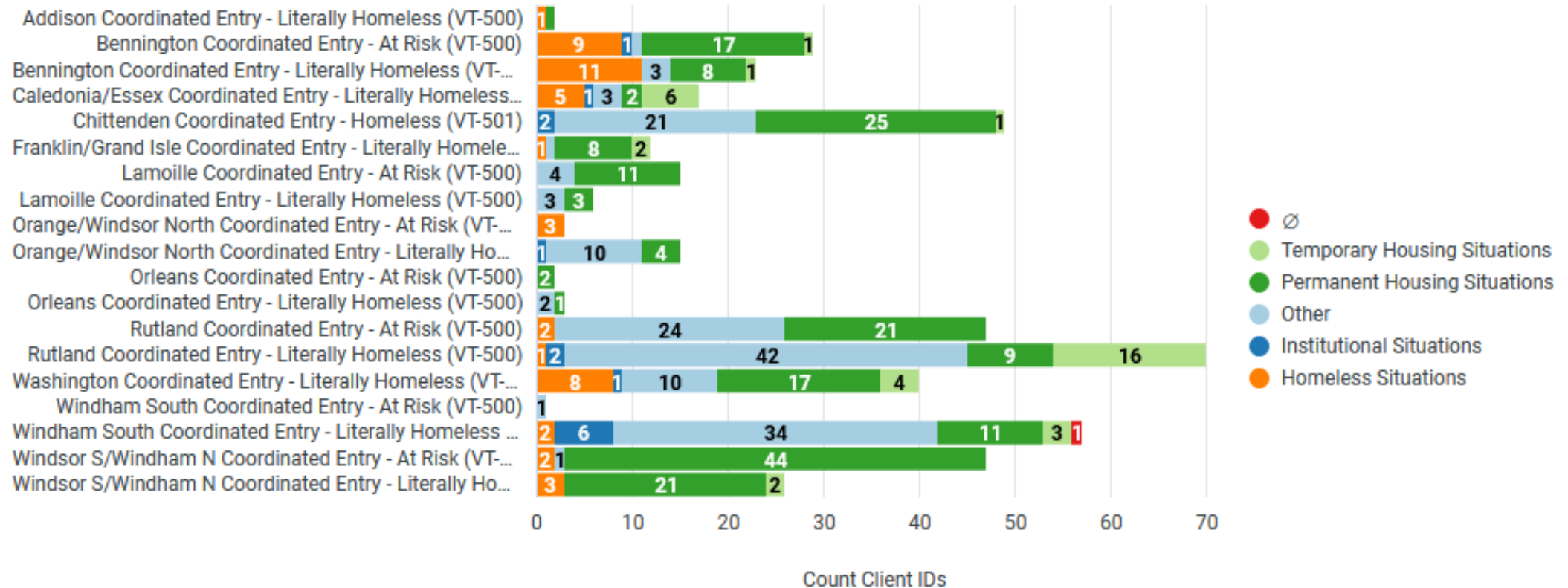
This chart categorizes clients that have entered CE in the past complete month into “Returning From Housing” (Clients that had an exit in HMIS to a permanent destination prior to enrolling in CE), “Returning” (Clients that had an exit in HMIS to a non-permanent destination prior to enrolling in CE), and “New” (Clients that had no exit in HMIS prior to enrolling in CE), broken down by the local housing coalitions throughout Vermont.

Source: <https://icalliances.org/vermont-coordinated-entry-dashboard>



# CE Exit Destination by Region November 2025

CE Exit Destination Categories by Region



This chart breaks down the Exit Destinations of clients leaving CE in the past complete month into categories described in [Appendix A of the HMIS Data Standards](#), broken down by the local housing coalitions throughout Vermont.

Source: <https://icalliances.org/vermont-coordinated-entry-dashboard>

# Housing Opportunity Grant Program (HOP) Status Update

New base funding for HOP grants was prioritized for emergency shelter expansion, including the preservation of shelter capacity created with one-time funding in State Fiscal Year (SFY) 25 and increased capacity in SFY26.

The **Annual HOP Award Summaries** are available [online](#).

The status of contracts for housing and supportive services resulting from the Agency's requests for proposals can be found at <https://www.vermontbusinessregistry.com/>. No contracts were awarded in response to the May 24, 2023 RFP.

# Emergency Shelter Capacity

County	Total Current Household Capacity
Addison	62
Bennington	31
Caledonia	36
Chittenden	215
Franklin	40
Lamoille	31
Orleans	7
Rutland	24
Washington	103
Windham	56
Windsor	44
Grand Total	649

# Emergency Shelter Capacity Updates

Ongoing Operations at State-Started Shelters –

- CVOEO is operating a family shelter in Williston while working with Champlain Housing Trust to shift to a permanent location in February 2026.
- Lamoille Community House is operating a family shelter at the Waterbury Armory this season, November-June operating period.

Seasonal capacity has mostly come online; the Upper Valley Haven seasonal shelter is expected to come online soon and Capstone Community Action will be opening a seasonal shelter in Montpelier in January.

Emergency apartment capacity is growing, with existing providers expanding their capacity across the state.

BROC Community Action is undergoing renovations to provide emergency shelter capacity in Rutland in January 2026.

The new building acquired by COTS is open and has allowed them to expand year-round capacity by 20 beds.

Good Samaritan Haven is planning to open a new year-round shelter in Montpelier in March 2026, it is anticipated to create capacity for 17 individuals.

Champlain Valley Office of Economic Opportunity and the Howard Center will be operating a recovery-oriented emergency shelter in Burlington, anticipated to open in February 2026.

Groundworks, Upper Valley Haven, NEKCA, BROC/Cornerstone Housing Partners have shelter construction projects underway and anticipate opening during State Fiscal Year 2027., which could create capacity for approximately 80-100 additional households.

# Extreme Cold Weather Shelter Updates

*A new approach in SFY26 – Expanded regional and bed capacity*

- Notice of Funding in spring 2025 for an entity to coordinate and administer a new Extreme Cold Weather Shelter Program
- Shelters operate night by night, weather dependent
- New activation level -10° degrees Fahrenheit (was previously at -20°)
  - An "opt in" option between -10° F and 0° F
- Vermont Interfaith Action – Administration, Outreach, Coordination, Training & Technical Assistance

# Extreme Cold Weather Shelter Updates

County	Estimates SFY26 Capacity	Notes
Bennington	12	One project in Bennington
Chittenden	100	One project in Burlington ( <i>only location funded last year</i> )
Orleans	12	One project in Newport
Rutland	20	One project in Rutland
Washington	27	One project in Barre, one project in Montpelier
Windham	15	One project in Brattleboro
Total	209	



Eligibility and contact information, links to documents and resources, and records of past communications to clients and providers can be found at the DCF website.

## Resources

<https://dcf.vermont.gov/Addressing-and-Preventing-Unsheltered-Homelessness>

# SFY 2026 Monthly Hotel Authorizations\*

Data as of 12/18/2025

Month	Payment Authorizations
July 2025	\$1,577,837
August 2025	\$1,598,557
September 2025	\$1,656,996
October 2025	\$1,823,841
November 2025	\$1,943,596
December 2025	\$2,512,795
January 2026	
February 2026	
March 2026	
April 2026	
May 2026	
June 2026	
TOTAL	\$11,113,943

\*Prior month authorizations will adjust throughout the year as data corrections are made.

\*\*Spending represents the cost of hotel rooms, not including admin and security expenses.

# Residential Capacity

- As of December 10, **148** Residential Mental Health Treatment beds with **4** currently available.
- As of December 10, **59** Mental Health Intensive Residential Treatment beds with **9** currently available.
- As of December 11, **118** Recovery Housing beds with **34** currently available.
- As of December 15, **215** Department of Corrections Transitional Housing beds with **45** currently available.
- As of December 10, **2,847** Skilled Nursing Facility beds with **250** currently available.

# Contact Us

To receive this information in an alternative format or for other accessibility requests, please contact:

Nellie Marvel, Senior Advisor to the Commissioner, Department for Children and Families

Email: [Nellie.Marvel@vermont.gov](mailto:Nellie.Marvel@vermont.gov) Phone: 802-881-1439

Monika Madaras, Director of Communications & Legislative Affairs, Department for Children and Families

Email: [Monika.Madaras@vermont.gov](mailto:Monika.Madaras@vermont.gov) Phone: 802-585-4703