

December 31 Housing Reporting

In accordance with Act 113 (2024)

Submitted by the Department for Children and Families

The Big Picture

(As of December 16, 2024)



1325

Number of households in the GA Emergency Housing Program as of 12/16/2024



3,458

Number of people from [2024 Point-in-Time Sheltered & Unsheltered Homelessness Count](#) that took place on 1/24/24



4,896

Number of individuals with completed assessments for [Vermont Coordinated Entry Dashboard](#) on 12/9/2024

Households By District

This is the current district data on all households in the GA Housing program as of 12/16/2024.

District Office	Rooms	Households	Adults	Children
Barre District Office	150	147	199	43
Bennington District Office	142	140	169	48
Brattleboro District Office	228	220	293	70
Burlington District Office	300	298	368	68
Hartford District Office	65	65	78	15
Middlebury District Office	<12	<12	13	<12
Morrisville District Office	22	21	25	<12
Newport District Office	24	24	26	<12
Rutland District Office	228	224	279	101
Springfield District Office	66	66	83	17
St Albans District Office	59	59	72	13
St Johnsbury District Office	51	51	61	<12
Total	1345	1325	1666	402

Eligibility Category of Households

This is the current eligibility data on all households in the GA Housing program as of 12/16/2024.

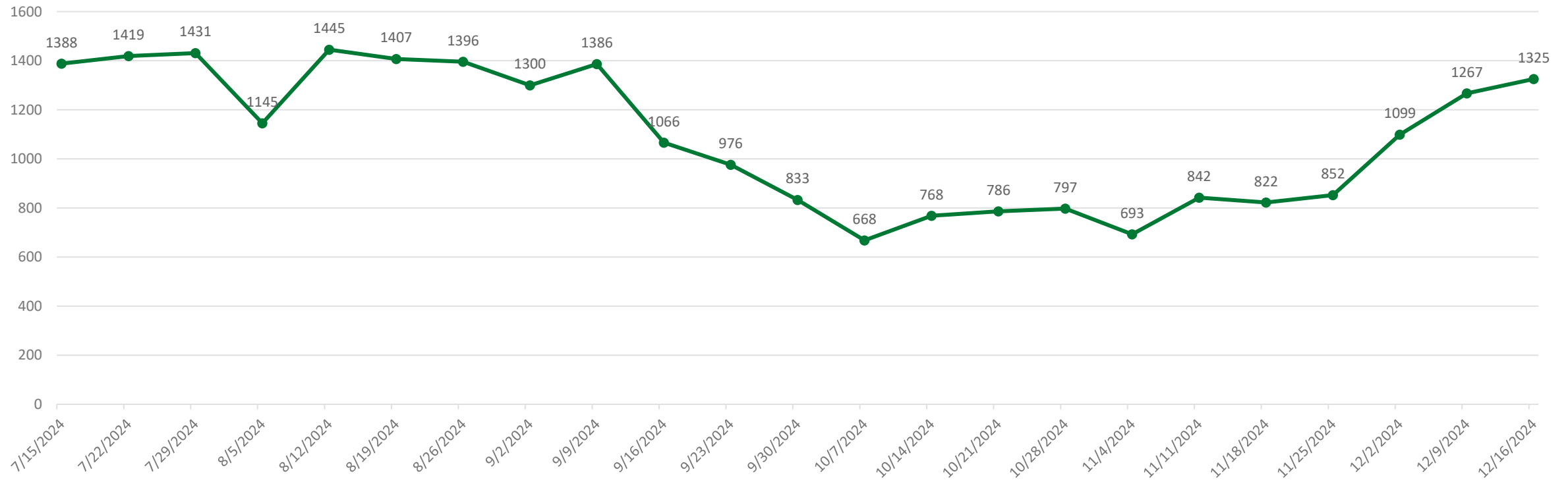
Approval Category	Count
Age 65+	75
Court Ordered/Constructive Eviction	37
Disabled (201G-VR)	355
Disabled (SSI/SSDI)	525
Domestic Violence	56
Families with Children	247
Pregnant	19
Natural Disaster	<12
Death of a Spouse, Domestic Partner or Minor Child	<12
Grand Total	1325

Notes: The [range of individuals in SSI/SSDI](#) crosses a range of acuity and health challenge– it can be mental health, chronic health condition, or a physical disability. As of 3/15/2024, disability can be verified by a licensed medical professional and [Disability Variance Form](#) can be submitted.

Act 113 Changes to the GA Housing Program

Act 113: "The utilization of hotel and motel rooms pursuant to this subdivision shall be capped at 1,100 rooms per night between September 15, 2024, through November 30, 2024, and between April 1, 2025, through June 30, 2025. (2) The maximum number of days that an eligible household receives emergency housing in a hotel or motel under this section, per 12-month period, shall not exceed 80 days. **The Department shall provide emergency winter housing to households meeting the eligibility criteria in subsection (a) of this section between December 1, 2024 and March 31, 2025. Emergency housing in a hotel or motel provided pursuant to this subdivision shall not count toward the maximum days of eligibility per 12-month period provided in subdivision (2) of this subsection.**"

Number of households receiving assistance in July, August, September, October, November and December 2024



Administrative Procedures for Act 113

During times where the number of eligible households exceeds 90% of the 1,100 per night room cap, or 90% of hotel capacity during time periods when the 1,100 per night room cap is not in place, the department will use the following procedure for providing emergency housing assistance.

High Risk Households

Households with a member who:

- Is a child 19 years of age or under.
- Is pregnant.
- Is experiencing domestic violence, dating violence, sexual assault, stalking, human trafficking, hate violence, or other dangerous or life-threatening conditions related to violence against the individual that caused the household to lose its housing.
- Is 65 years of age or older.
- Is otherwise categorically eligible and includes a member who is 50 years of age or older.

Length of Authorization

- Granted in up-to 28-day increments.

Applying with ESD

- Can apply for emergency housing anytime.
- Can reapply for housing up to 10 days in advance of the end date of their current authorization.

All Other Eligible Households

Length of Authorization

- Granted in up-to-14-day increments.

Applying with ESD

- Can apply for emergency housing between the hours of 12pm and 4:30pm Monday through Friday.
- Can reapply for housing on the day their current authorization ends.

Procedure is available online:

<https://dcf.vermont.gov/Addressing-and-Preventing-Unsheltered-Homelessness>

Act 113 Implementation

Unique Households Since
7/1/2024

Households	Adults	Children
3428	4270	1255

Number of Households that reached
80 days

Date	Confirmed number of households
From 9/19/2024 To 11/30/2024	1052

Number of Households that reached
80 days and were housed on 12/16/24

Households	Adults	Children
457	590	160

Screening and Case Management

- When people register for GA Housing they are referred to Coordinated Entry Lead Agency for Coordinated Entry screening.
- The Coordinated Entry Assessment Process helps to identify housing and health-related needs. It also helps to assess if people have complex needs who would benefit from a Team Based Care program approach and if people are connected or need to be connected to health/social health related services and care teams.
- The Coordinated Entry assessor refers directly to programs needed and if a Team Based Care approach is appropriate, they reach out to the AHS Field Director to help make connections to local Community Health Team, Adult Local Interagency Team and/or Vermont Chronic Care Initiative.
- In addition, there are various programs across AHS that help support people in the General Assistance Emergency Housing program, helping to connect them to housing resources and health/social health services as needed

Subpopulations Enrolled in Coordinated Entry November 2024

CE Subpopulations by Region

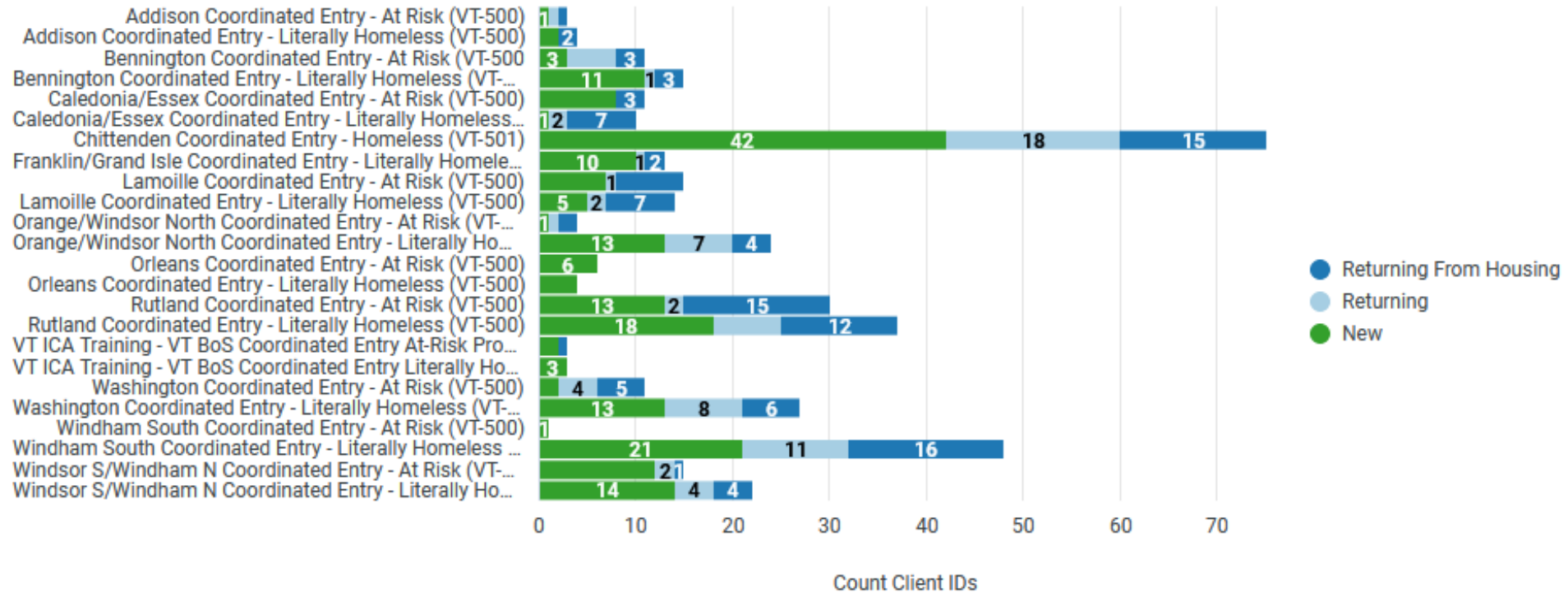
Name	Count Client IDs	Count of Household ID	Number of Veteran Clients	Number of Clients in Chronic Households	Number of Clients in Youth (24-) Households
Addison Coordinated Entry - At Risk (VT-500)	3	2	1	0	0
Addison Coordinated Entry - Literally Homeless (VT-500)	134	85	2	22	9
Bennington Coordinated Entry - At Risk (VT-500)	11	6	1	0	3
Bennington Coordinated Entry - Literally Homeless (VT-500)	357	204	9	66	24
Caledonia/Essex Coordinated Entry - At Risk (VT-500)	11	5	0	0	3
Caledonia/Essex Coordinated Entry - Literally Homeless (VT-500)	124	86	1	16	14
Chittenden Coordinated Entry - Homeless (VT-501)	994	788	19	190	65
Franklin/Grand Isle Coordinated Entry - Literally Homeless (VT-500)	290	188	6	25	29
Lamoille Coordinated Entry - At Risk (VT-500)	15	7	0	0	0
Lamoille Coordinated Entry - Literally Homeless (VT-500)	249	129	3	24	30
Orange/Windsor North Coordinated Entry - At Risk (VT-500)	4	3	0	0	0
Orange/Windsor North Coordinated Entry - Literally Homeless (VT-500)	356	252	25	61	28
Orleans Coordinated Entry - At Risk (VT-500)	6	2	1	0	0
Orleans Coordinated Entry - Literally Homeless (VT-500)	129	65	2	8	13
Rutland Coordinated Entry - At Risk (VT-500)	30	19	2	0	4
Rutland Coordinated Entry - Literally Homeless (VT-500)	797	493	17	196	52
VT ICA Training - VT BoS Coordinated Entry At-Risk Program (VT-500)	7	5	1	0	1
VT ICA Training - VT BoS Coordinated Entry Literally Homeless (VT-500)	9	5	1	0	1
Washington Coordinated Entry - At Risk (VT-500)	12	6	1	0	0
Washington Coordinated Entry - Literally Homeless (VT-500)	898	562	39	109	49
Windham South Coordinated Entry - At Risk (VT-500)	1	1	0	0	1
Windham South Coordinated Entry - Literally Homeless (VT-500)	574	381	12	126	41
Windsor S/Windham N Coordinated Entry - At Risk (VT-500)	22	10	1	0	3
Windsor S/Windham N Coordinated Entry - Literally Homeless (VT-500)	332	188	4	37	50

This table shows the number of clients enrolled in Coordinated Entry during the past month, the number of households those clients were in, the number of clients that were veterans, the number of clients that were in chronically homeless households (as defined [here.](#)), and the number of clients in a household where the head of household was 24 years of age or under, broken down by the local housing coalitions throughout Vermont.

Source: <https://icalliances.org/vermont-coordinated-entry-dashboard>

New and Returning Enrollments by Region November 2024

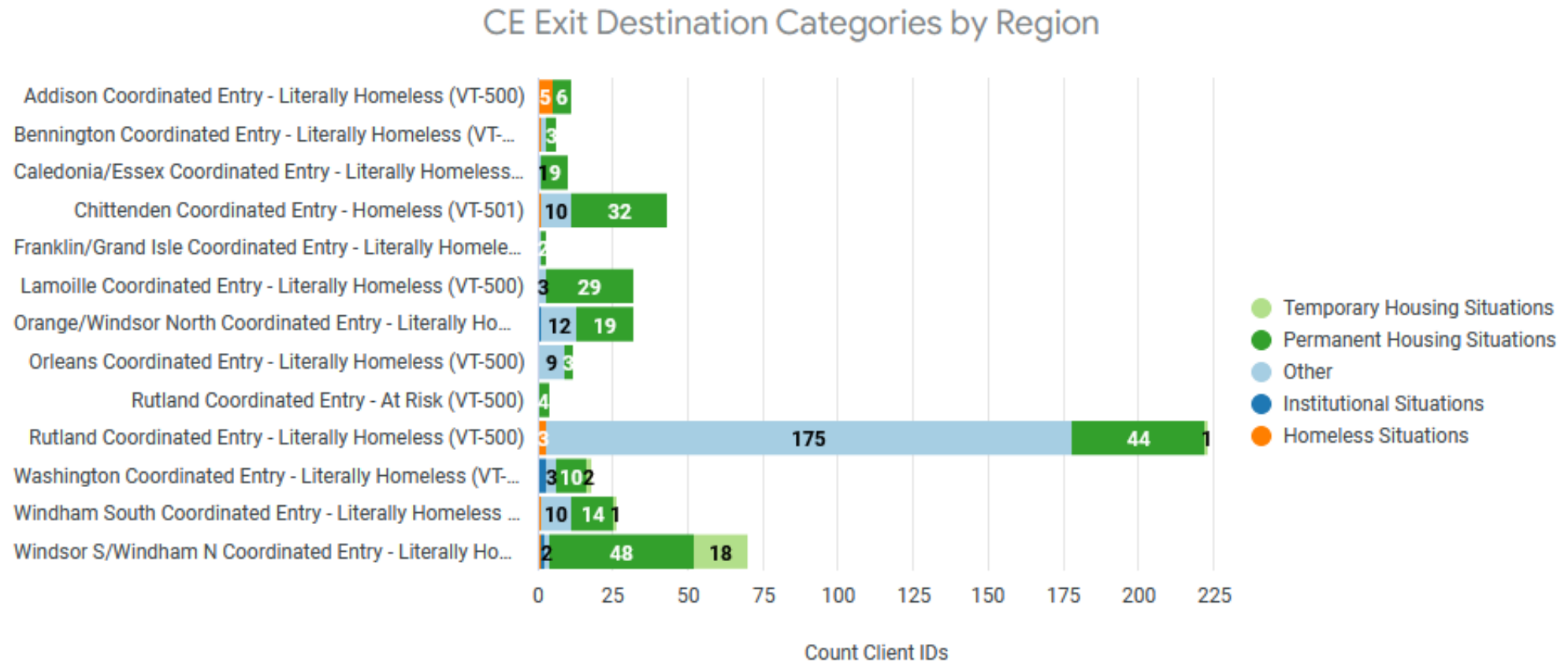
CE New and Returning Enrollments by Region



This chart categorizes clients that have entered CE in the past complete month into “Returning From Housing” (Clients that had an exit in HMIS to a permanent destination prior to enrolling in CE), “Returning” (Clients that had an exit in HMIS to a non-permanent destination prior to enrolling in CE), and “New” (Clients that had no exit in HMIS prior to enrolling in CE), broken down by the local housing coalitions throughout Vermont.

Source: <https://icalliances.org/vermont-coordinated-entry-dashboard>

CE Exit Destination by Region November 2024



This chart breaks down the Exit Destinations of clients leaving CE in the past complete month into categories described in [Appendix A of the HMIS Data Standards](#), broken down by the local housing coalitions throughout Vermont. Source: <https://icalliances.org/vermont-coordinated-entry-dashboard>

Housing Opportunity Grant Program (HOP) Status Update

New base funding for HOP grants was prioritized for emergency shelter expansion, including the preservation of shelter capacity created with one-time funding in State Fiscal Year (SFY) 24 and increased capacity in SFY25.

The **Annual HOP Award Summary** is available at <https://dcf.vermont.gov/oeo/resources/awards>.

Appropriations

Funding Bucket	Total	Obligated*	Unobligated Balance	Unobligated Project Proposals (estimates)**	Remaining Balance
One-Time funds Act 113 Sec. B.1102 (b)(9)	\$10,000,000	\$10,000,000	\$0	\$0	\$0
HOP Base****	\$27,942,422	\$26,785,483	\$1,156,938	\$592,789	\$564,149
Pandemic-Era Hotel Program Transition One-Time funding Act 78 Sec. 123 (c)	\$10,000,00	\$9,009,242	\$990,757	\$990,757	\$0

*Award Notice Issued

**Potential Awards (includes projects in development in previous slides, but prior to award notification - may increase/decrease)

**** Includes General and Federal Funds, including some competitive HUD funds

Eligibility and contact information, and links to documents and resources can be found at the DCF website.

Resources

<https://dcf.vermont.gov/Addressing-and-Preventing-Unsheltered-Homelessness>

Emergency Shelter Capacity

County	Total Current Household Capacity	Additional Awarded Projects in Progress
Addison	62	
Bennington	31	
Caledonia	35	
Chittenden	147	Two seasonal shelters anticipated to open in January/February depending on acquisition, construction, and staffing.
Franklin	25	Two new shelters anticipated to open in January (DV/SV & Youth) depending on renovations and staffing.
Lamoille	28	
Orleans	7	
Rutland	21	Additional emergency apartment capacity has started to be added (one of eight added so far).
Washington	114	
Windham	72	Expanded seasonal capacity, expecting this to increase more pending staffing.
Windsor	43	New expanded apartment capacity; new seasonal shelter anticipated to open in January, delay due to staffing challenges.
Grand Total	585	

Emergency Family Shelters

- Williston and Waterbury Shelters have opened and are intended to run from 11/1/2024 - 3/31/2025.
- Capacity is 7 families for Williston, and 10 for Waterbury.
- As of December 19th:
 - **23** families served
 - **6** families have moved on to other housing/shelter options
- Current expense estimate is \$2,850,000; but this will change as needs are further refined.
- Budget sources include carryforward in OEO base, 1x funds from Act 78 (2023), Sec. C.123(c) and Act 87 (2024) Sec. B.1100 (o)(12)

SFY 2025 Monthly Hotel Authorizations*

Data as of 12/16/2024

Month	Payment Authorizations
July 2024	\$3,335,061
August 2024	\$3,334,828
September 2024	\$2,768,658
October 2024	\$1,871,330
November 2024	\$1,899,372
December 2024	\$2,532,274
January 2025	
February 2025	
March 2025	
April 2025	
May 2025	
June 2025	
TOTAL	\$15,861,137**

*Prior month authorizations will adjust throughout the year as data corrections are made.

**Spending represents the cost of hotel rooms, not including admin and security expenses.

Residential Capacity

- As of October 8, **154** Residential Mental Health Treatment beds with **2** currently available.
- As of October 8, **63** Mental Health Intensive Residential Treatment beds with **6** currently available.
- As of October 22, **96** Recovery Housing beds with **10** currently available.
- As of October 28, **243** Department of Corrections (DOC) Transitional Housing beds with **6** currently available.
- As of October 25, **2,871** Skilled Nursing Facility beds with **263** currently available.