

April 30 Monthly Housing Report

In accordance with Act 27 (2025)

Submitted by the Department for Children and Families

The Big Picture

(As of April 27, 2026)



995

Number of households in the GA Emergency Housing Program as of 4/28/2026



3,386

Number of people from [2025 Point-in-Time Sheltered & Unsheltered Homelessness Count](#) that took place on 1/22/25



4,692

Number of individuals with completed assessments for [Vermont Coordinated Entry Dashboard](#) on 4/20/2026

Households By District

This is the current district data on all households in the GA Housing program as of 4/27/2026.

District Office	Rooms	Households	Adults	Children
Barre District Office	116	114	146	27
Bennington District Office	144	142	195	49
Brattleboro District Office	66	62	92	36
Burlington District Office	205	200	273	111
Hartford District Office	90	89	106	*
Middlebury District Office	12	12	12	*
Morrisville District Office	26	26	32	12
Newport District Office	25	25	27	*
Rutland District Office	178	177	234	66
Springfield District Office	42	40	56	22
St Albans District Office	61	59	70	30
St Johnsbury District Office	49	49	59	*
Total	1014	995	1302	373

* Data is suppressed when less than 12

Eligibility Category of Households

This is the current eligibility data on all households in the GA Housing program as of 4/27/2026.

Approval Category	Count
Age 65+	103
Court Ordered/Constructive Eviction	20
Disabled (201G-VR)	256
Disabled (SSI/SSDI)	337
Domestic Violence	20
Families with Children	249
Pregnant	*
Natural Disaster	*
Death of a Spouse, Domestic Partner or Minor Child	*
Grand Total	995

Notes:

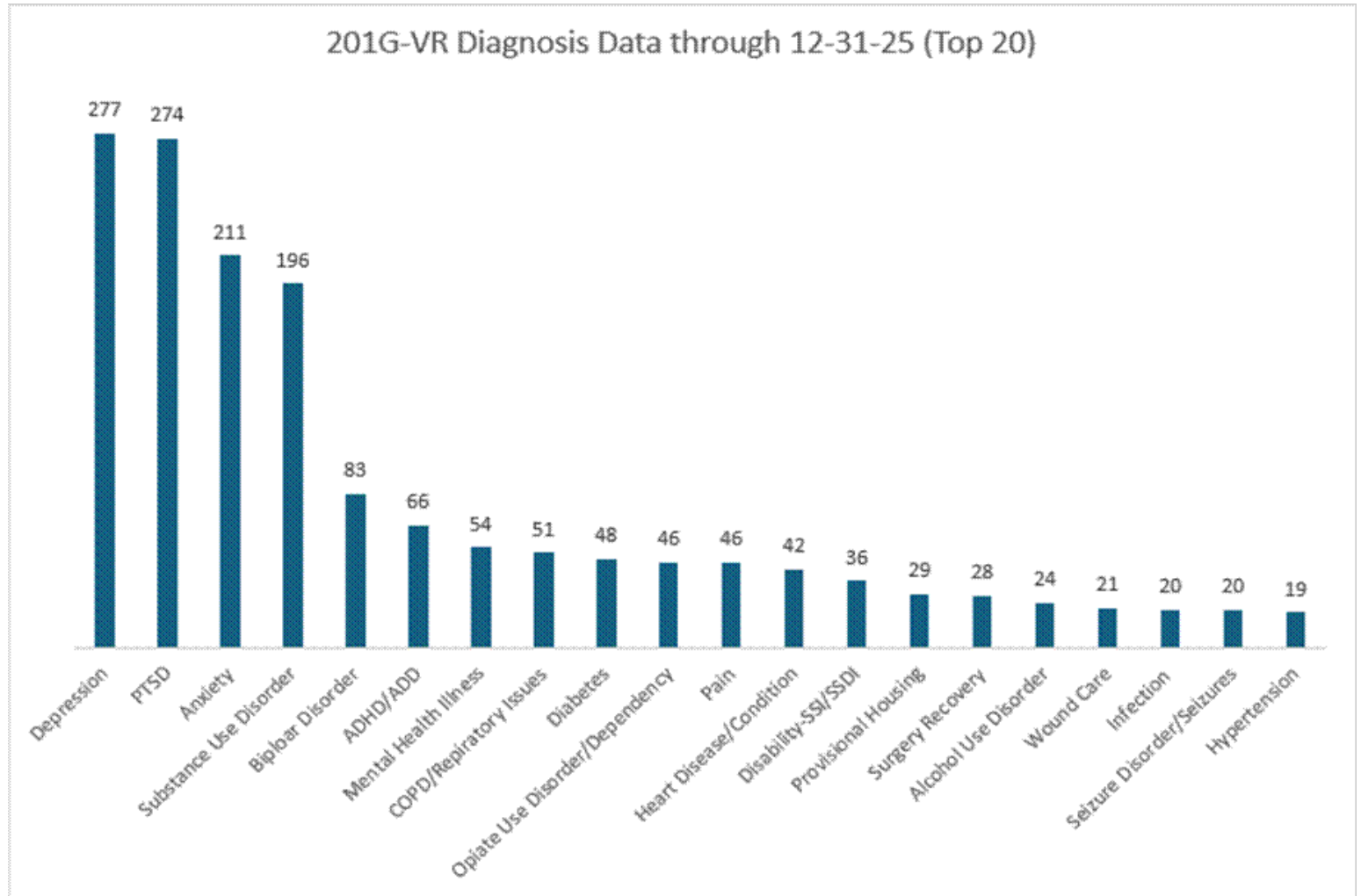
- The [range of individuals in SSI/SSDI](#) crosses a range of acuity and health challenge— it can be mental health, chronic health condition, or a physical disability.

* Data is suppressed when less than 12

Disability reasons documented on the Medical Variance Form (201G-VR)

This form must be used to document a qualifying disability or health condition under General Assistance (GA) rule 2652.2, Emergency Housing Assistance for applicants who are not in receipt of SSI or SSDI but claim a disability.

The top 20 first reasons listed on the 201G-VR form are the following:



This data is from 2024 and 2025 combined, and does not include SSI/SSDI

Screening and Case Management

Numbers on specific case management program lines represent the number of households receiving the General Assistance Hotel Benefit that are also receiving benefits through that program.

Case Management Program	Number receiving GA Hotel Benefit (as of 4/15/26)
Choices for Care	20
Vermont Chronic Care Initiative	53
DMH Complex Needs (formerly CRT)	21
Reach Up	105

Subpopulations Enrolled in Coordinated Entry March 2026

CE Subpopulations by Region

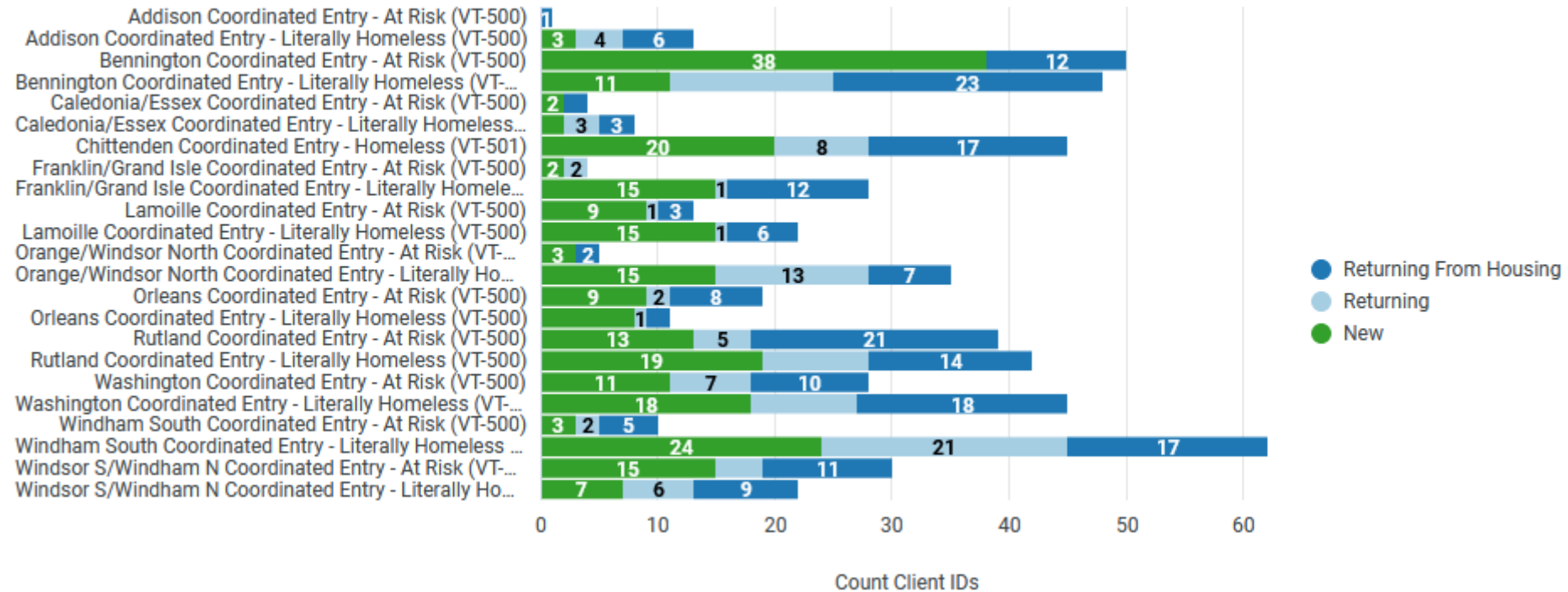
Name	Count Client IDs	Count of Household ID	Number of Veteran Clients	Number of Clients in Chronic Households	Number of Clients in Youth (24-) Households
Addison Coordinated Entry - At Risk (VT-500)	19	14	0	2	5
Addison Coordinated Entry - Literally Homeless (VT-500)	112	85	1	32	6
Bennington Coordinated Entry - At Risk (VT-500)	267	120	3	0	33
Bennington Coordinated Entry - Literally Homeless (VT-500)	453	279	11	77	32
Caledonia/Essex Coordinated Entry - At Risk (VT-500)	70	36	1	0	8
Caledonia/Essex Coordinated Entry - Literally Homeless (VT-500)	168	112	3	42	19
Chittenden Coordinated Entry - Homeless (VT-501)	780	577	14	135	70
Franklin/Grand Isle Coordinated Entry - At Risk (VT-500)	7	3	1	0	5
Franklin/Grand Isle Coordinated Entry - Literally Homeless (VT-500)	327	200	4	47	34
Lamoille Coordinated Entry - At Risk (VT-500)	76	39	3	0	3
Lamoille Coordinated Entry - Literally Homeless (VT-500)	111	78	2	28	12
Orange/Windsor North Coordinated Entry - At Risk (VT-500)	68	38	3	0	6
Orange/Windsor North Coordinated Entry - Literally Homeless (VT-500)	351	234	16	75	14
Orleans Coordinated Entry - At Risk (VT-500)	35	24	0	0	16
Orleans Coordinated Entry - Literally Homeless (VT-500)	110	72	3	8	7
Rutland Coordinated Entry - At Risk (VT-500)	118	59	1	0	20
Rutland Coordinated Entry - Literally Homeless (VT-500)	473	300	10	129	32
Washington Coordinated Entry - At Risk (VT-500)	169	99	3	0	13
Washington Coordinated Entry - Literally Homeless (VT-500)	603	416	19	147	33
Windham South Coordinated Entry - At Risk (VT-500)	63	36	1	0	14
Windham South Coordinated Entry - Literally Homeless (VT-500)	497	323	9	147	36
Windsor S/Windham N Coordinated Entry - At Risk (VT-500)	94	51	2	0	11
Windsor S/Windham N Coordinated Entry - Literally Homeless (VT-500)	214	109	4	45	32

This table shows the number of clients enrolled in Coordinated Entry during the past month, the number of households those clients were in, the number of clients that were veterans, the number of clients that were in chronically homeless households (as defined [here.](#)), and the number of clients in a household where the head of household was 24 years of age or under, broken down by the local housing coalitions throughout Vermont.

Source: <https://icalliances.org/vermont-coordinated-entry-dashboard>

New and Returning Enrollments by Region March 2026

CE New and Returning Enrollments by Region

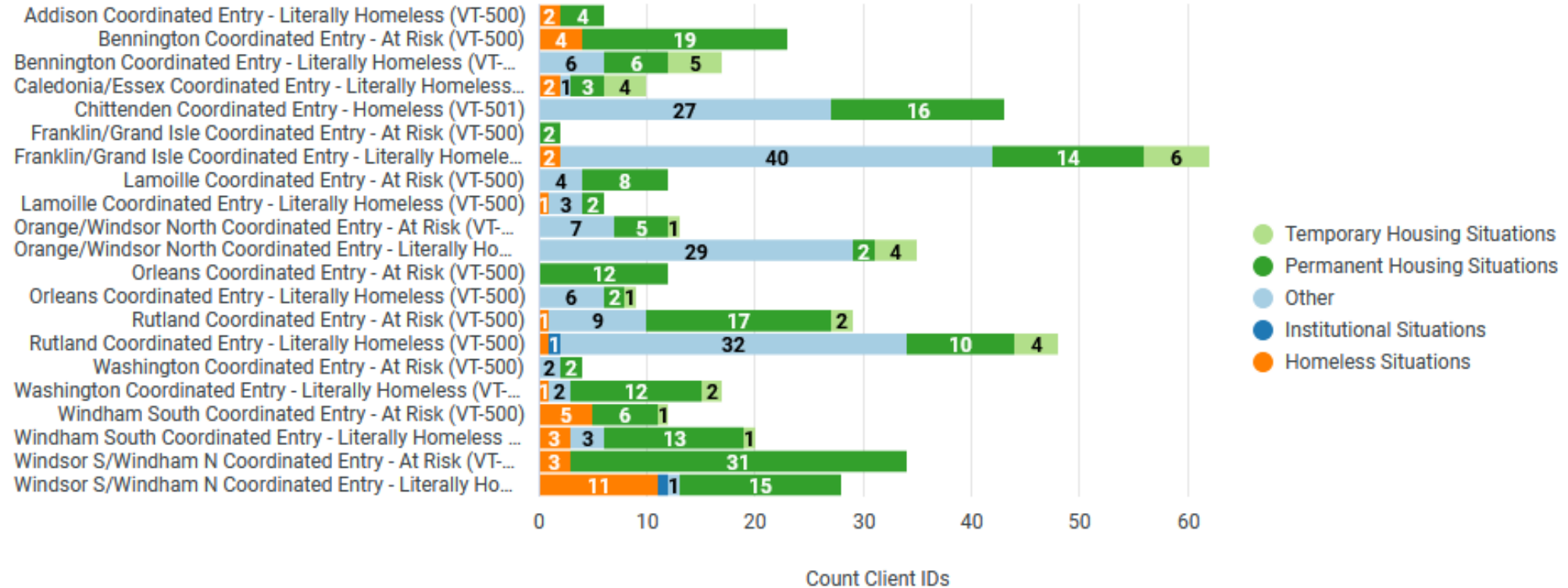


This chart categorizes clients that have entered CE in the past complete month into “Returning From Housing” (Clients that had an exit in HMIS to a permanent destination prior to enrolling in CE), “Returning” (Clients that had an exit in HMIS to a non-permanent destination prior to enrolling in CE), and “New” (Clients that had no exit in HMIS prior to enrolling in CE), broken down by the local housing coalitions throughout Vermont.

Source: <https://icalliances.org/vermont-coordinated-entry-dashboard>

CE Exit Destination by Region March 2026

CE Exit Destination Categories by Region



This chart breaks down the Exit Destinations of clients leaving CE in the past complete month into categories described in [Appendix A of the HMIS Data Standards](#), broken down by the local housing coalitions throughout Vermont.

Source: <https://icalliances.org/vermont-coordinated-entry-dashboard>

Housing Opportunity Grant Program (HOP) Status Update

New base funding for HOP grants was prioritized for emergency shelter expansion, including the preservation of shelter capacity created with one-time funding in State Fiscal Year (SFY) 25 and increased capacity in SFY26.

The **Annual HOP Award Summaries** are available online, and an updated report for SFY26 is [available](#).

The status of contracts for housing and supportive services resulting from the Agency's requests for proposals can be found at <https://www.vermontbusinessregistry.com/>. No contracts were awarded in response to the May 24, 2023 RFP.

Emergency Shelter Capacity

County	Total Current Household Capacity
Addison	62
Bennington	31
Caledonia	36
Chittenden	227
Franklin	40
Lamoille	31
Orleans	7
Rutland	34
Washington	138
Windham	56
Windsor	46
Grand Total	708

Emergency Shelter Capacity Updates

Winter seasonal shelter capacity is winding down; this capacity will reduce through June.

Emergency apartment capacity is growing, with existing providers expanding their capacity across the state.

Groundworks, Upper Valley Haven, NEKCA, BROCC/Cornerstone Housing Partners, and the Charter House Coalition have shelter construction projects underway and anticipate opening during State Fiscal Year 2027, which could create capacity for approximately 80-100 additional households.

The state is working with providers on acquisition and development projects and will share more information as projects finalize.

Extreme Cold Weather Shelter Updates

A new approach in SFY26 – Expanded regional and bed capacity

Overview:

- Shelters operate night by night, weather dependent
- Activation level -10° degrees Fahrenheit
 - An "opt in" option between -10° F and 0° F
- Vermont Interfaith Action – Administration, Outreach, Coordination, Training & Technical Assistance

Update:

- As of March 31, 2026 there have been 34 nights when the program has been activated at the optional or mandatory thresholds.

Extreme Cold Weather Shelter Updates (Continued)

County	SFY26 Capacity	Notes
Bennington	35	One project in Bennington
Chittenden	70	One project in Burlington
Orleans	12	One project in Newport
Rutland	20	One project in Rutland
Washington	15	One project in Montpelier
Windham	15	One project in Brattleboro
Total	167	

Eligibility and contact information, links to documents and resources, and records of past communications to clients and providers can be found at the DCF website.

Resources

<https://dcf.vermont.gov/Addressing-and-Preventing-Unsheltered-Homelessness>

SFY 2026 Monthly Hotel Authorizations

Data as of 4/14/2026

Authorizations and savings will adjust throughout the year as data corrections are made to prior months.

Represents the cost of hotel rooms, not including admin expenses

Month	Budgeted	Payment Authorizations	Potential Savings
July 2025	\$ 2,540,467	\$ 1,578,397	\$ 962,069
August 2025	\$ 2,540,467	\$ 1,598,877	\$ 941,589
September 2025	\$ 2,236,291	\$ 1,657,636	\$ 578,655
October 2025	\$ 1,966,386	\$ 1,824,401	\$ 141,984
November 2025	\$ 1,902,954	\$ 1,945,516	\$ (42,562)
December 2025	\$ 3,307,838	\$ 2,818,016	\$ 489,822
January 2026	\$ 3,561,480	\$ 2,994,077	\$ 567,403
February 2026	\$ 3,197,880	\$ 2,736,155	\$ 461,725
March 2026	\$ 3,561,480	\$ 3,051,963	\$ 509,517
April 2026	\$ 2,676,000		
May 2026	\$ 2,765,200		
June 2026	\$ 2,392,550		
TOTAL	\$ 32,648,991	\$ 20,205,822	\$ 4,609,419

Residential Capacity

- As of April 28, **148** Residential Mental Health Treatment beds with **14** currently available.
- As of April 28, **59** Mental Health Intensive Residential Treatment beds with **5** currently available.
- As of April 29, **137** Recovery Housing beds with **47** currently available.
- As of April 17, **210** Department of Corrections Transitional Housing beds with **54** currently available.
- As of April 28, **2,815** Skilled Nursing Facility beds with **244** currently unoccupied.

Contact Us

To receive this information in an alternative format or for other accessibility requests, please contact:

Nellie Marvel, Senior Advisor to the Commissioner, Department for Children and Families

Email: Nellie.Marvel@vermont.gov Phone: 802-881-1439

Monika Madaras, Director of Communications & Legislative Affairs, Department for Children and Families

Email: Monika.Madaras@vermont.gov Phone: 802-585-4703