



THE STATE OF VERMONT'S CHILDREN

2025 YEAR IN REVIEW



ABOUT THIS YEAR'S REPORT

The 2025 *State of Vermont's Children: Year in Review* report introduces a streamlined format focused on statewide and regional profiles. These profiles provide a snapshot of selected indicators related to child and family well-being across Vermont. (See pages 6-18.)

This year's report also highlights Vermont's Early Childhood Strategic Plan, which sets shared goals and priorities for the early childhood system over the next five years. (See page 4.)

Where Did the Rest of the Data Go?

To keep the printed report concise, data that appeared in previous editions now live in Vermont's Early Childhood Data Portal, part of Vermont's Early Childhood Data & Policy Center. This approach allows the report to focus on key findings, while ensuring that detailed, up-to-date data remain publicly available year-round.

What Is Vermont's Early Childhood Data Portal?

Vermont's Early Childhood Data Portal is an easy-to-use tool that brings together reliable data on young children, families, and the early childhood system.

The portal uses clear visualizations to show trends over time and differences by region. Users can download full datasets and review data notes and sources. New data is added regularly.

The Data Portal helps users:

- Track trends and regional differences
- Identify disparities and gaps
- Inform policy, funding, and program decisions

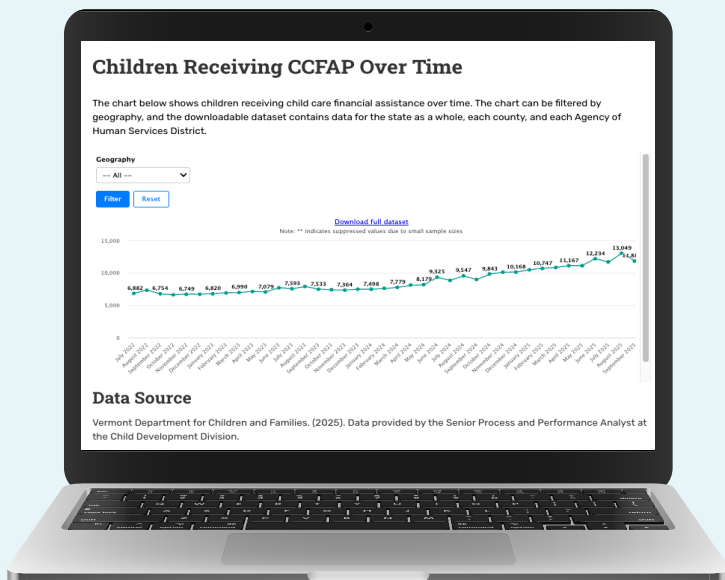
By centralizing data, the portal makes information easier to find, understand, and use. The Data Portal supports a range of users:

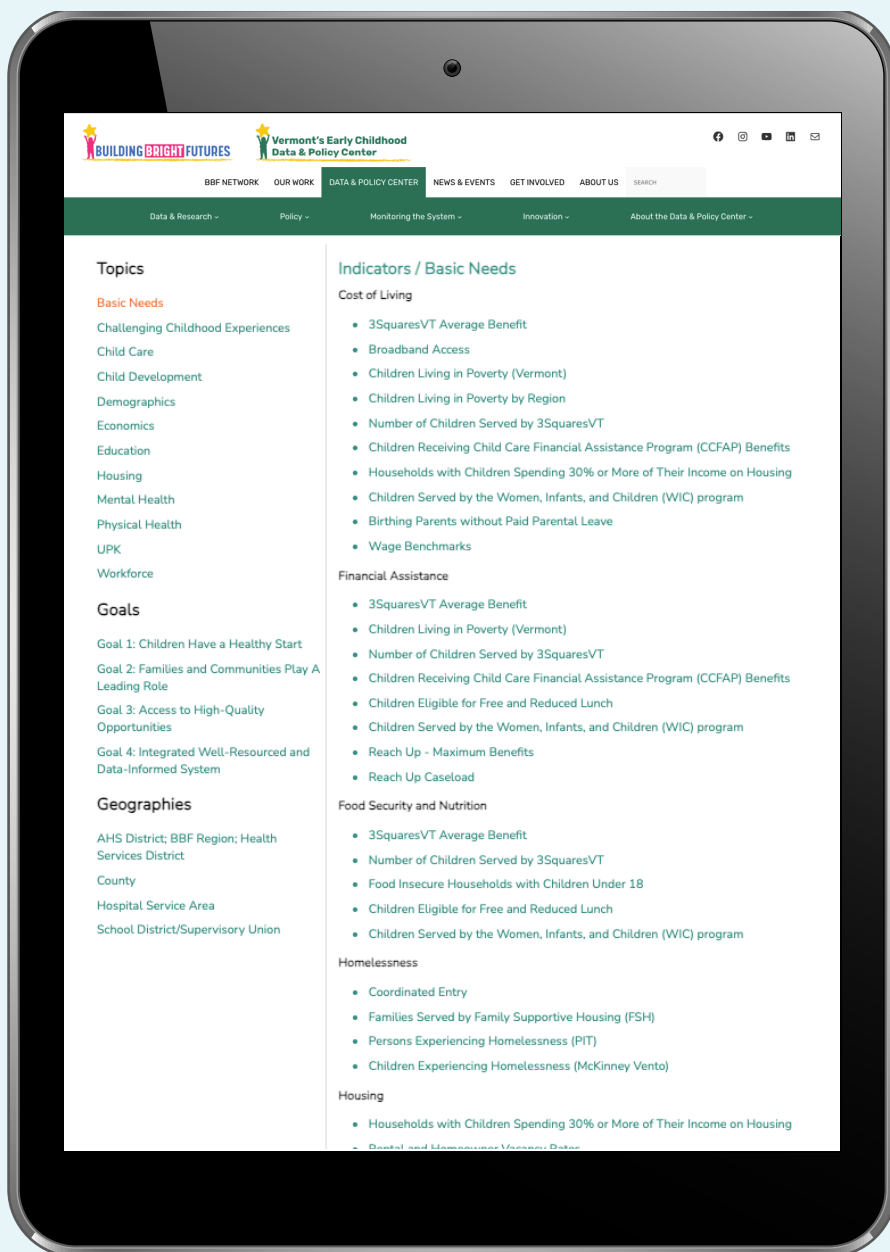
- Legislators and members of the Administration can use it to inform policy and budgets.
- Community organizations, advocates, and family leaders can find data to support them in planning and help them craft legislative testimony.
- Funders and donors can use it to better align their investment with community needs.

What You'll Find

Data are organized across key areas of child and family well-being, including:

- Basic needs and economic security
- Child care and early learning
- Health and well-being
- Housing stability
- Safety, special education, and early intervention





How to Use the Portal

1. Choose a topic or geography.
2. Select an indicator to view trends and comparisons.
3. Download data or read definitions and sources.

Users can explore multiple indicators to understand how systems connect.

Access and Support

Visit buildingbrightfutures.org/data-portal or scan the QR code to explore the data.



Questions or suggestions?
Contact the BBF Data and Policy Team at data@buildingbrightfutures.org.



VERMONT'S EARLY CHILDHOOD STRATEGIC PLAN 2030

EXECUTIVE SUMMARY

Vermont's Early Childhood Strategic Plan 2030 provides a shared vision and roadmap to ensure every child in Vermont, from the prenatal period through age 8, has the resources, opportunities, and support to thrive. The Plan is guided by Building Bright Futures' (BBF) legislative mandate to steward Vermont's early childhood system and was developed in partnership with The Creative Discourse Group (TCDG), the State Advisory Council, and partners across the state.

Released in 2025, this update builds on the 2020 Vermont's Early Childhood Action Plan (VECAP) and reflects what families, caregivers, and early childhood professionals shared through intensive engagement. Nearly 200 Vermonters contributed through conversations, letters, and storytelling. They included parents, grandparents, kinship and foster caregivers, educators, health providers, and community leaders. Their input was paired with analysis of 49 statewide planning documents and needs assessments to ensure the goals are both community-driven and evidence-based. Partners also shaped iterative revisions, refining language, strengthening priorities, and ensuring the Plan reflects Vermont's diverse perspectives and expertise.

The Strategic Plan centers equity, belonging, and justice. It celebrates the strengths and resilience of Vermont families while confronting systemic barriers such as high costs of living, housing shortages, limited access to health and child care, and discrimination. Families emphasized that they are not seeking handouts. They want responsive and culturally affirming systems that honor their expertise and support their children's success.

Six foundational principles shape the Strategic Plan and its implementation: (1) Families and caregivers are leaders and central to decision-making, (2) Equity and justice are non-negotiable, (3) Brain and developmental science guide our work, (4) Action steps build on community strengths and resilience, (5) Bold, achievable goals drive collective action, (6) Accountability, transparency, and continuous improvement are essential.

This plan offers a collective direction and measurable steps to move toward a Vermont where every child and family experiences equity, belonging, and justice. The vision for 2030 is that:

- Children and families consistently have their basic needs met, including stable housing, nutritious food, income, and transportation.
- Children grow up in safe, healthy, and nurturing environments that promote healing and resilience.
- Children and families gain access to inclusive, high-quality opportunities that support their development and well-being.
- Children are cared for by a well-prepared, well-supported, and equitably compensated early childhood workforce.
- Vermont's early childhood system is family-centered, coordinated, well-resourced, and data-driven.


To move toward this vision, the Plan identifies five strategic goals, each paired with example actions that demonstrate how progress can be made.

Goal 1: All Children and Families Have Their Basic Needs Met.

Children cannot thrive without stable housing, food, income, and transportation. The stress of being unable to meet basic physiological needs such as food and shelter, often due to poverty, impacts parents' and caregivers' capacity to create environments that support early childhood development. To advance this goal, Vermont must develop and expand financial supports, implement paid leave and family-friendly workplace policies, remove barriers that limit access to basic resources, and address the needs of those most impacted by economic insecurity.

Goal 2: All Children Are Raised in Safe, Healthy, and Healing Environments.

Every child should grow up in conditions that support health, safety, and resilience. Stable, nurturing environments help children thrive in school, build strong relationships, and grow into



healthy adults. Unsafe or unstable settings, trauma, and poor health can disrupt development and increase risks of chronic illness, mental health challenges, academic struggles, and involvement in child welfare or justice systems. To advance this goal, Vermont must invest in preventative health care, ensure access to health insurance, build emergency preparedness and climate resilience, invest in community infrastructure such as parks and broadband, and center racial equity in the child protection and health and human services systems.

Goal 3: All Children and Families Have Access to High-Quality Opportunities That Promote Child Development and Well-Being.

Every child deserves access to opportunities that nurture their physical, social-emotional, and intellectual growth. Early experiences and relationships are the foundation of healthy development, preparing children for success in school and life. Without access, too many children miss critical developmental supports, deepening disparities in learning and long-term well-being. To advance this goal, Vermont must increase equitable access and affordability of early childhood education through a coordinated mixed-delivery system, increase inclusion for children with disabilities and developmental delays, ensure access to early intervention and special education, provide support and resources to early childhood education programs and schools, and reduce or eliminate exclusionary discipline in early childhood settings.

Goal 4: All Children Are Supported by a Well-Prepared, Well-Supported Early Childhood Workforce.

The early childhood workforce is essential to the health and success of children, families, and communities. A strong workforce not only ensures high-quality care and learning but also underpins Vermont's economy by enabling parents

to work and employers to thrive. Without equitable pay, professional recognition, and long-term investment, the state risks ongoing shortages, instability, and lost opportunities for children and families. To advance this goal, Vermont must expand access to affordable, high-quality training, education, and professional development for the early childhood workforce; increase compensation and benefits to allow workers to meet their basic needs and to thrive; and engage in effective recruitment and retention tactics to attract a broad, stable, diverse workforce.

Goal 5: Our System Centers Children and Families and Is Coordinated, Well-Resourced, and Data-Driven.

Families and caregivers must hold real power in shaping decisions, and families' transitions across systems must be smooth and coordinated. Caregivers are experts on the care, services, and supports each family member needs, and their voices should guide the policies, practices, and investments that shape their lives. High-quality, up-to-date data is an essential tool for learning about and responding to the needs of children and families statewide. To advance this goal, Vermont must involve families in leadership and decision-making, improve transitions among services, invest in improvements to data systems, and promote collaboration among early childhood leaders.

This Plan is a shared tool for families and caregivers, policymakers, advocates, educators, researchers, and business leaders to work from a common vision. It sets clear objectives and flexible strategies to guide investments, align priorities, and track progress through 2030. Vermont's children cannot wait. The Strategic Plan represents a collective commitment to build a just, inclusive, and resilient early childhood system where every child and family has the opportunity to thrive.

Read the full report at buildingbrightfutures.org/strategic-plan

GOALS



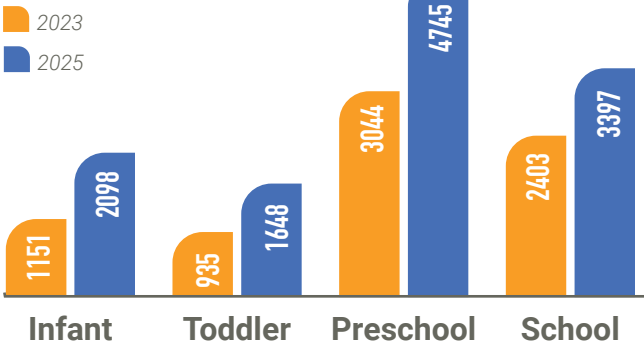
Introduction to Regional Profiles

The following regional profiles offer a snapshot of selected indicators of child and family well-being for each of Vermont's 12 regions, which line up with the Agency of Human Services Districts. Each indicator represents the most high-quality, up-to-date data that is available at the regional level.

This report draws from multiple sources of Vermont data, not all of which use the same geographic boundaries. Several indicators are only available at the county or supervisory union/school district level. When necessary, multiple areas are included to provide a more inclusive picture of the region.

The data on this page is for the entire state of Vermont:

CHILD CARE FINANCIAL ASSISTANCE (CCFAP) ENROLLMENT BY AGE⁷



CHILD POPULATION¹ (2024)

57,696 children under 10

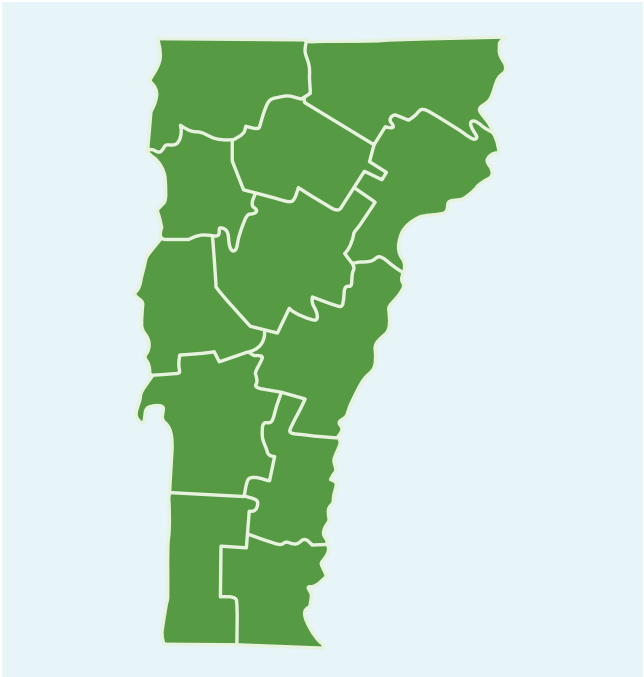
Decreased from 60,141 in 2019²

PRE-TAX ANNUAL FAMILY BUDGET³

~\$130,500 (\$31.37/hr)*

FULL IMMUNIZATION COVERAGE⁶ (2024)

75% for children by age 2



CHILDREN RECEIVING HOMELESSNESS SUPPORTS⁵

1,685 children under 13

From Coordinated Entry

CHILDREN IN OUT-OF-HOME CUSTODY⁴ (2025)

396 children under 9

Decreased from 541 in 2020

Proficiency

Pre-K Literacy (Spring 2025) ⁸	91%
Ready for Kindergarten (Fall 2024) ⁹	85%
Third Grade Reading (Spring 2024) ¹⁰	48%
Students Living in Poverty** (Spring 2025) ¹¹	17% – 67%

*Statewide standard that insures living wage for entire state

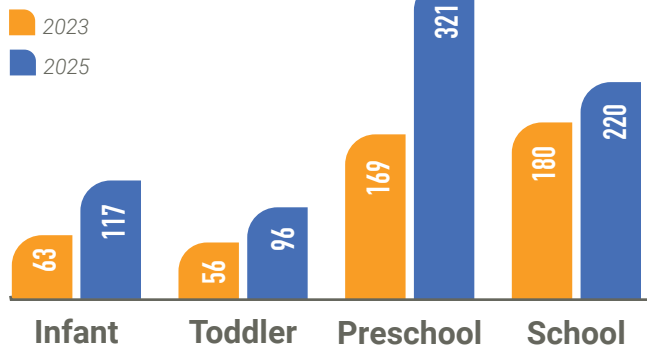
**Students eligible for free or reduced-price lunch ($\leq 185\%$ of the Federal Poverty Level).

Addison

REGIONAL PRIORITIES:

- Child and family mental health
- Quality and capacity of early childhood education and services

CHILD CARE FINANCIAL ASSISTANCE (CCFAP) ENROLLMENT BY AGE



CHILD POPULATION¹ (2024)

3,036 children under 10

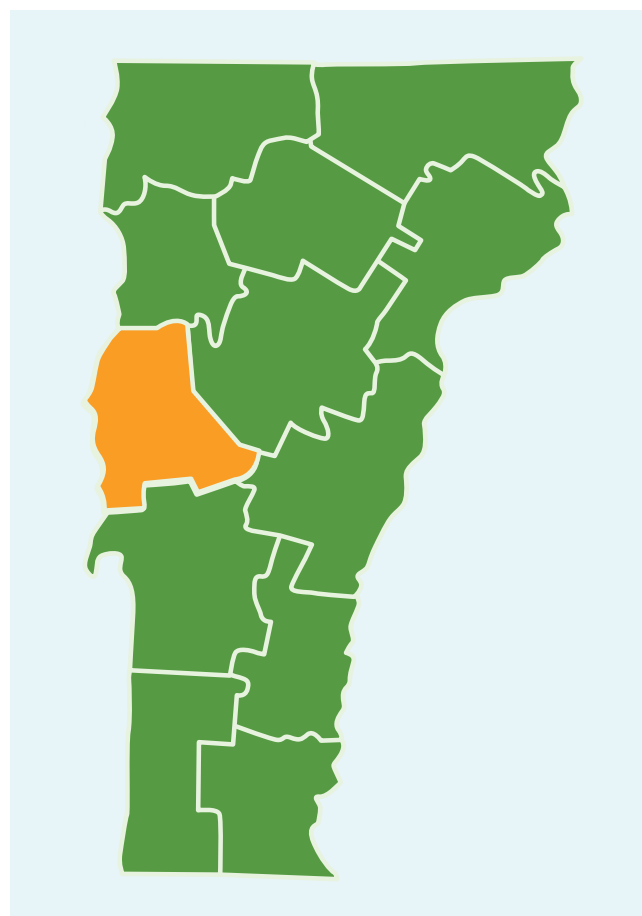
Decreased from 3,199 in 2019²

PRE-TAX ANNUAL FAMILY BUDGET³

~\$117,700 (\$28.29/hr)*

FULL IMMUNIZATION COVERAGE⁶ (2024)

78% for children by age 2



CHILDREN RECEIVING HOMELESSNESS SUPPORTS⁵

47 children under 13

From Coordinated Entry

CHILDREN IN OUT-OF-HOME CUSTODY⁴ (2025)

17 children under 9

Decreased from 38 in 2020

Supervisory Union/School District	Pre-K Literacy (Spring 2025) ⁸	Ready for K (Fall 2024) ⁹	Third Grade Reading (Spring 2024) ¹⁰	Students Living in Poverty* (Spring 2025) ¹¹
Addison Central SD	89%	83%	43%	31%
Addison Northwest SU	68%	79%	40%	29%
Lincoln SD	100%	100%	Not Available	22%
Mount Abraham Union SD	93%	68%	40%	33%
Slate Valley Unified Union SD	85%	78%	57%	47%

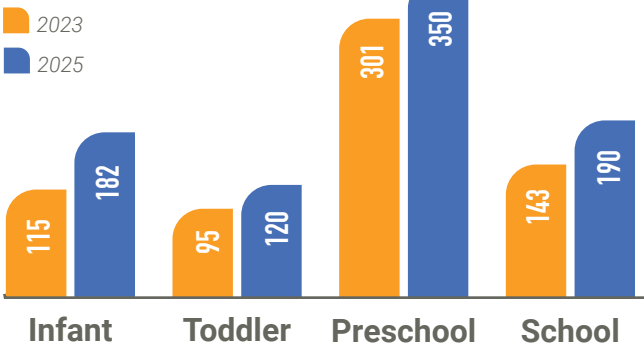
*Students eligible for free or reduced-price lunch ($\leq 185\%$ of the Federal Poverty Level).

Bennington

REGIONAL PRIORITIES:

- Child and family mental health
- Quality and capacity of early childhood education and services

CHILD CARE FINANCIAL ASSISTANCE (CCFAP) ENROLLMENT BY AGE



CHILD POPULATION¹ (2024)

3,207 children under 10

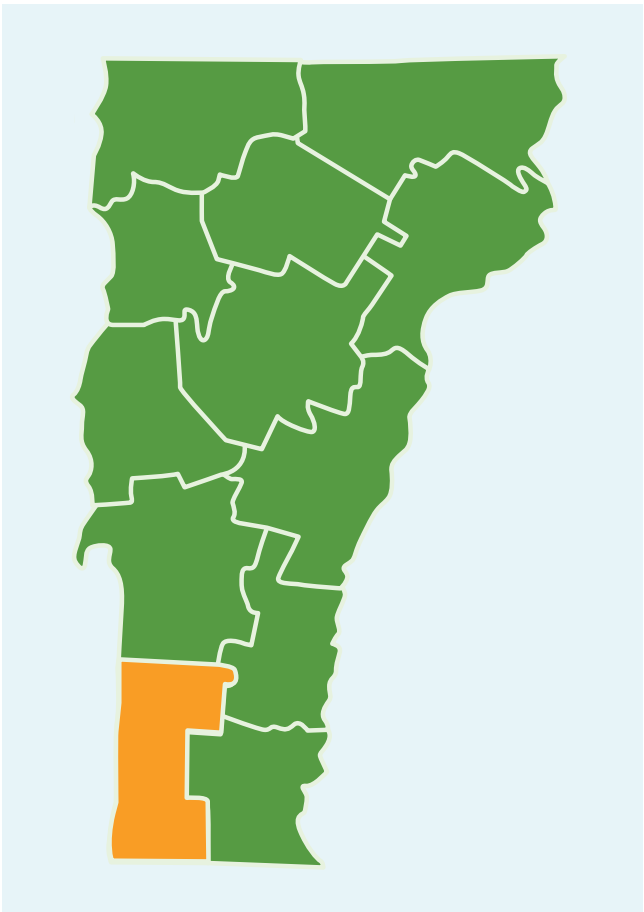
Decreased from 3,378 in 2019²

PRE-TAX ANNUAL FAMILY BUDGET³

~\$110,400 (\$26.54/hr)*

FULL IMMUNIZATION COVERAGE⁶ (2024)

75% for children by age 2



CHILDREN RECEIVING HOMELESSNESS SUPPORTS⁵

174 children under 13

From Coordinated Entry

CHILDREN IN OUT-OF-HOME CUSTODY⁴ (2025)

51 children under 9

Decreased from 69 in 2020

Supervisory Union/School District	Pre-K Literacy (Spring 2025) ⁸	Ready for K (Fall 2024) ⁹	Third Grade Reading (Spring 2024) ¹⁰	Students Living in Poverty* (Spring 2025) ¹¹
Bennington Rutland SU	93%	81%	54%	44%
Southwest Vermont SU	84%	84%	33%	59%
Windham Southwest SU	97%	96%	50%	42%

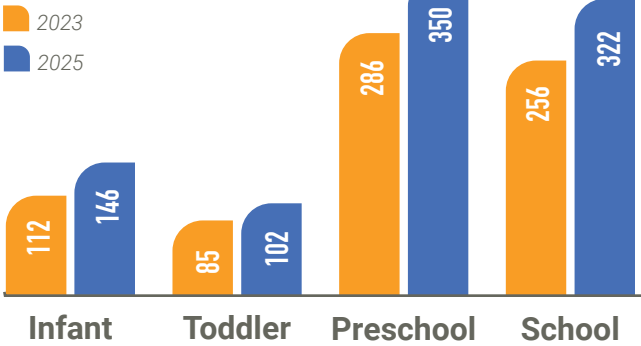
*Students eligible for free or reduced-price lunch (≤185% of the Federal Poverty Level).

Caledonia and Southern Essex

REGIONAL PRIORITIES:

- Child and family mental health
- Building resilience in children, families, and communities

CHILD CARE FINANCIAL ASSISTANCE (CCFAP) ENROLLMENT BY AGE



CHILD POPULATION¹ (2024)

2,985 children under 10

Decreased from 3,246 in 2019²

PRE-TAX ANNUAL FAMILY BUDGET³

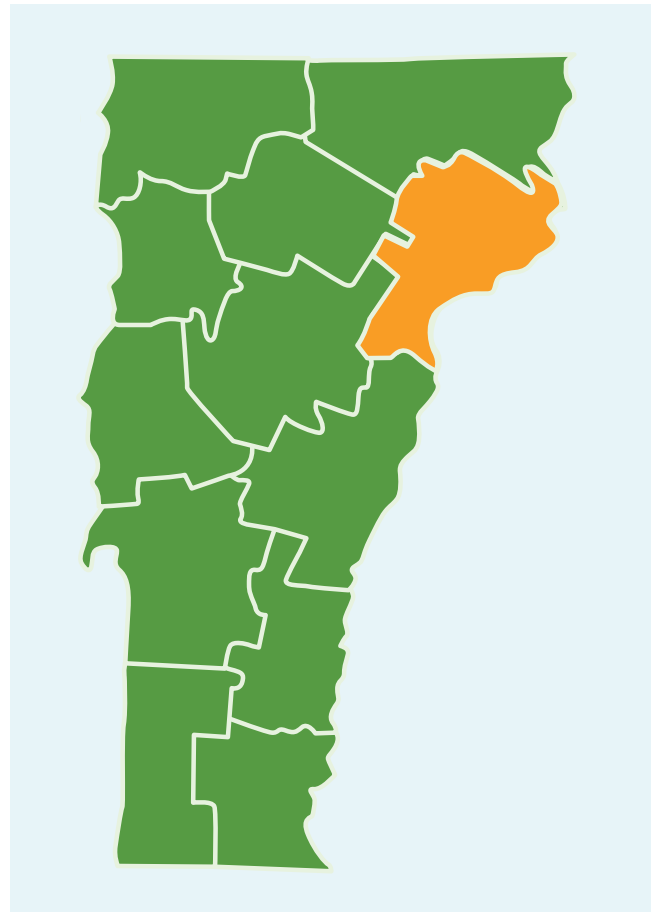
~\$107,000 (\$25.72/hr) Caledonia County

~\$104,200 (\$25.05/hr) Essex County

FULL IMMUNIZATION COVERAGE BY AGE 2⁶ (2024)

67% Caledonia County

51% Essex County



CHILDREN RECEIVING HOMELESSNESS SUPPORTS⁵

49 children under 13

From Coordinated Entry

CHILDREN IN OUT-OF-HOME CUSTODY⁴ (2025)

21 children under 9

Decreased from 28 in 2020

Supervisory Union/School District	Pre-K Literacy (Spring 2025) ⁸	Ready for K (Fall 2024) ⁹	Third Grade Reading (Spring 2024) ¹⁰	Students Living in Poverty* (Spring 2025) ¹¹
Caledonia Central SU	96%	84%	Not Available	43%
Kingdom East	94%	70%	40%	53%
Orange East SU	91%	86%	Not Available	43%
St. Johnsbury SD	87%	92%	33%	57%

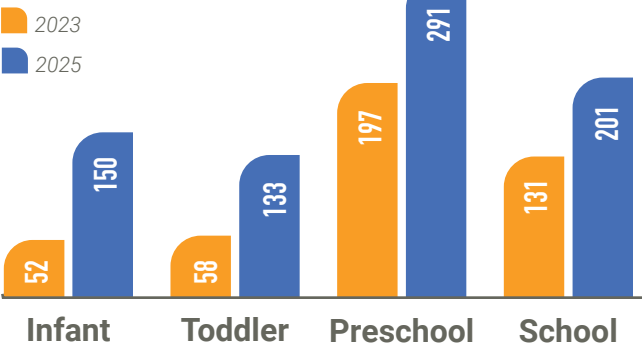
*Students eligible for free or reduced-price lunch ($\leq 185\%$ of the Federal Poverty Level).

Central Vermont

REGIONAL PRIORITIES:

- Access to basic needs
- Building resilience in children, families, and communities

CHILD CARE FINANCIAL ASSISTANCE (CCFAP) ENROLLMENT BY AGE



CHILD POPULATION¹ (2024)

5,877 children under 10

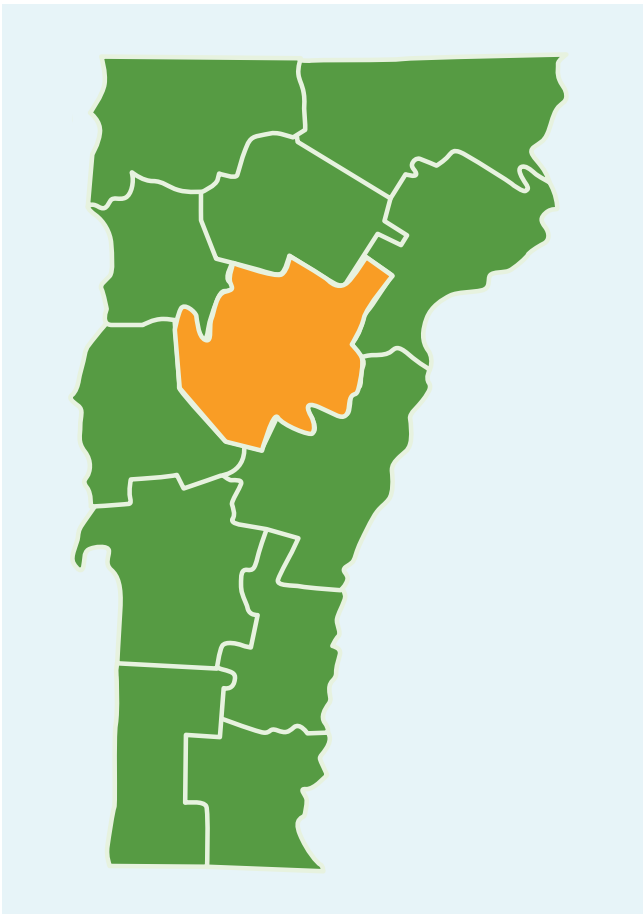
Decreased from 6,381 in 2019²

PRE-TAX ANNUAL FAMILY BUDGET³

~\$113,900 (\$27.38/hr) Orange County
~\$118,200 (\$28.41/hr) Washington County

FULL IMMUNIZATION COVERAGE⁶ (2024)

75% Orange County
76% Washington County



CHILDREN RECEIVING HOMELESSNESS SUPPORTS⁵

111 Northern Windsor and Orange Counties
275 Washington County

From Coordinated Entry

CHILDREN IN OUT-OF-HOME CUSTODY⁴ (2025)

38 children under 9

Decreased from 44 in 2020

Supervisory Union/School District	Pre-K Literacy (Spring 2025) ⁸	Ready for K (Fall 2024) ⁹	Third Grade Reading (Spring 2024) ¹⁰	Students Living in Poverty* (Spring 2025) ¹¹
Barre SU	91%	60%	28%	43%
Caledonia Central SU	96%	84%	Not Available	43%
Central Vermont SU	90%	78%	37%	45%
Harwood Unified Union SD	96%	89%	55%	22%
Montpelier Roxbury SD	89%	85%	74%	25%
Orange Southwest SU	91%	85%	53%	44%
Washington Central SU	100%	88%	55%	31%

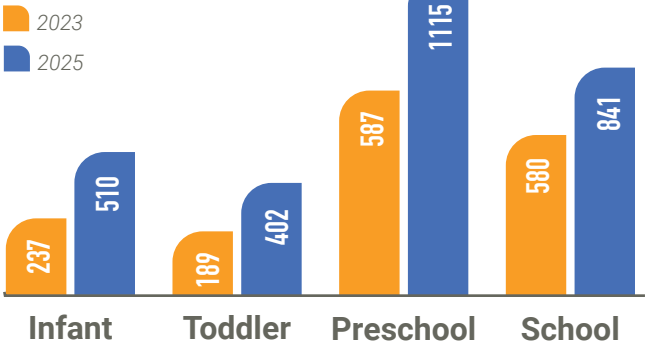
*Students eligible for free or reduced-price lunch (≤185% of the Federal Poverty Level).

Chittenden

REGIONAL PRIORITIES:

- Access to basic needs
- The impact of substance misuse on children and families

CHILD CARE FINANCIAL ASSISTANCE (CCFAP) ENROLLMENT BY AGE



CHILD POPULATION¹ (2024)

14,803 children under 10

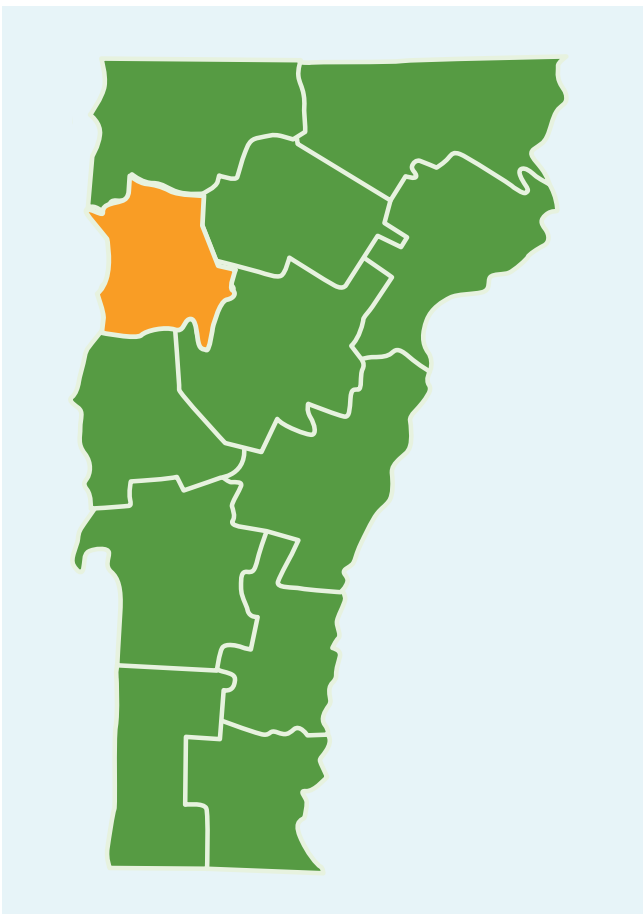
Decreased from 15,160 in 2019²

PRE-TAX ANNUAL FAMILY BUDGET³

~\$130,500 (\$31.37/hr)*

FULL IMMUNIZATION COVERAGE⁶ (2024)

78% for children by age 2



CHILDREN RECEIVING HOMELESSNESS SUPPORTS⁵

223 children under 13

From Coordinated Entry

CHILDREN IN OUT-OF-HOME CUSTODY⁴ (2025)

59 children under 9

Decreased from 71 in 2020

Supervisory Union/School District	Pre-K Literacy (Spring 2025) ⁸	Ready for K (Fall 2024) ⁹	Third Grade Reading (Spring 2024) ¹⁰	Students Living in Poverty* (Spring 2025) ¹¹
Burlington SD	91%	85%	56%	46%
Champlain Valley SD	94%	92%	63%	17%
Colchester SD	87%	84%	63%	32%
Essex Westford SD	95%	83%	58%	25%
Milton SD	91%	91%	38%	37%
Mount Mansfield Unified Union SD	96%	94%	58%	17%
South Burlington SD	98%	93%	62%	24%
Winooski SD	89%	77%	42%	67%

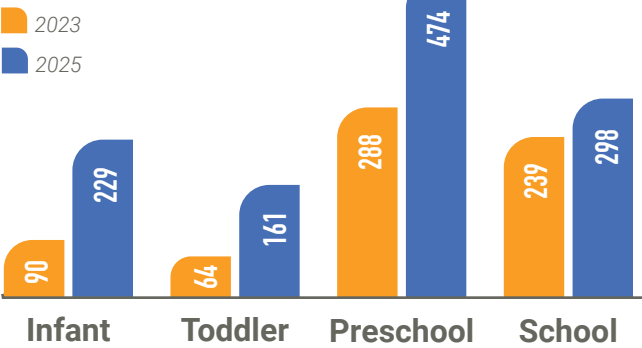
*Students eligible for free or reduced-price lunch ($\leq 185\%$ of the Federal Poverty Level).

Franklin and Grand Isle

REGIONAL PRIORITIES:

- Access to basic needs
- Quality and capacity of early childhood education and services

CHILD CARE FINANCIAL ASSISTANCE (CCFAP) ENROLLMENT BY AGE



CHILD POPULATION¹ (2024)

6,441 children under 10

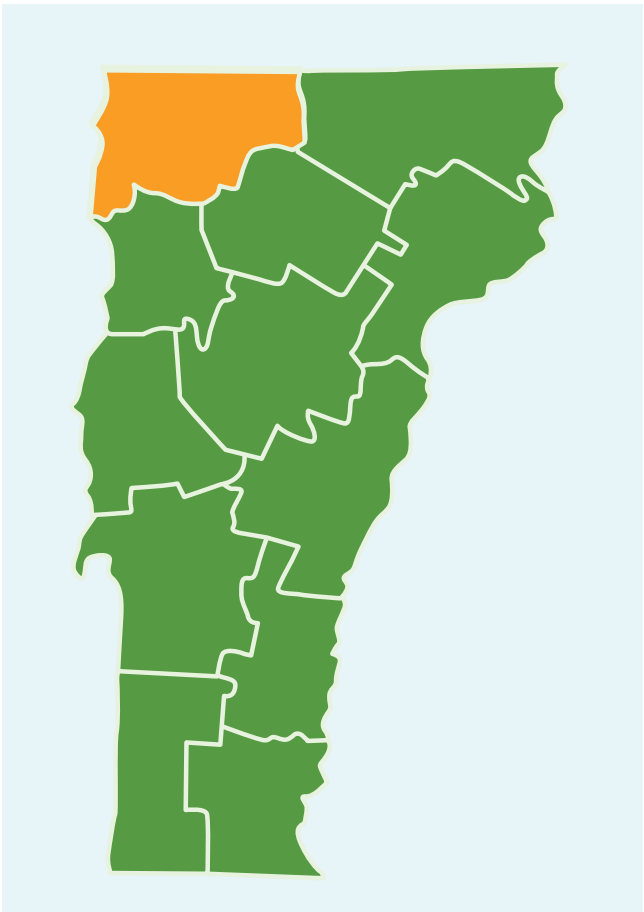
Decreased from 6,615 in 2019²

PRE-TAX ANNUAL FAMILY BUDGET³

~\$119,900 (\$28.82/hr) Franklin County
~\$128,700 (\$30.94/hr) Grand Isle County

FULL IMMUNIZATION COVERAGE⁶ (2024)

79% Franklin County
75% Grand Isle County



CHILDREN RECEIVING HOMELESSNESS SUPPORTS⁵

98 children under 13

From Coordinated Entry

CHILDREN IN OUT-OF-HOME CUSTODY⁴ (2025)

64 children under 9

Decreased from 80 in 2020

Supervisory Union/School District	Pre-K Literacy (Spring 2025) ⁸	Ready for K (Fall 2024) ⁹	Third Grade Reading (Spring 2024) ¹⁰	Students Living in Poverty* (Spring 2025) ¹¹
Franklin Northeast SU	94%	80%	43%	49%
Franklin West SU	86%	88%	59%	22%
Grand Isle SU	81%	90%	44%	44%
Maple Run SD	97%	84%	Not Available	40%
Missisquoi Valley SD	88%	86%	44%	41%

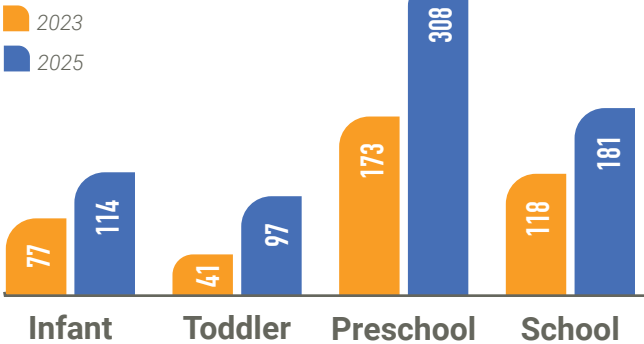
*Students eligible for free or reduced-price lunch (≤185% of the Federal Poverty Level).

Lamoille Valley

REGIONAL PRIORITIES:

- Child and family mental health
- Family engagement and support

CHILD CARE FINANCIAL ASSISTANCE (CCFAP) ENROLLMENT BY AGE



CHILD POPULATION¹ (2024)

3,084 children under 10

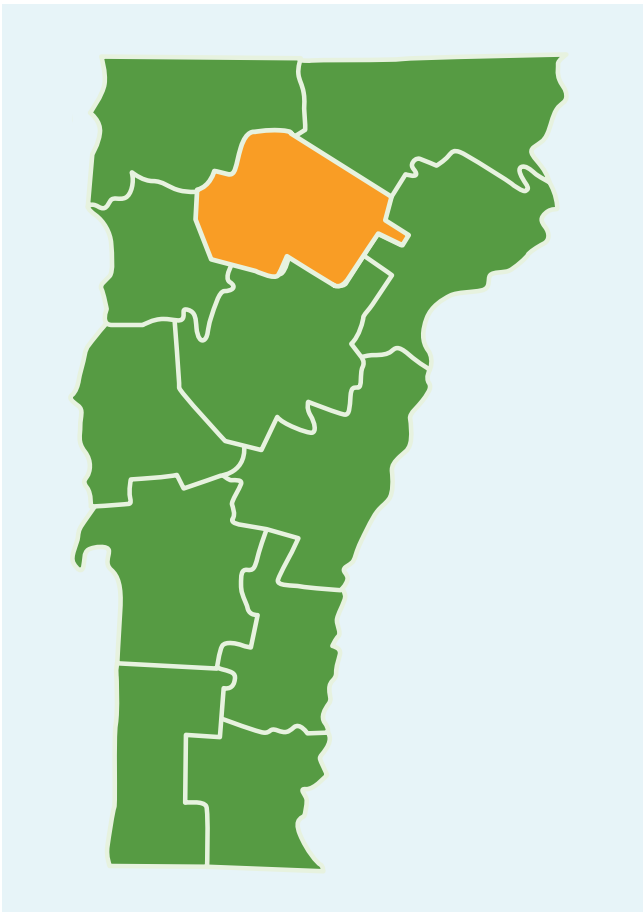
Decreased from 3,263 in 2019²

PRE-TAX ANNUAL FAMILY BUDGET³

~\$115,200 (\$27.69/hr)*

FULL IMMUNIZATION COVERAGE⁶ (2024)

73% for children by age 2



CHILDREN RECEIVING HOMELESSNESS SUPPORTS⁵

86 children under 13

From Coordinated Entry

CHILDREN IN OUT-OF-HOME CUSTODY⁴ (2025)

17 children under 9

Decreased from 19 in 2020

Supervisory Union/School District	Pre-K Literacy (Spring 2025) ⁸	Ready for K (Fall 2024) ⁹	Third Grade Reading (Spring 2024) ¹⁰	Students Living in Poverty* (Spring 2025) ¹¹
Lamoille North SU	93%	90%	Not Available	40%
Lamoille South SU	94%	92%	59%	31%
Orleans Southwest SU	95%	73%	47%	47%

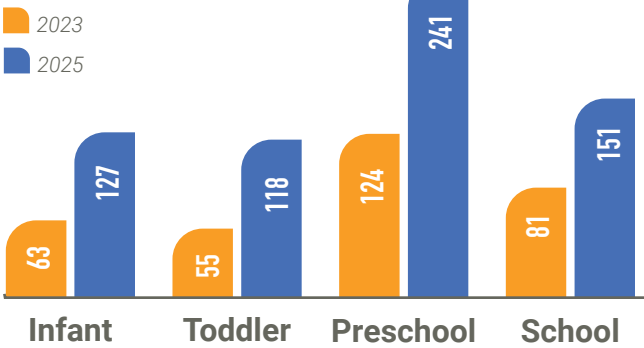
*Students eligible for free or reduced-price lunch (≤185% of the Federal Poverty Level).

Northern Windsor and Orange

REGIONAL PRIORITIES:

- Child and family mental health
- Building resilience in children, families, and communities

CHILD CARE FINANCIAL ASSISTANCE (CCFAP) ENROLLMENT BY AGE



CHILD POPULATION¹ (2024)

4,330 children under 10

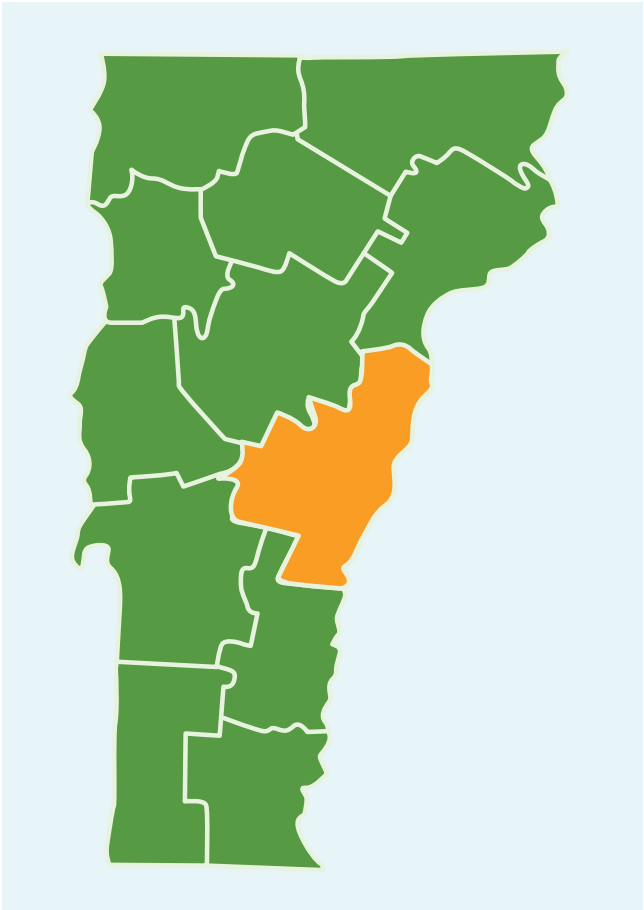
Decreased from 4,458 in 2019²

PRE-TAX ANNUAL FAMILY BUDGET³

~\$113,900 (\$27.38/hr) Orange County
~\$114,100 (\$27.43/hr) Windsor County

FULL IMMUNIZATION COVERAGE⁶ (2024)

75% Orange County
74% Windsor County



CHILDREN RECEIVING HOMELESSNESS SUPPORTS⁵

111 children under 13

From Coordinated Entry

CHILDREN IN OUT-OF-HOME CUSTODY⁴ (2025)

19 children under 9

Decreased from 21 in 2020

Supervisory Union/School District	Pre-K Literacy (Spring 2025) ⁸	Ready for K (Fall 2024) ⁹	Third Grade Reading (Spring 2024) ¹⁰	Students Living in Poverty* (Spring 2025) ¹¹
Hartford SD	90%	82%	41%	48%
Mountain Views SU	100%	91%	61%	22%
Orange East SU	91%	86%	Not available	43%
Orange Southwest SU	91%	85%	53%	44%
Rivendell Interstate SD	100%	93%	26%	40%
SAU 70	Not Available	94%	Not available	Not available
White River Valley SU	95%	86%	52%	46%
Windsor Southeast SU	88%	85%	45%	35%

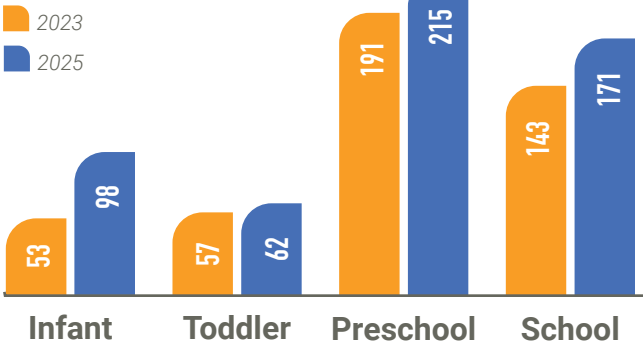
*Students eligible for free or reduced-price lunch (≤185% of the Federal Poverty Level).

Orleans and Northern Essex

REGIONAL PRIORITIES:

- Quality and capacity of early childhood education and services
- Access to basic needs

CHILD CARE FINANCIAL ASSISTANCE (CCFAP) ENROLLMENT BY AGE



CHILD POPULATION¹ (2024)

2,792 children under 10

Decreased from 2,857 in 2019²

PRE-TAX ANNUAL FAMILY BUDGET³

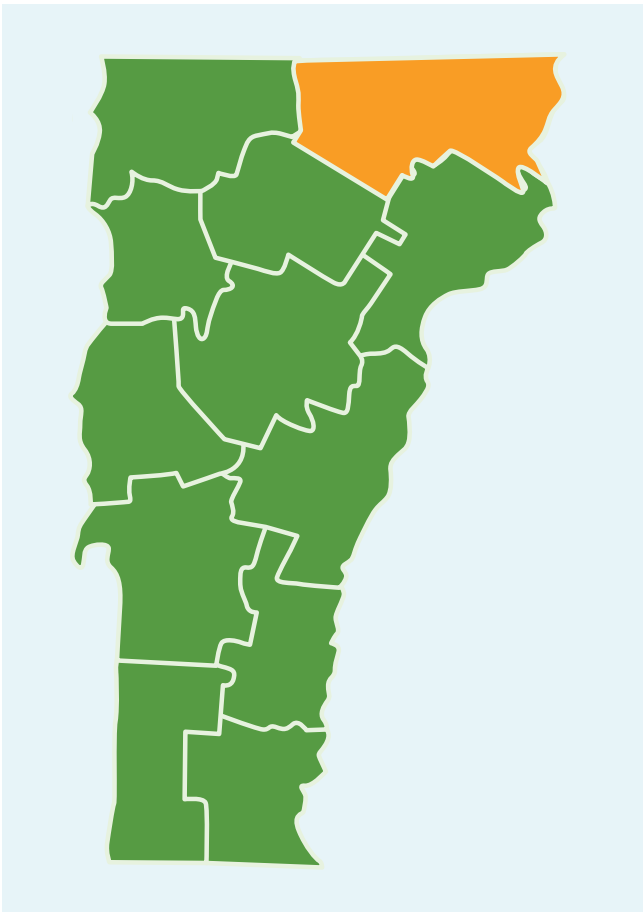
~\$104,200 (\$27.38/hr) Essex County

~\$105,700 (\$27.43/hr) Orleans County

FULL IMMUNIZATION COVERAGE⁶ (2024)

51% Essex County

68% Orleans County



CHILDREN RECEIVING HOMELESSNESS SUPPORTS⁵

49 Caledonia and Essex Counties

65 Orleans County

From Coordinated Entry

CHILDREN IN OUT-OF-HOME CUSTODY⁴ (2025)

14 children under 9

Decreased from 28 in 2020

Supervisory Union/School District	Pre-K Literacy (Spring 2025) ⁸	Ready for K (Fall 2024) ⁹	Third Grade Reading (Spring 2024) ¹⁰	Students Living in Poverty* (Spring 2025) ¹¹
Essex North SU	Not Available	Not Available	60%	33%
North Country SU	97%	77%	31%	55%
Orleans Central SU	91%	83%	Not Available	54%

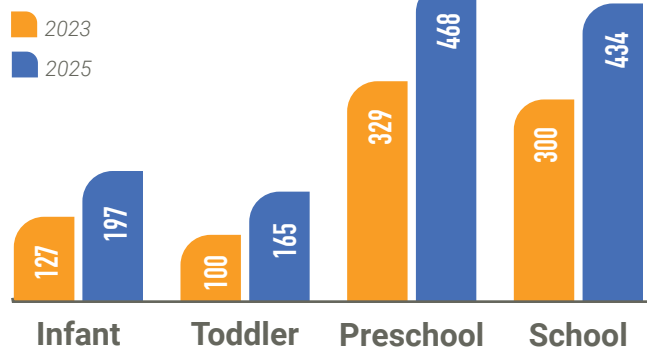
**Students eligible for free or reduced-price lunch ($\leq 185\%$ of the Federal Poverty Level).*

Rutland

REGIONAL PRIORITIES:

- Child and family mental health
- Quality and capacity of early childhood education and services

CHILD CARE FINANCIAL ASSISTANCE (CCFAP) ENROLLMENT BY AGE



CHILD POPULATION¹ (2024)

5,250 children under 10

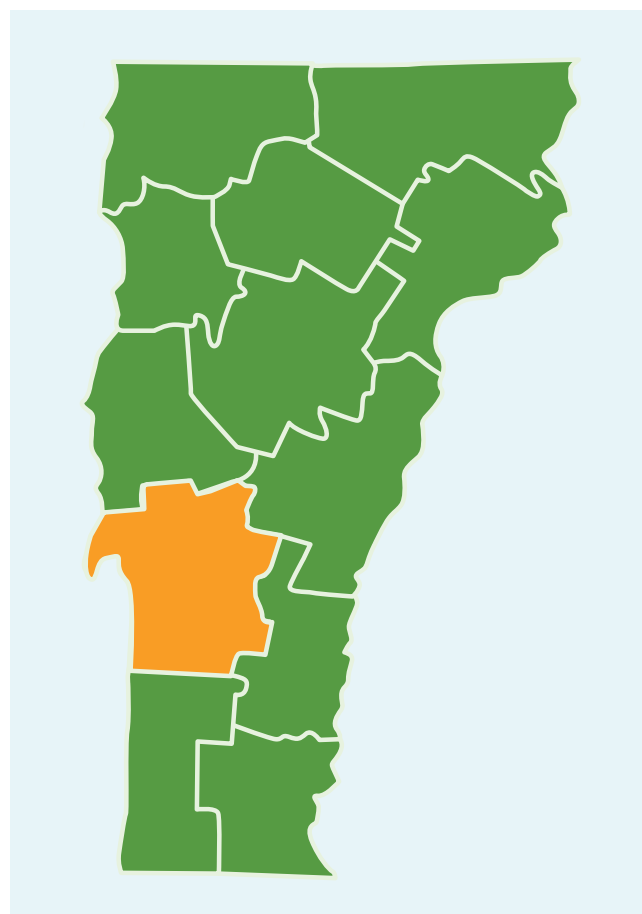
Decreased from 5,415 in 2019²

PRE-TAX ANNUAL FAMILY BUDGET³

~\$110,300 (\$26.51/hr)*

FULL IMMUNIZATION COVERAGE⁶ (2024)

78% for children by age 2



CHILDREN RECEIVING HOMELESSNESS SUPPORTS⁵

247 children under 13

From Coordinated Entry

CHILDREN IN OUT-OF-HOME CUSTODY⁴ (2025)

50 children under 9

Decreased from 51 in 2020

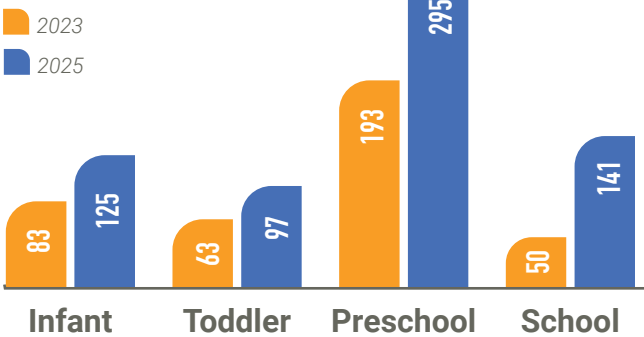
Supervisory Union/School District	Pre-K Literacy (Spring 2025) ⁸	Ready for K (Fall 2024) ⁹	Third Grade Reading (Spring 2024) ¹⁰	Students Living in Poverty* (Spring 2025) ¹¹
Bennington Rutland SU	93%	81%	54%	44%
Greater Rutland County SU	96%	81%	46%	42%
Mill River Unified Union SD	95%	83%	34%	41%
Mountain Views SU	100%	91%	61%	22%
Rutland City SD	85%	68%	39%	57%
Rutland Northeast SU	84%	79%	44%	44%
Slate Valley Unified Union SD	85%	78%	57%	47%
Two Rivers SU	94%	85%	40%	48%

Southeast Vermont

REGIONAL PRIORITIES:

- Building resilience in children, families, and communities
- Quality and capacity of early childhood education and services

CHILD CARE FINANCIAL ASSISTANCE (CCFAP) ENROLLMENT BY AGE



CHILD POPULATION¹ (2024)

2,958 children under 10

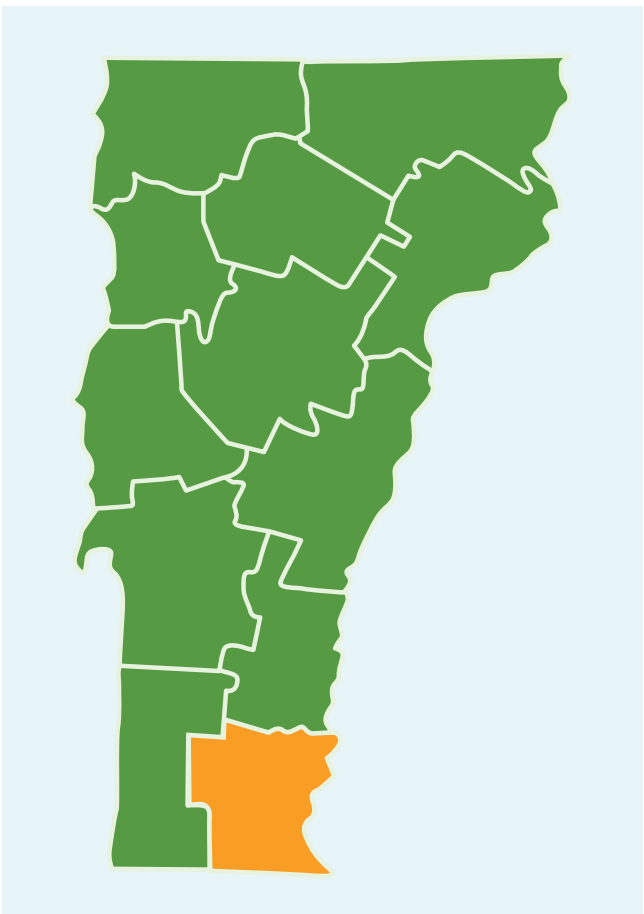
Decreased from 3,111 in 2019²

PRE-TAX ANNUAL FAMILY BUDGET³

~\$113,700 (\$27.33/hr)*

FULL IMMUNIZATION COVERAGE⁶ (2024)

63% for children by age 2



CHILDREN RECEIVING HOMELESSNESS SUPPORTS⁵

183 children under 13

From Coordinated Entry

CHILDREN IN OUT-OF-HOME CUSTODY⁴ (2025)

27 children under 9

Decreased from 59 in 2020

Supervisory Union/School District	Pre-K Literacy (Spring 2025) ⁸	Ready for K (Fall 2024) ⁹	Third Grade Reading (Spring 2024) ¹⁰	Students Living in Poverty* (Spring 2025) ¹¹
Windham Central SU	83%	89%	51%	41%
Windham Northeast SU	89%	81%	Not Available	54%
Windham Southeast SU	88%	88%	49%	46%
Windham Southwest SU	97%	96%	50%	42%

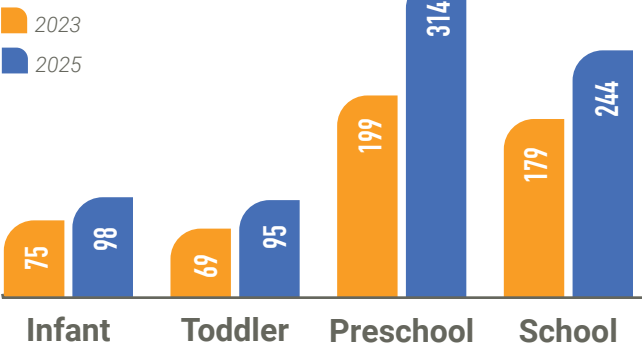
*Students eligible for free or reduced-price lunch ($\leq 185\%$ of the Federal Poverty Level).

Springfield Area

REGIONAL PRIORITIES:

- Access to basic needs
- Building resilience in children, families, and communities

CHILD CARE FINANCIAL ASSISTANCE (CCFAP) ENROLLMENT BY AGE



CHILD POPULATION¹ (2024)

2,933 children under 10

Decreased from 3,058 in 2019²

PRE-TAX ANNUAL FAMILY BUDGET³

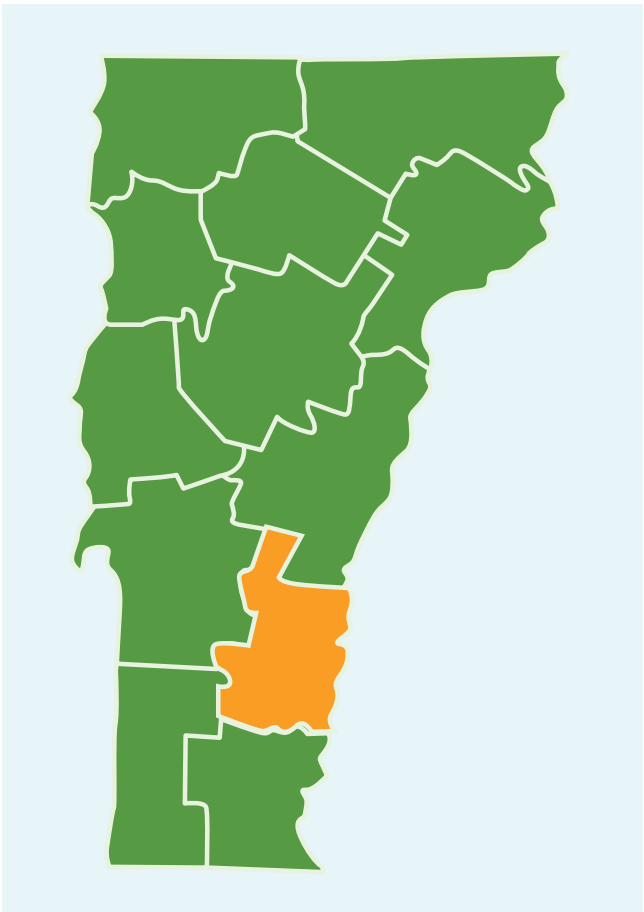
~\$113,700 (\$27.33/hr) Windham County

~\$114,100 (\$27.43/hr) Windsor County

FULL IMMUNIZATION COVERAGE⁶ (2024)

63% Windham County

74% Windsor County



CHILDREN RECEIVING HOMELESSNESS SUPPORTS⁵

127 children under 13

From Coordinated Entry

CHILDREN IN OUT-OF-HOME CUSTODY⁴ (2025)

19 children under 9

Decreased from 33 in 2020

Supervisory Union/School District	Pre-K Literacy (Spring 2025) ⁸	Ready for K (Fall 2024) ⁹	Third Grade Reading (Spring 2024) ¹⁰	Students Living in Poverty* (Spring 2025) ¹¹
Bennington Rutland SU	93%	81%	54%	44%
Mountain Views SU	100%	91%	61%	22%
Springfield SD	91%	81%	25%	55%
Two Rivers SU	94%	85%	40%	48%
Windham Central SU	83%	89%	51%	41%
Windham Northeast SU	89%	81%	Not Available	54%
Windsor Southeast SU	88%	85%	45%	35%

*Students eligible for free or reduced-price lunch (≤185% of the Federal Poverty Level).

1. **Vermont Department of Health. (2025). Population of Vermont by AHS/VDH Districts, Age and Sex, 2020–2024.** <https://www.healthvermont.gov/stats/vital-records-population-data/vermont-population-estimates>
2. **Vermont Department of Health. (2023). Population of Vermont by AHS/VDH Districts, Age and Sex, 2000–2019.** <https://www.healthvermont.gov/stats/vital-records-population-data/vermont-population-estimates>
3. **Economic Policy Institute. (2025). Family Budget Calculator.** <https://www.epi.org/resources/budget/>
Note: Child care costs and resulting tax estimates were adjusted by Building Bright Futures to reflect CCFAP Family Share amounts, based on *Child Care Financial Assistance Program income guidelines* effective October 6, 2024, used for methodological consistency with the Family Budget Calculator. All other model components remain unchanged.
 - a. Vermont Department for Children and Families. (2024). *Child Care Financial Assistance Program income guidelines* (effective October 6, 2024). Unpublished policy document; used for methodological consistency.
4. **Vermont Department for Children and Families. (2025). FSD Quarterly Management Reports, Q3 annually.** Data provided by the Division Quality Assurance Supervisor.
5. **Institute for Community Alliances. (2025). Cumulative Literally Homeless Coordinated Entry Data by Age 10/1/24–9/30/25.** Publicly accessible System Performance Measure data available at <https://icalliances.org/vermont-system-performance-measures>
6. **Vermont Department of Health. (2025). Immunization Coverage 2024.** <https://www.healthvermont.gov/sites/default/files/document/hsi-imr-annual-report-2024.html>
7. **Vermont Department for Children and Families, Child Development Division. (2025).** Data provided by the CDD Operations Unit.
8. **Vermont Agency of Education. (2025). Teaching Strategies Gold Assessment Results 2025 School Year.** Unpublished data.
9. **Vermont Agency of Education. (2025). Ready for Kindergarten! Survey 2024–2025 Report.** <https://education.vermont.gov/documents/ready-for-kindergarten-2024-2025-survey-report>
10. **Vermont Agency of Education. (2025). Vermont Education Dashboard: Assessment 2023–2024.** <https://education.vermont.gov/data-and-reporting/vermont-education-dashboard/vermont-education-dashboard-assessment>
11. **Vermont Agency of Education. (2025). 2025–2026 CEP SFA and School Notification Report.** <https://education.vermont.gov/documents/edu-sfa-and-school-cep-notification-report-sy25-26>



VERMONT'S EARLY CHILDHOOD DATA & POLICY CENTER

The Center is a nonpartisan, independent source of data, research, and policy guidance focused on young children and families, from the prenatal period through age 8.

The Center supports informed decision-making by centralizing data, translating research, and advising partners across Vermont's early childhood system.

POLICY

The Center provides nonpartisan policy analysis and advisement to advance measurable progress for children and families, including:

- Annual Policy Recommendations aligned with Vermont's Early Childhood Strategic Plan
- Advisement to Vermont's Legislature, Governor, and Administration on issues affecting young children and families

REPORTS & RESOURCES

The Center produces and curates data-informed resources to support planning and action, including:

- *The State of Vermont's Children*, published annually
- Data briefs, needs assessments, and directories

MONITORING & INNOVATION

The Center produces and curates data-informed resources to support planning and action, including:

- Monitoring implementation of Act 76, Vermont's child care law
- Early Childhood Grand Rounds webinars
- Data integration and alignment across systems
- Leadership of Vermont's Early Childhood Strategic Plan Goal 5: Data-Driven Decision-Making

Scan the QR code to visit our website and explore the data.



VERMONT'S EARLY CHILDHOOD PORTAL

The Early Childhood Data Portal is a tool for accessing reliable, up-to-date data on Vermont's children, families, and early childhood system.

Data are presented through clear, easy-to-use visualizations, with options to download full datasets. The portal is updated regularly to support policy, program, and community use.

LEARN MORE

Explore data, reports, and policy resources at: buildingbrightfutures.org/data-center

Questions or collaboration ideas? data@buildingbrightfutures.org

