



Health Department - Fiscal Year 2027 Governor's Recommended Budget

**Vermont Department of Health
Commissioner Rick Hildebrant**

January 22, 2026

Vision

All people and communities in Vermont have equitable opportunities to achieve their highest level of health and well-being.



Mission

Promote the physical, mental, and social well-being of people in Vermont by advancing equity, protecting against disease and injury, and preparing for health emergencies.

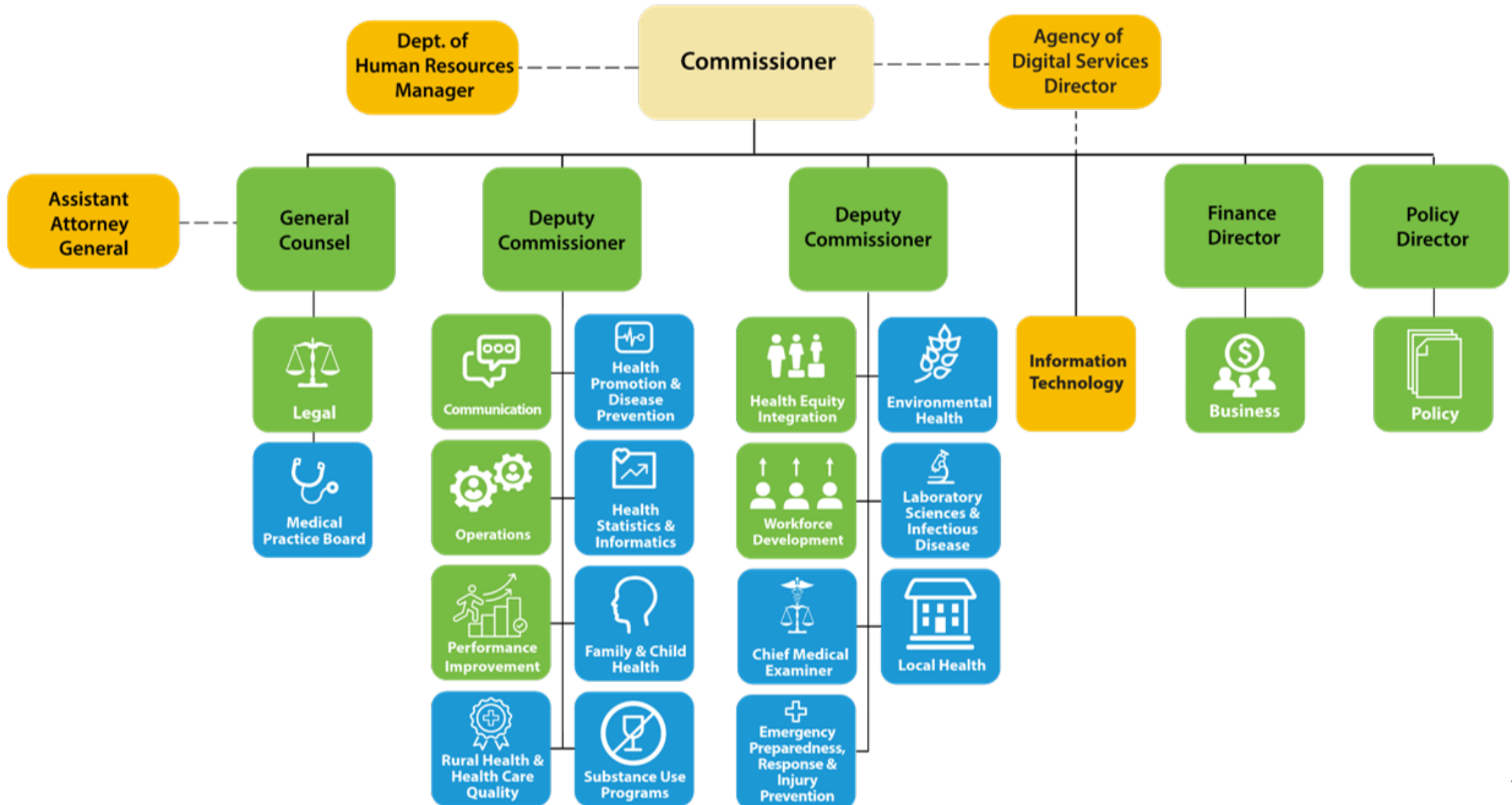


Values

Equity • Collaboration • Inclusion • Harmony • Data



Health Department Organizational Structure



Because we love data

The Health Department has a [Strategic Plan](#) (and [related scorecard](#))

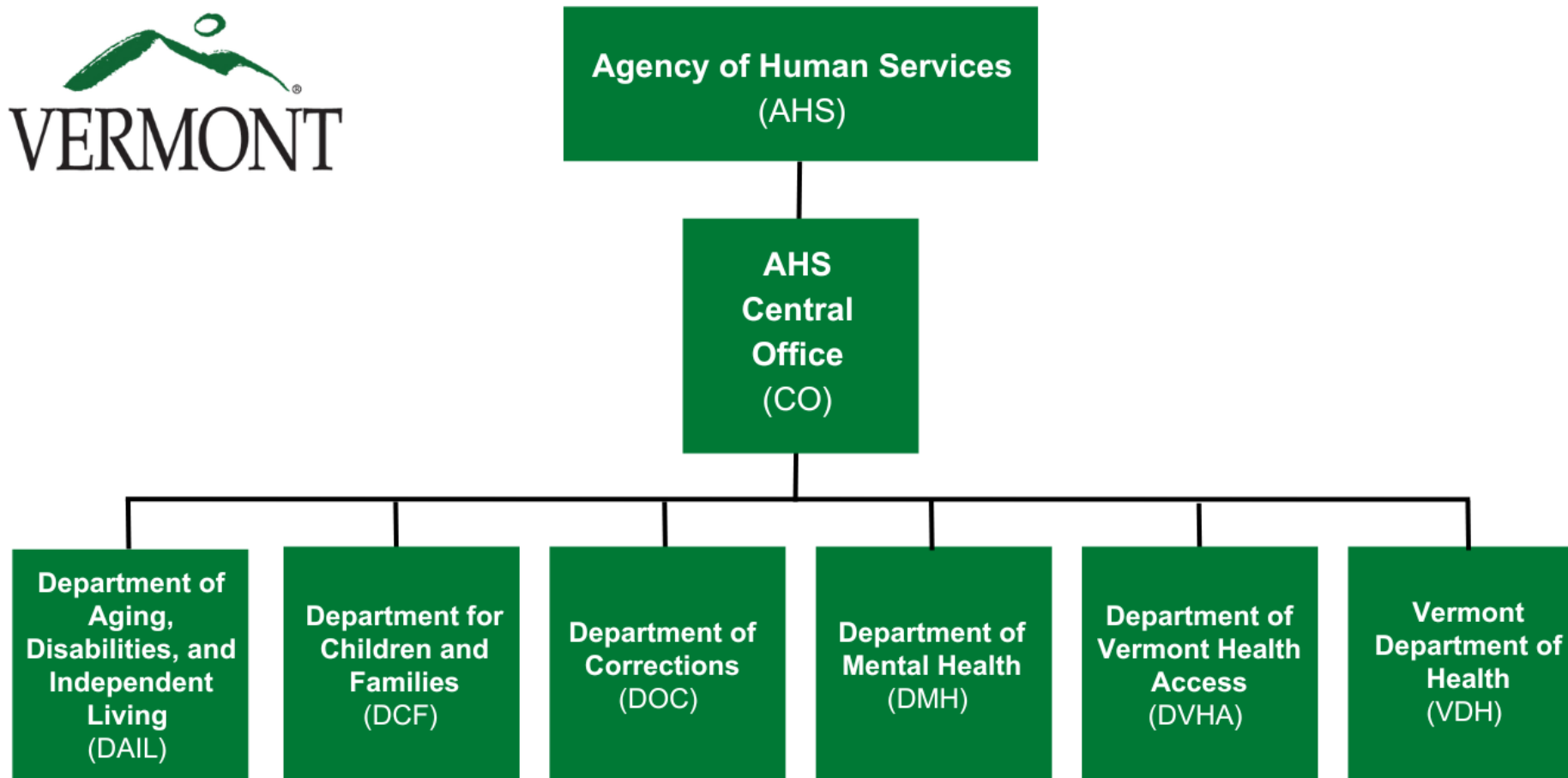
We are also responsible for convening and compiling the:

- [State Health Improvement Plan](#)
- [State Health Assessment](#)
- [Healthy Vermonters 2030 dashboard](#)

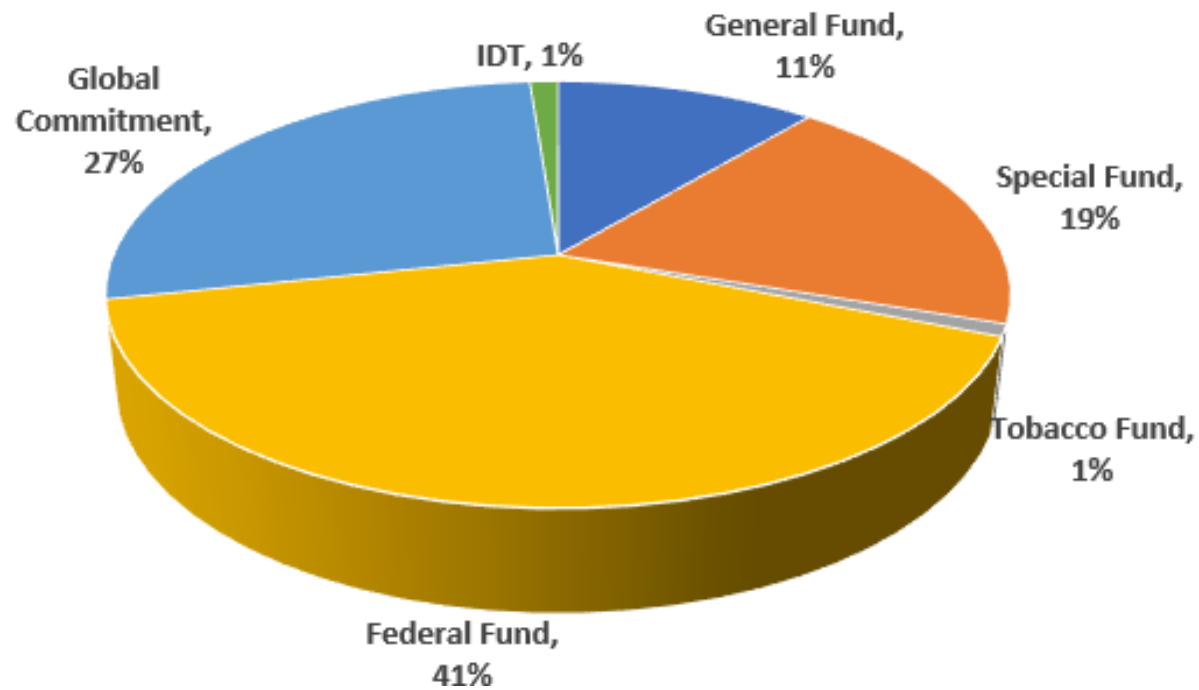
Examples of other data:

- Division of Health Promotion and Disease Prevention [Diabetes pages](#)
- [Division of Substance Use evaluation page](#)
- Division of Health Statistics and Informatics [A-Z Data Library](#)

Fiscal Year 2027 Governor's Recommended Budget



Fiscal Year 2027 Governor's Recommended Budget



General Fund	\$	24,671,312
Special Fund	\$	42,106,977
Tobacco Fund	\$	2,042,532
Federal Fund	\$	90,101,729
Global Commitment	\$	60,140,461
IDT	\$	2,678,959
Total	\$	221,741,970

Fiscal Year 2027 Governor's Recommended Budget

Proposed program eliminations:

- Health professional educational assistance (\$4,138,334)
- Area Health Education Center (AHEC) program support (\$550,000)
- Discontinue efforts to implement an unused drug repository (\$355,000)

Sustained funding for:

- Substance use prevention, intervention, treatment and recovery
- Immunizations
- Other core Public Health functions

Fiscal Year 2027 Governor's Recommended Budget

Vermont Dental Hygienist Forgivable Loan Incentive Program (Interest-Free and Forgivable)

(sponsored by the State of Vermont and Vermont Department of Health)

This program was established by the Vermont Legislature in 2023 to encourage and support dental hygienist students to practice in Vermont for a minimum of one year for each year of forgivable loan awarded upon completion of their education.



Vermont State Dentist Incentive Loan Program (Interest-Free and Forgivable)


(sponsored by the State of Vermont and Vermont Department of Health)

This program was established by the Vermont Legislature to respond to a dentist shortage in Vermont and to ensure an adequate number of dentists to meet the future healthcare needs of Vermonters, including increased access for the Medicaid population. The program is designed for students who are committed to working in Vermont as dentists upon graduation. Funding for this program is conditional on annual legislative appropriation. While Vermont residency is **not** required while applicant is attending dental school, he/she must demonstrate a history of previous Vermont residency.

Vermont Nursing Workforce Incentive Loan Program (Interest-Free and Forgivable)

(sponsored by the State of Vermont and Vermont Department of Health)

This program was established by the Vermont Legislature to ensure an adequate number of nurses for the future healthcare needs of Vermonters. The program is designed for students who are committed to working as nurses in Vermont upon graduation. Funding for this program is conditional upon annual legislative appropriation.



Fiscal Year 2027 Governor's Recommended Budget



AHEC: Improving Vermont's Healthcare Workforce

VT AHEC offers statewide health workforce development programs to ensure a current, appropriate workforce, guaranteeing all Vermonters—including those in rural areas—access to quality care. We work across the healthcare workforce pipeline from middle school students to practicing clinicians.

Fiscal Year 2027 Governor's Recommended Budget



State Prescription Drug Repository Program

Fiscal Year 2027 Governor's Recommended Budget

Initial questions?

Fiscal Year 2027 Governor's Recommended Budget

Health Department budget consists of three appropriations.

Sec. B.311 - Administration

Central Administration

Office of Health Equity

Sec. B.312 – Public Health

Laboratory Sciences and Infectious Disease

Family and Child Health

Environmental Health

Health Statistics and Informatics

Emergency Preparedness and Emergency Medical Services

Health Promotion and Disease Prevention

Board of Medical Practice

Office of Chief Medical Examiner

Office of Local Health (includes field-based SUD prevention staff)

Sec. B.313 – Substance Use Programs

Fiscal Year 2027 Governor's Recommended Budget

Section B.311	GF	SF	Tob	ldptT	FF	Invmnt GCF	TOTAL
Approp #3420010000 - Health - Admin & Support As Passed FY26	4,298,710	2,423,587	0	155,281	10,954,085	7,361,523	25,193,186
Personal Services:							
500000: Salary & Wages: Classified Employees							
500010: Salary & Wages: Exempt Employees	59,026	152,081	42,127	(17,738)	(180,124)	50,898	106,270
501500: Health Insurance: Classified Employees							
501510: Health Insurances: Exempt Employees	46,283	49,222	12,167	(3,431)	49,777	27,033	181,051
502000: Retirement: Classified Employees							
502010: Retirement: Exempt Employees	12,883	42,666	11,830	(4,854)	(44,351)	15,271	33,445
All Other Employee Payroll Related Fringe Benefits	2,138	11,994	3,639	(1,842)	(28,431)	2,018	(10,484)
504040: VT Family & Medical Leave Insurance Premium	188	554	153	(68)	(730)	173	270
504045: Child Care Contribution	286	688	185	(78)	(735)	237	583

Fiscal Year 2027 Governor's Recommended Budget

Section B.311	GF	SF	IdptT	FF	Invmnt GCF	TOTAL
Approp #3420010000 - Health - Admin & Support As Passed FY26	4,298,710	2,423,587	155,281	10,954,085	7,361,523	25,193,186
Personal Services:						
505200: Workers' Compensation Insurance Premium	3,162	1,123	40	6,710	44,318	55,353
						0
Operating Expenses:						0
515010: Fee-for-Space Charge	5,366	1,285	268	8,436	2,498	17,853
516000: Insurance Other Than Employee Benefits	(3,270)	77		603	176	(2,414)
516010: Insurance - General Liability	(1,133)	1,165	19	2,147	427	2,625
516671: VISION/ISD	3,487	2,825	69	12,363	32,287	51,031
516685: ADS Allocated Charge	392,862	7,177	153	(9,465)	1,167,900	1,558,627
519006: Human Resources Services	14,853	2,018	171	9,382	1,697	28,121

Fiscal Year 2027 Governor's Recommended Budget

Section B.311	GF	SF	FF	Invmnt GCF	TOTAL
Approp #3420010000 - Health - Admin & Support As Passed FY26	4,298,710	2,423,587	10,954,085	7,361,523	25,193,186
Grants:					0
602001: Rural Health System Improvement (net-neutral to B.312)	(2,511)	(2,000)	(288,630)		(293,141)
602005: Clinical Development and Support (net-neutral to B.312)	(843,526)		(800,726)		(1,644,252)
602006: Health Care Quality Assurance (net-neutral to B.312)		(660,000)			(660,000)
602010: Area Health Education Center (AHEC) Program Support				(550,000)	(550,000)
602015: Education Loan Repayment			(250,000)	(4,138,334)	(4,388,334)
602025: Quality Improvement Prescribing (net-neutral to B.312)		(450,000)			(450,000)

Fiscal Year 2027 Governor's Recommended Budget

Section B.312	GF	SF	Tob	IdptT	FF	Invmnt GCF	TOTAL
Approp #3420021000 - Health - Public Health As Passed FY26	15,160,817	25,398,124	1,088,918	5,654,874	64,355,699	14,483,347	130,140,939
Personal Services:							
500000: Salary & Wages: Classified Employees							
500010: Salary & Wages: Exempt Employees	424,931	811,899	196,744	(404,793)	408,086	447,474	1,884,341
501500: Health Insurance: Classified Employees							
501510: Health Insurances: Exempt Employees	283,717	335,938	38,849	(90,359)	228,129	224,296	1,020,570
502000: Retirement: Classified Employees							
502010: Retirement: Exempt Employees	123,898	211,324	56,663	(116,581)	117,537	127,616	520,457
All Other Employee Payroll Related Fringe Benefits	9,577	61,814	17,883	(37,844)	(59,695)	20,423	12,158
504040: VT Family & Medical Leave Insurance Premium	3,811	2,942	732	(1,502)	4,759	2,100	12,842
504045: Child Care Contribution	4,510	3,841	865	(1,776)	5,656	2,491	15,587

Fiscal Year 2027 Governor's Recommended Budget

Section B.312	GF	SF	IdptT	FF	Invmnt GCF	TOTAL
Approp #3420021000 - Health - Public Health As Passed FY26	15,160,817	25,398,124	5,654,874	64,355,699	14,483,347	130,140,939
Personal Services:						
No unused drug repository operating contract					(355,000)	(355,000)
						0
Operating Expenses:						0
515010: Fee-for-Space Charge	319	5,850		18,569	152,385	177,123
521810: Medical and Lab supplies (net-neutral to B.313)		(1,215,860)				(1,215,860)

Fiscal Year 2027 Governor's Recommended Budget

Section B.312	GF	SF	FF	Invmnt GCF	TOTAL
Approp #3420021000 - Health - Public Health As Passed FY26	15,160,817	25,398,124	64,355,699	14,483,347	130,140,939
Grants:					0
602001: Rural Health System Improvement (net-neutral from B.311)			288,630		288,630
602005: Clinical Development and Support (net-neutral from B.311)	843,526		800,726		1,644,252
602006: Health Care Quality Assurance (from B.311)		765,000			765,000
602015: Education Loan Repayment			250,000		250,000
602025: Quality Improvement Prescribing (net-neutral from B.311)		450,000			450,000

Fiscal Year 2027 Governor's Recommended Budget

Section B.312	GF	SF	Tob	IdptT	FF	Invmnt GCF	TOTAL
Approp #3420021000 - Health - Public Health As Passed FY26	15,160,817	25,398,124	1,088,918	5,654,874	64,355,699	14,483,347	130,140,939
Grants:							0
602201: Immunization Program		1,797,170					1,797,170
602224: HIV/AIDS Services (net-neutral to B.313)	(695,000)						(695,000)
602302: Maternal and Child Health Program Grants				(2,451,050)			(2,451,050)
602302: MCH Program (School MAC move to DVHA B.306)	(75,000)				(2,625,000)		(2,700,000)
602456: Tobacco Control Program			(378,140)		378,140		0
602102: Emergency Medical Services (Act 143 of 2024, sec. 4)		300,000					300,000

Fiscal Year 2027 Governor's Recommended Budget

Section B.313	GF	SF	FF	Invmnt GCF	TOTAL
Approp #3420060000 - Health - Substance Use Programs As Passed FY26	4,795,744	7,972,399	15,928,439	8,378,926	69,042,416
Personal Services:					
500000: Salary & Wages: Classified Employees					
500010: Salary & Wages: Exempt Employees	7,844	198,185	(639,063)		(433,034)
501500: Health Insurance: Classified Employees					
501510: Health Insurances: Exempt Employees	8,546	68,101	(266,142)		(189,495)
502000: Retirement: Classified Employees					
502010: Retirement: Exempt Employees	2,443	57,079	(184,258)		(124,736)
All Other Employee Payroll Related Fringe Benefits	(2,199)	15,883	(71,136)		(57,452)
504040: VT Family & Medical Leave Insurance Premium	31	739	(2,371)		(1,601)
504045: Child Care Contribution	35	871	(2,813)		(1,907)

Fiscal Year 2027 Governor's Recommended Budget

Section B.313	GF	SF	FF	Invmnt GCF	TOTAL
Approp #3420060000 - Health - Substance Use Programs As Passed FY26	4,795,744	7,972,399	15,928,439	8,378,926	69,042,416
					0
Operating Expenses:					0
521810: Medical and Lab supplies (net-neutral from B.312)		1,215,860			1,215,860

Fiscal Year 2027 Governor's Recommended Budget

Section B.313	GF	SF	FF	Medicaid GCF	Invmnt GCF	TOTAL
Approp #3420060000 - Health - Substance Use Programs As Passed FY26	4,795,744	7,972,399	15,928,439	31,016,991	8,378,926	69,042,416
						0
Grants:						0
602910: Substance Use Prevention		2,065,356	(600,684)			1,464,672
602911: Substance Use Intervention (net-neutral from B.312)	695,000					695,000
602912: Substance Use Treatment	(910,042)		2,328,210		(1,418,168)	0
602912: Certified Community Based Integrated Health Centers (net-neutral transfer to DMH B.314)				(934,702)		(934,702)

Thank you!

Let's stay in touch.

Email: Megan.Hoke@vermont.gov

Web: HealthVermont.gov

Social: [@HealthVermont](https://twitter.com/HealthVermont)



Appendix

Fiscal Year 2027 VDH Ups/Downs

FY27 Department Request - VDH

	GF	SF	Tob	IdptT	Ptrust	FF	Medicaid GCF	Invmnt GCF	TOTAL
Sec. B.311									
Approp #3420010000 - Health - Admin & Support As Passed FY26	4,298,710	2,423,587		155,281		10,954,085		7,361,523	25,193,186
Other Changes: (Please insert changes to your base appropriation that occurred after the passage of the FY26 budget)									
FY26 After Other Changes	0	0	0	0	0	0	0	0	0
Total After FY26 Other Changes	4,298,710	2,423,587	0	155,281	0	10,954,085	0	7,361,523	25,193,186
FY26 After Other Changes									
Personal Services:									
500000: Salary & Wages: Classified Employees									
500010: Salary & Wages: Exempt Employees	59,026	152,081	42,127	(17,738)		(180,124)		50,898	106,270
501500: Health Insurance: Classified Employees									
501510: Health Insurance: Exempt Employees	46,283	49,222	12,167	(3,431)		49,777		27,033	181,051
502000: Retirement: Classified Employees									
502010: Retirement: Exempt Employees	12,883	42,666	11,830	(4,854)		(44,351)		15,271	33,445
All Other Employee Payroll Related Fringe Benefits	2,138	11,994	3,639	(1,842)		(28,431)		2,018	(10,484)
504040: VT Family & Medical Leave Insurance Premium	188	554	153	(68)		(730)		173	270
504045: Child Care Contribution	286	688	185	(78)		(735)		237	583
505200: Workers' Compensation Insurance Premium	3,162	1,123		40		6,710		44,318	55,353
Operating Expenses:									
515010: Fee-for-Space Charge	5,366	1,285		268		8,436		2,498	17,853
516000: Insurance Other Than Employee Benefits	(3,270)	77				603		176	(2,414)
516010: Insurance - General Liability	(1,133)	1,165		19		2,147		427	2,625
516671: VISION/ISD	3,487	2,825		69		12,363		32,287	51,031
516685: ADS Allocated Charge	392,862	7,177		153		(9,465)		1,167,900	1,558,627
519006: Human Resources Services	14,853	2,018		171		9,382		1,697	28,121
Grants:									
602001: Rural Health System Improvement (net-neutral to B.312)	(2,511)	(2,000)				(288,630)			(293,141)
602005: Clinical Development and Support (net-neutral to B.312)	(843,526)					(800,726)			(1,644,252)
602006: Health Care Quality Assurance (net-neutral to B.312)		(660,000)							(660,000)
602010: Area Health Education Center (AHEC) Program Support								(550,000)	(550,000)
602015: Education Loan Repayment						(250,000)		(4,138,334)	(4,388,334)
602025: Quality Improvement Prescribing (net-neutral to B.312)		(450,000)							(450,000)
FY27 Subtotal of Increases/Decreases	(309,906)	(839,125)	70,101	(27,291)	0	(1,513,774)	0	(3,343,401)	(5,963,396)
FY27 Gov Recommended	3,988,804	1,584,462	70,101	127,990	0	9,440,311	0	4,018,122	19,229,790
FY27 Legislative Changes									
FY27 Subtotal of Legislative Changes	0	0	0	0	0	0	0	0	0
FY27 As Passed - Dept ID 3420010000	3,988,804	1,584,462	70,101	127,990	0	9,440,311	0	4,018,122	19,229,790

Fiscal Year 2027 VDH Ups/Downs

FY27 Department Request - VDH

	GF	SF	Tob	IdptT	Ptrust	FF	Medicaid GCF	Invmnt GCF	TOTAL
Sec. B.312									
Approp #3420021000 - Health - Public Health As Passed FY26	15,160,817	25,398,124	1,088,918	5,654,874	25,000	64,355,699	3,974,160	14,483,347	130,140,939
Other Changes: (Please insert changes to your base appropriation that occurred after the passage of the FY26 budget)									
FY26 After Other Changes	0	0	0	0	0	0	0	0	0
Total After FY26 Other Changes	15,160,817	25,398,124	1,088,918	5,654,874	25,000	64,355,699	3,974,160	14,483,347	130,140,939
FY26 After Other Changes									
Personal Services:									
500000: Salary & Wages: Classified Employees									
500010: Salary & Wages: Exempt Employees	424,931	811,899	196,744	(404,793)		408,086		447,474	1,884,341
501500: Health Insurance: Classified Employees									
501510: Health Insurance: Exempt Employees	283,717	335,938	38,849	(90,359)		228,129		224,296	1,020,570
502000: Retirement: Classified Employees									
502010: Retirement: Exempt Employees	123,898	211,324	56,663	(116,581)		117,537		127,616	520,457
All Other Employee Payroll Related Fringe Benefits	9,577	61,814	17,883	(37,844)		(59,695)		20,423	12,158
504040: VT Family & Medical Leave Insurance Premium	3,811	2,942	732	(1,502)		4,759		2,100	12,842
504045: Child Care Contribution	4,510	3,841	865	(1,776)		5,656		2,491	15,587
No unused drug repository operating contract								(355,000)	(355,000)
Operating Expenses:									
515010: Fee-for-Space Charge	319	5,850				18,569		152,385	177,123
521810: Medical and Lab supplies (net-neutral to B.313)		(1,215,860)							(1,215,860)
Grants:									
602001: Rural Health System Improvement (net-neutral from B.311)						288,630			288,630
602005: Clinical Development and Support (net-neutral from B.311)	843,526					800,726			1,644,252
602006: Health Care Quality Assurance (from B.311)		765,000							765,000
602015: Education Loan Repayment						250,000			250,000
602025: Quality Improvement Prescribing (net-neutral from B.311)		450,000							450,000
602201: Immunization Program		1,797,170							1,797,170
602224: HIV/AIDS Services (net-neutral to B.313)	(695,000)								(695,000)
602302: Maternal and Child Health Program Grants				(2,451,050)					(2,451,050)
602302: MCH Program (School MAC move to DVHA B.306)	(75,000)					(2,625,000)			(2,700,000)
602456: Tobacco Control Program			(378,140)			378,140			0
602102: Emergency Medical Services (Act 143 of 2024, sec. 4)		300,000							300,000
FY27 Subtotal of Increases/Decreases	924,289	3,529,918	(66,404)	(3,103,905)	0	(184,463)	0	621,785	1,721,220
FY27 Gov Recommended	16,085,106	28,928,042	1,022,514	2,550,969	25,000	64,171,236	3,974,160	15,105,132	131,862,159
FY27 Legislative Changes									
FY27 Subtotal of Legislative Changes	0	0	0	0	0	0	0	0	0
FY27 As Passed - Dept ID 3420021000	16,085,106	28,928,042	1,022,514	2,550,969	25,000	64,171,236	3,974,160	15,105,132	131,862,159

Fiscal Year 2027 VDH Ups/Downs

FY27 Department Request - VDH

	GF	SF	Tob	IdptT	Ptrust	FF	Medicaid GCF	Invmnt GCF	TOTAL
Approp #3420060000 - Health - Substance Use Programs									
As Passed FY26	4,795,744	7,972,399	949,917			15,928,439	31,016,991	8,378,926	69,042,416
Other Changes: (Please insert changes to your base appropriation that occurred after the passage of the FY26 budget)									
FY26 After Other Changes	0	0	0	0	0	0	0	0	0
Total After FY26 Other Changes	4,795,744	7,972,399	949,917	0	0	15,928,439	31,016,991	8,378,926	69,042,416
FY26 After Other Changes									
Personal Services:									
500000: Salary & Wages: Classified Employees	7,844	198,185				(639,063)			(433,034)
500010: Salary & Wages: Exempt Employees									
501500: Health Insurance: Classified Employees	8,546	68,101				(266,142)			(189,495)
501510: Health Insurance: Exempt Employees									
502000: Retirement: Classified Employees	2,443	57,079				(184,258)			(124,736)
502010: Retirement: Exempt Employees	(2,199)	15,883				(71,136)			(57,452)
All Other Employee Payroll Related Fringe Benefits	31	739				(2,371)			(1,601)
504040: VT Family & Medical Leave Insurance Premium	35	871				(2,813)			(1,907)
504045: Child Care Contribution									
Operating Expenses:									
521810: Medical and Lab supplies (net-neutral from B.312)		1,215,860							1,215,860
Grants:									
602910: Substance Use Prevention		2,065,356				(600,684)			1,464,672
602911: Substance Use Intervention (net-neutral from B.312)	695,000								695,000
602912: Substance Use Treatment	(910,042)					2,328,210		(1,418,168)	0
602912: Certified Community Based Integrated Health Centers (net-neutral transfer to DMH B.314)							(934,702)		(934,702)
FY27 Subtotal of Increases/Decreases	(198,342)	3,622,074	0	0	0	561,743	(934,702)	(1,418,168)	1,632,605
FY27 Gov Recommended	4,597,402	11,594,473	949,917	0	0	16,490,182	30,082,289	6,960,758	70,675,021
FY27 Legislative Changes									
FY27 Subtotal of Legislative Changes	0	0	0	0	0	0	0	0	0
FY27 As Passed - Dept ID 3420060000	4,597,402	11,594,473	949,917	0	0	16,490,182	30,082,289	6,960,758	70,675,021
VDH FY27 Governor Recommend	24,255,271	35,794,110	2,038,835	5,810,155	25,000	91,238,223	34,991,151	30,223,796	224,376,541
VDH FY27 Reductions and Other Changes	0	0	0	0	0	0	0	0	0
VDH FY27 GovRec Total After Reductions and Other Changes	24,255,271	35,794,110	2,038,835	5,810,155	25,000	91,238,223	34,991,151	30,223,796	224,376,541
VDH FY27 Total Increases/Decreases	416,041	6,312,867	3,697	(3,131,196)	0	(1,136,494)	(934,702)	(4,139,784)	(2,609,571)
VDH FY27 Governor Recommend Addendum	24,671,312	42,106,977	2,042,532	2,678,959	25,000	90,101,729	34,056,449	26,084,012	221,766,970
VDH FY27 Total Legislative Changes	0	0	0	0	0	0	0	0	0
VDH FY27 Total As Passed	24,671,312	42,106,977	2,042,532	2,678,959	25,000	90,101,729	34,056,449	26,084,012	221,766,970

Environmental Health

Prevent illness or disease that may be caused by environmental threats, both natural and human-made, and to reduce or eliminate harmful environmental exposures.

- Lead
- Cyanobacteria
- Food and water safety
- Climate and health
- PFAS in drinking water
- PCBs in school air



Learn more about this division, below:

- Visit the [webpage](#)
- [Lead Poisoning Prevention Report on 2023 Program Outcomes and Activities](#)

Family and Child Health

Programming across the life course: before, during and after pregnancy, and throughout infancy, early childhood and the school years.

- Pregnancy and Breastfeeding
- School Health
- Adolescent Health
- Home visiting programs
- WIC
- Violence and suicide prevention



Learn more about this division, below:

- Visit the [webpage](#)

Laboratory Sciences and Infectious Disease

Track, prevent and control the spread of infectious diseases.

- Infectious Disease – COVID, Flu, HIV
- Food and Waterborne Disease
- Vectorborne Disease
- Vaccinations
- Public Health Lab



Learn more about this division, below:

- Visit the [webpage](#)

Substance Use Programs

Oversees a network of prevention, intervention, treatment and recovery services to prevent, reduce and eliminate the health impacts of alcohol and other drug use.

- Community Prevention Coalitions
- Improving Equitable Access to Services
- Prescription Opioid Awareness
- End Addiction Stigma



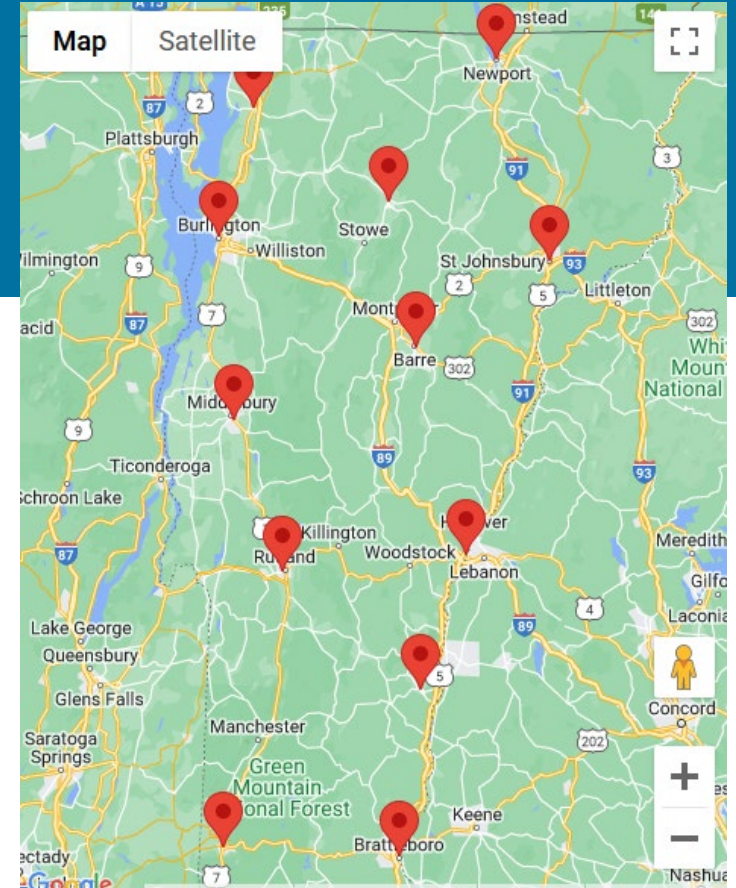
Learn more about this division, below:

- Visit the [webpage](#)

Local Health

12 local health offices around the state provide the breadth of public health services directly to Vermonters.

- WIC Clinics
- Vaccination Clinics
- Partnerships and Community Support



Learn more about this division, below:

- Visit the [webpage](#)

Health Promotion & Disease Prevention

Promote healthy lifestyles, prevent chronic diseases and support management of chronic conditions.

- Tobacco Control
- Oral Health
- Diabetes Self-Management
- Healthy Aging



Learn more about this division, below:

- Visit the [webpage](#)

Emergency Preparedness

Prepare for and respond to emergencies that threaten the health and safety of Vermonters.

- State EMS
- Pandemic and Disaster Response



Learn more about this division, below:

- Visit the [webpage](#)

Health Statistics and Informatics

Track health data and trends to assess the health of Vermonters.

- Vital Records
- Population Health Surveys and Data
- Registries



Learn more about this division, below:

- Visit the [webpage](#)