



Public Inebriate Programs

April 2025

What are Public Inebriate Programs (PIP)?

- In statute: 18 V.S.A. § 4810.
- Provides a safe alternative for those detained by the police for public intoxication who would otherwise be placed in protective custody.
- Provides initial screening for appropriateness of placement in a PIP bed.
- Provides monitoring to individuals held in PIP beds.
- Provides referrals upon discharge or to those held in protective custody.
- Services are voluntary.

Program Name	Location	Beds
Washington County Mental Health Services	Berlin, Washington County	1
Clara Martin Center	Randolph, Orange County	0*
Health Care and Rehabilitation Services	Springfield, Windsor County	0*
Howard Center ACT 1	Burlington, Chittenden County	6
Howard Center	St. Albans, Franklin County	4
Lamoille County Mental Health Services	Morrisville, Lamoille County	1
Northeast Kingdom Human Services	Newport, Orleans County	0*
Northeast Kingdom Human Services	St. Johnsbury, Caledonia County	1
Recovery House	Wallingford, Rutland County	5
United Counseling Services	Bennington, Bennington County	1

*screening services provided without PIP bed capacity

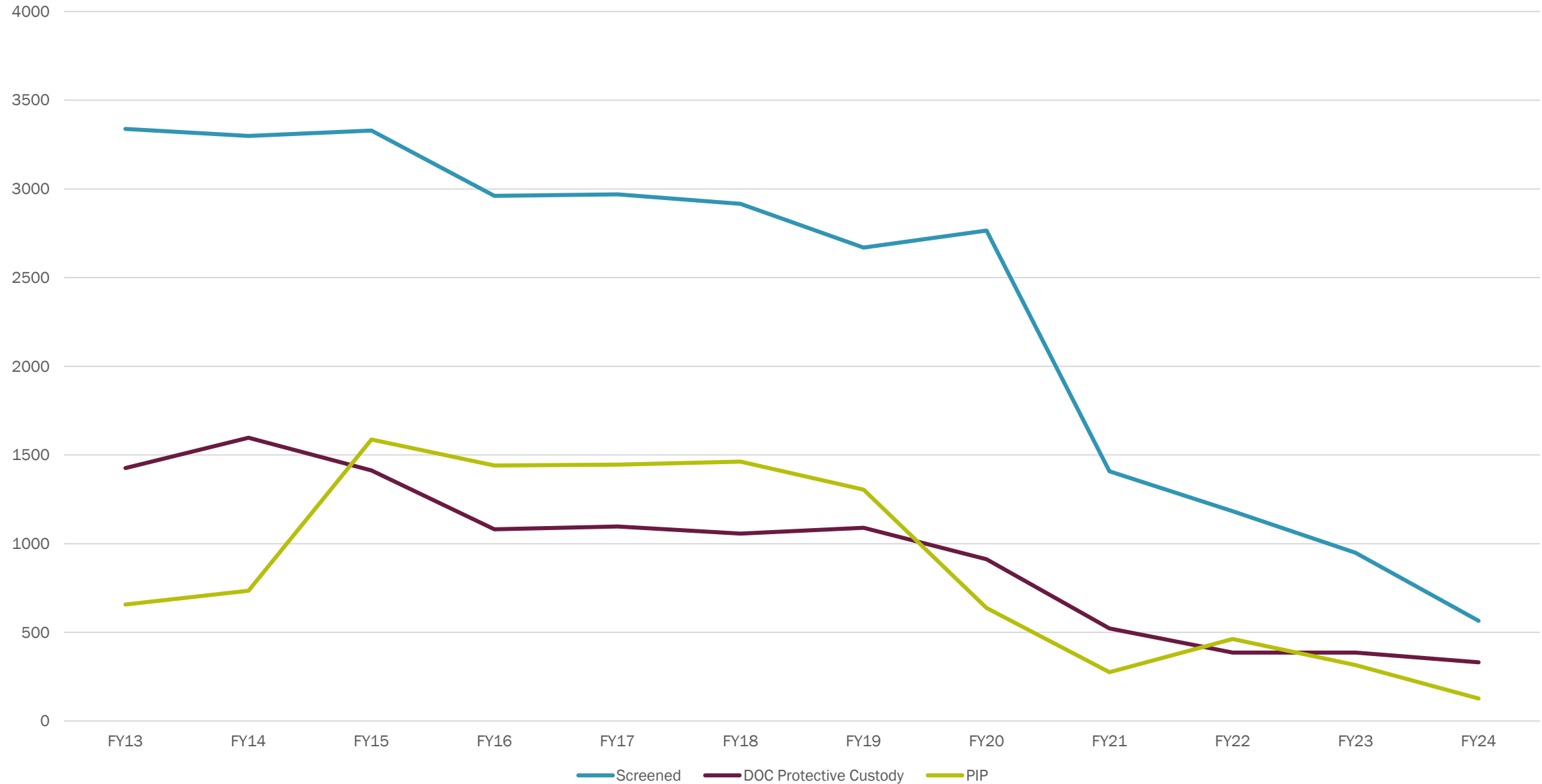
PIP Locations

Screening and Placement Data

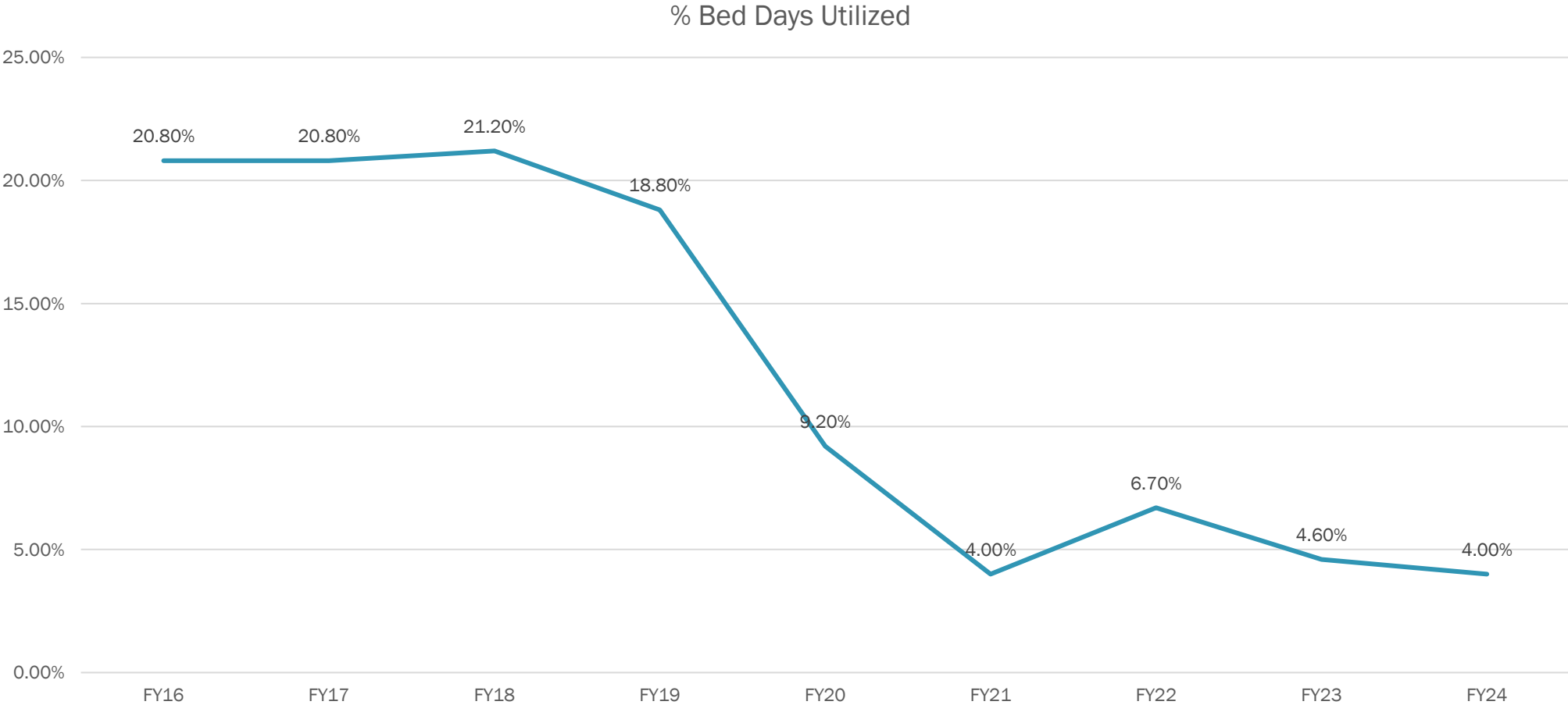
SFY 2013 – SFY 2025* All Providers							
SFY	# Screened	# DOC Protective Custody	% DOC Protective Custody	# PIP Bed	% PIP Bed	# Other	% Other
FY13	3338	1426	42.7%	657	19.7%	1255	37.6%
FY14	3298	1597	48.4%	735	22.3%	966	29.3%
FY15	3329	1413	42.5%	1587	47.7%	329	9.9%
FY16	2960	1081	36.5%	1440	48.7%	439	14.8%
FY17	2969	1097	37.0%	1445	48.7%	427	14.4%
FY18	2916	1057	36.3%	1462	50.1%	397	13.6%
FY19	2669	1090	40.8%	1305	48.9%	274	10.3%
FY20	2765	912	33.0%	637	23.0%	1216	44.0%
FY21	1408	522	37.1%	275	19.5%	611	43.4%
FY22	1183	386	32.6%	463	39.1%	334	28.2%
FY23	948	386	40.7%	316	33.3%	246	26.0%
FY24	565	331	58.6%	127	22.5%	107	18.9%
FY25*	145	62	42.8%	52	35.9%	31	21.4%

* Partial Data

PIP Utilization: FY13 - FY24



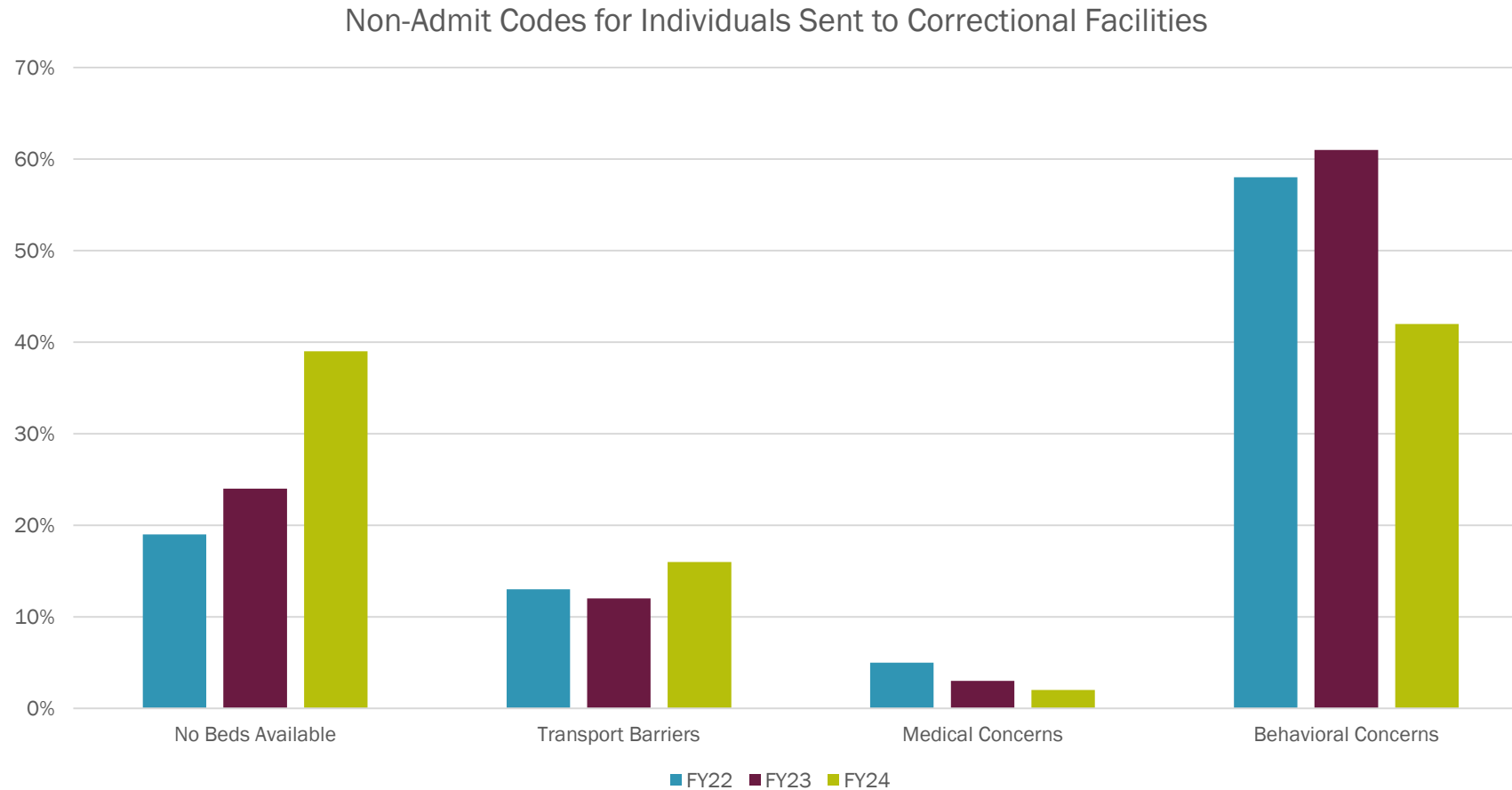
Trend in Bed Days Utilized



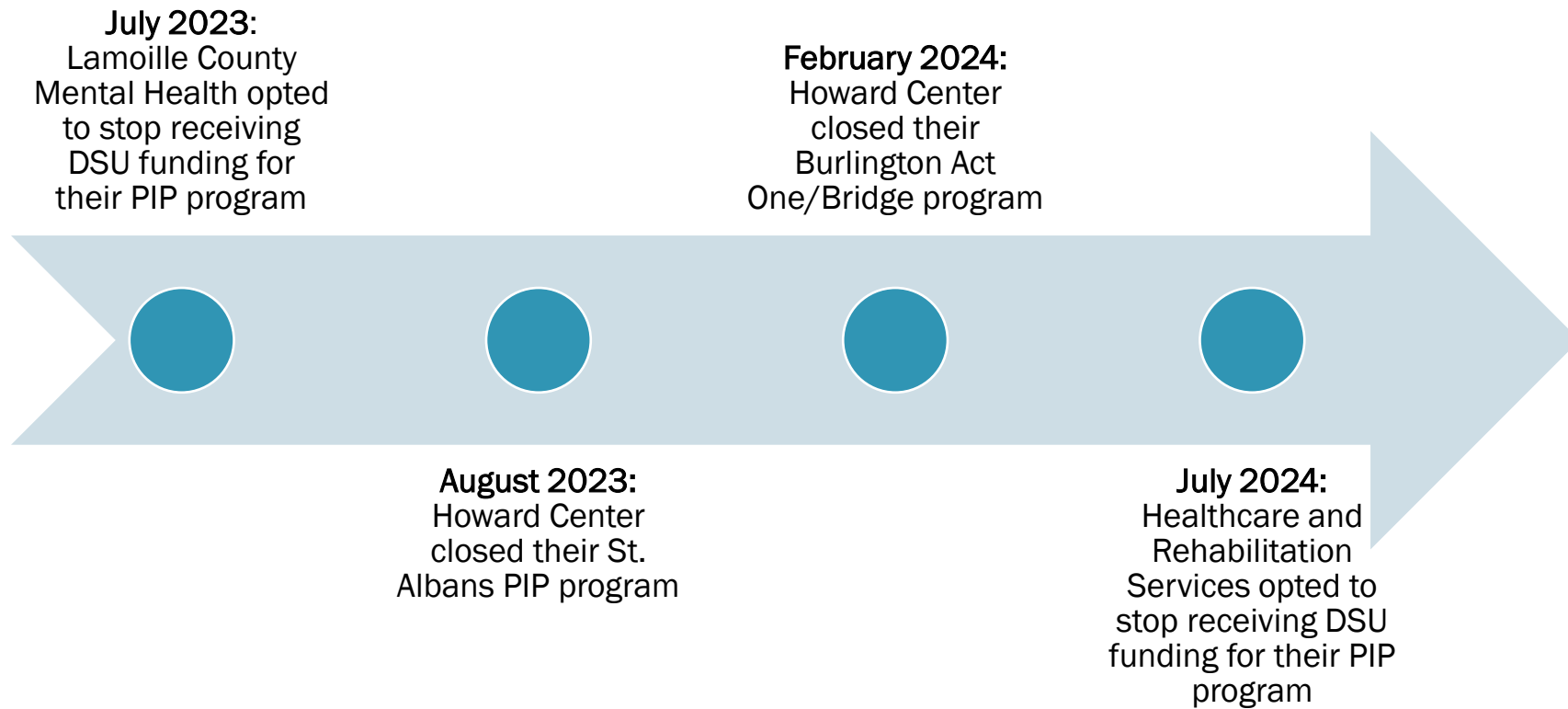
Data Standardization

- In 2019, VDH and DOC began working with the PIP programs to collect and analyze PIP data.
- By collecting uniform data, we wanted to understand the subset of individuals that are not appropriate to be held in a PIP program.

Non-Admit Reasons for those sent to Corrections



Program Closures



PIP Challenges

- **Staffing:** hiring and retaining staff has been a challenge across PIP programs.
- **On-call model:** staff receive a stipend for being on call, and a higher rate when they are called in. Due to the unpredictable nature of the PIP programs, this isn't a sustainable payment model for many.
- **Low utilization:** programs must maintain their capacity to provide PIP services regardless of utilization.
- **Cost:** standalone programs are expensive to run. Programs have had more success when co-located with other 24/7 programs.