



H.954
Town of Stowe
Charter Amendment

Increase Local Option Taxes From 1% to 2%

Our Vision and Action Priorities

Stewardship, Balance and Opportunity

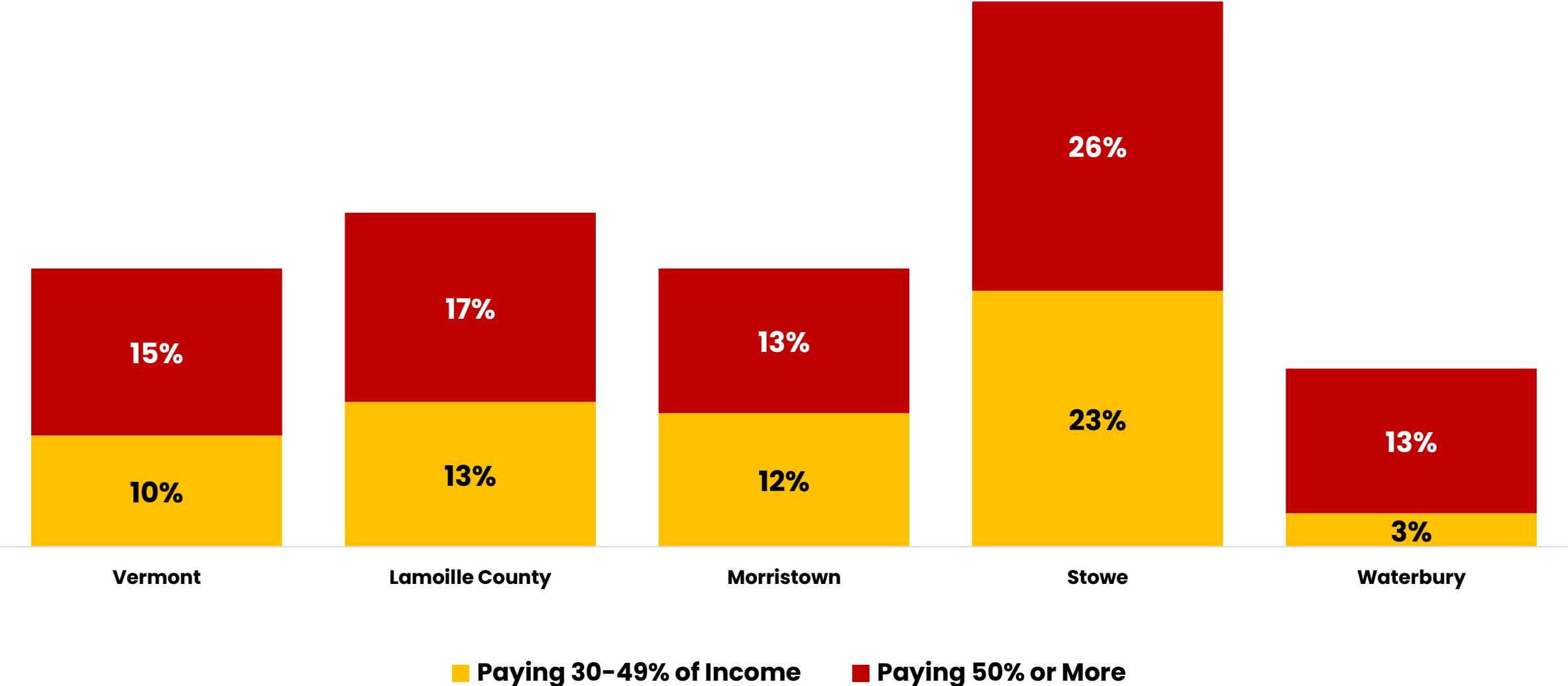
We envision a future that protects and expands opportunities for all who call Stowe home or come to experience its charm. We aim to maintain the remarkable offerings and assets that set Stowe apart, while we become a more balanced, accessible, diverse, and inclusive community. Our vision includes priorities to enhance each of our community values.



Housing Costs as a Percentage of Household Income

Includes Rent, Mortgages, Property Taxes, Insurance, Mobile Home Costs, Condominium Fees, Utilities

Source: U.S. Census Bureau: 2023 American Community Survey 5-Year Estimates



Resort Taxes Expectations

Stowe would be **aligning its sales tax rates** closer to **peer resort communities**.

Average Sales Tax Rate	8.80
Stowe Current	7.00
Stowe Proposal	8.00

Average STR Rate	16.03
Stowe Current	13.00
Stowe Proposal	14.00

Average Lodging Rate	12.46
Stowe Current	10.00
Stowe Proposal	11.00

Average Ski Lift Tax	9.46
Stowe Current	7.00
Stowe Proposal	8.00

Average Meals Rate	11.09
Stowe Current	10.00
Stowe Proposal	11.00

Municipality	Sales Tax or Equivalent				Difference from Stowe (Current)
	State	County	Local	Total	
Stowe Sales (Current)	6.25	0.00	0.75	7.00	N/A
Stowe RMA (Current)	9.25	0.00	0.75	10.00	N/A
Stowe STRs (Current)	12.25	0.00	0.75	13.00	N/A
Stowe Sales (Proposed)	6.50	0.00	1.50	8.00	1.00
Stowe RMA (Proposed)	9.50	0.00	1.50	11.00	1.00
Stowe STRs (Proposed)	12.50	0.00	1.50	14.00	1.00

Burlington Sales	6.25	0.00	0.75	7.00	N/A
Burlington Meals & Alc	9.00	0.00	2.50	11.50	1.50
Burlington Lodging	9.00	0.00	4.00	13.00	3.00
Burlington STRs	12.00	0.00	9.00	21.00	8.00

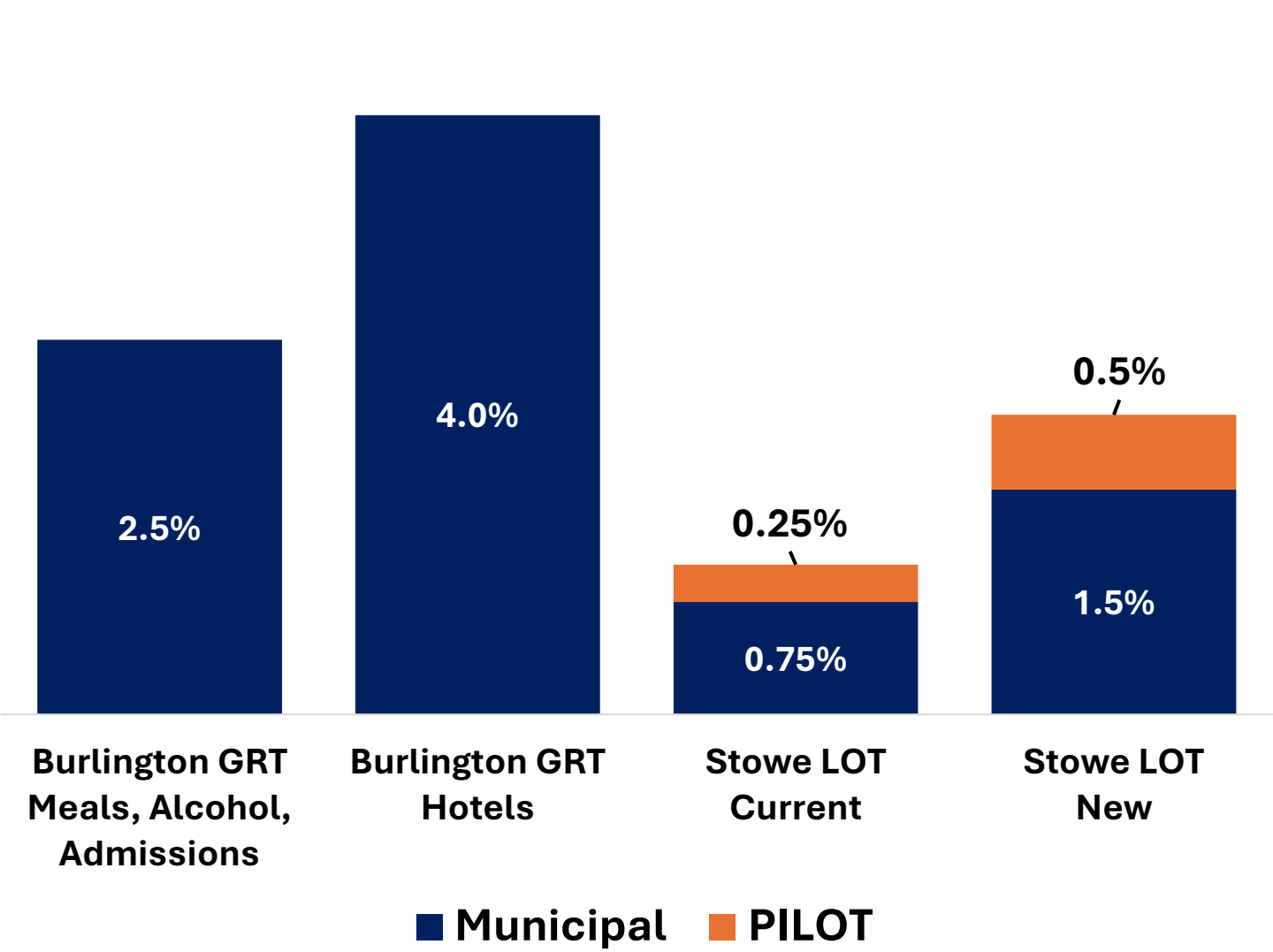
Vail, CO Sales	2.90	2.00	4.50	9.40	2.40
Vail, CO Ski Pass	2.90	2.00	8.50	13.40	6.40
Vail, CO Lodging	2.90	2.00	5.90	10.80	0.80

Aspen, CO Sales	2.90	4.00	3.45	10.35	3.35
Aspen, CO Lodging	2.90	4.00	5.45	12.35	2.35
Aspen, CO STR prim. Res.	2.90	4.00	10.45	17.35	4.35
Aspen, CO STR 2nd home	2.90	4.00	15.45	22.35	9.35

Telluride, CO Sales	2.90	2.07	4.50	9.47	2.47
Telluride, CO Sales	2.90	2.07	9.50	14.47	7.47
Telluride, CO RMA	2.90	3.32	8.50	14.72	4.72
Telluride, CO STR	2.90	3.32	11.00	17.22	4.22

Park City, UT Sales	4.85	2.80	1.90	9.55	2.55
Park City, UT Rooms	4.85	6.12	2.90	13.87	3.87
Park City, UT Meals	4.85	3.80	1.90	10.55	0.55

Burlington Gross Receipts Tax Comparison



Stowe FY25
 LOT to PILOT
 1% @ 70/30

\$ 1,377,724

Stowe Projected
 LOT to PILOT
 2% @ 75/25

\$ 2,388,973

Projected
 over 10 years
 @ 2% growth

\$ 26,158,585

Spruce Peak & Stowe Mountain Resort Complex

Assessed Value - FY26 \$ 941,904,500

Education Prop. Taxes to State - FY26 \$ 7,615,446

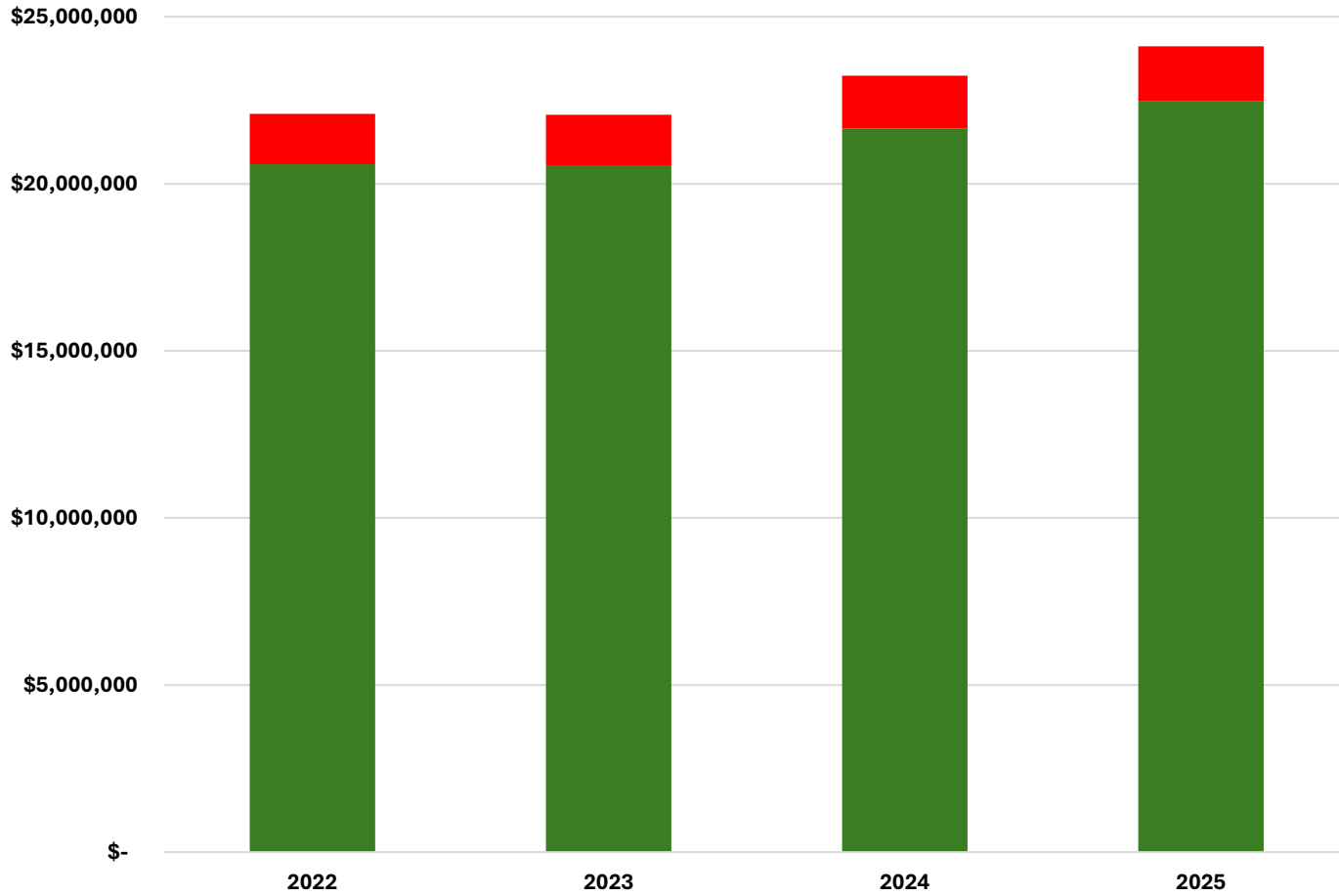
Municipality invested millions in water/sewer extensions to the resort, which made the expansion possible.



State and Local Sales Tax Revenues

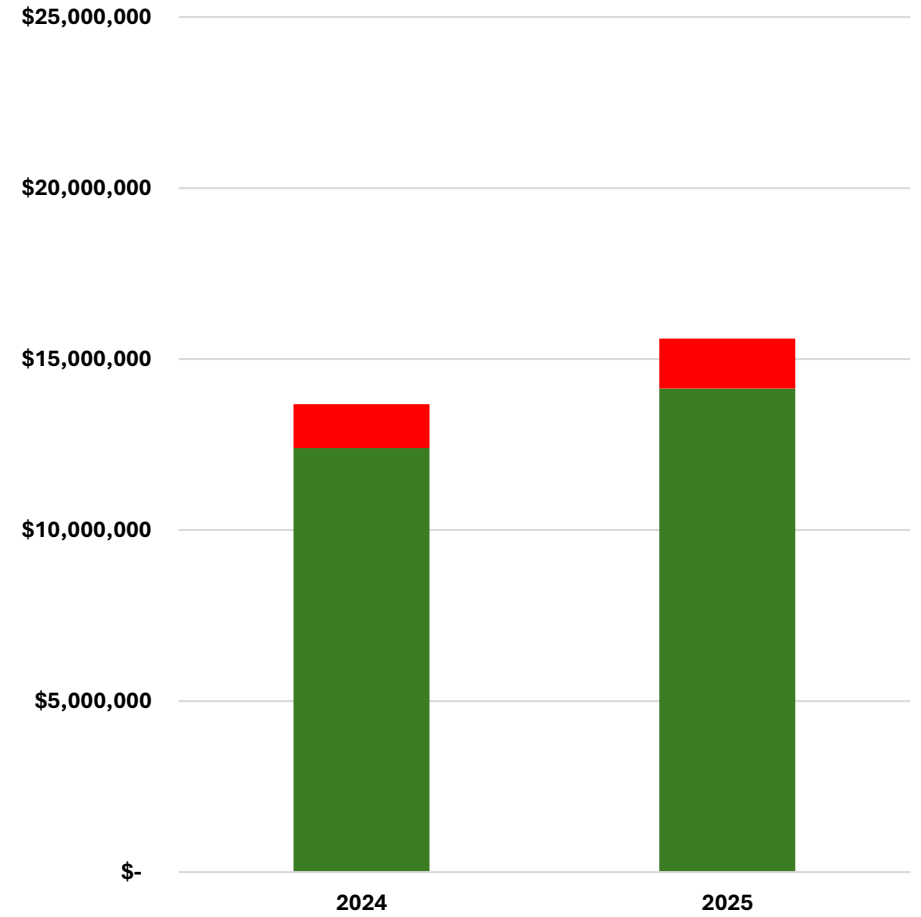
Supports Education Fund, General Fund, Clean Water Fund, PILOT Fund, and Municipal Infrastructure

Meals, Rooms, and Alcohol Tax 2022-2025



■ State of VT 9.3%/10.3%
■ Town of Stowe .7%

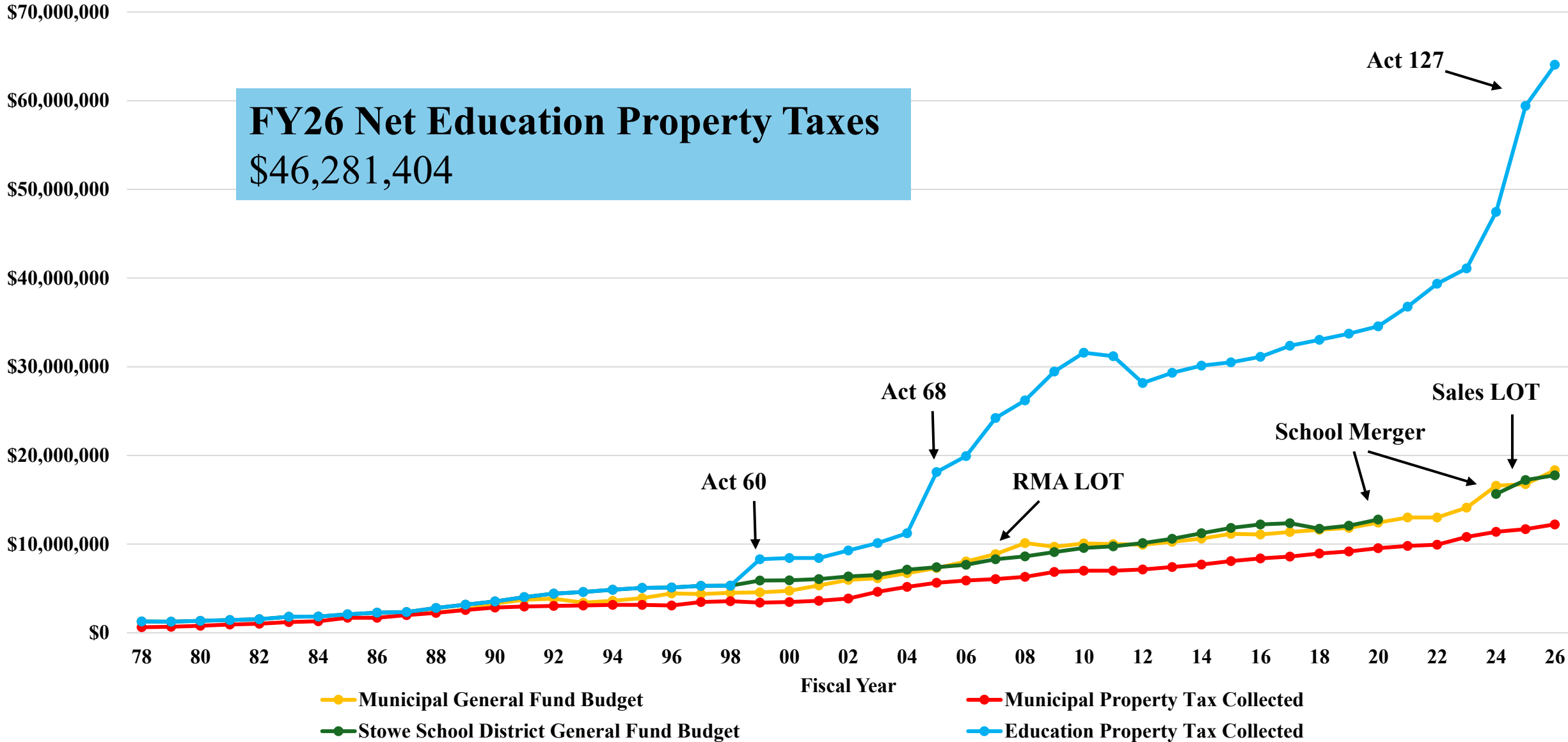
Sales & Use Tax 2024-2025



■ State of VT 6.3%
■ Town of Stowe .7%

Town of Stowe / Stowe School District Budgets and Taxes Collected

FY26 Net Education Property Taxes
\$46,281,404



County Benefits – Courthouse Municipal Assessments

- Pays 56% of Lamoille County tax
- Lamoille County tax - 26% increase over past two years
- 80% higher county tax than Burlington
- 124% higher than South Burlington

All three counties:

Average: \$54,906

Median: \$33,351

Lamoille County	
Town	FY27
Belvidere	\$ 5,550
Cambridge	\$ 71,852
Eden	\$ 19,454
Elmore	\$ 26,175
Hyde Park	\$ 44,965
Johnson	\$ 33,351
Morristown	\$ 109,924
Stowe	\$432,540
Waterville	\$ 8,848
Wolcott	\$ 21,167
Average	\$ 77,383

Washington County	
Town	FY27
Barre City	\$ 43,159
Barre Town	\$ 64,424
Berlin	\$ 39,467
Cabot	\$ 14,478
Calais	\$ 18,534
Duxbury	\$ 14,744
East Mont.	\$ 28,184
Fayson	\$ 39,932
Marshfield	\$ 12,075
Middlesex	\$ 20,270
Montpelier	\$ 72,864
Moretown	\$ 19,837
Northfield	\$ 30,452
Plainfield	\$ 9,772
Roxbury	\$ 6,725
Waitsfield	\$ 37,979
Warren	\$ 79,734
Waterbury	\$ 74,759
Woodbury	\$ 11,025
Worcester	\$ 7,906
Average	\$32,316

Chittenden County Court	
Town	FY27
Bolton	\$ 8,723
Buels Gore	\$ 151
Burlington	\$ 241,409
Charlotte	\$ 53,708
Colchester	\$ 130,844
Essex Junction	\$ 67,978
Essex	\$ 97,731
Hinesburg	\$ 35,605
Huntington	\$ 11,748
Jericho & ID	\$ 40,487
Milton	\$ 66,246
Richmond	\$ 29,649
Shelburne	\$ 98,012
South Burlington	\$ 193,099
St. George	\$ 5,078
Underhill & ID	\$ 23,106
Westford	\$ 13,809
Williston	\$ 117,799
Winooski	\$ 35,075
Average	\$ 66,856

H.954

Stowe Charter Amendment

- **Passage would directly support VT PILOT Fund.**
 - Stowe would be the largest contributor to the PILOT Fund.
- **Local investment grows tax base for statewide fiscal needs.**
 - \$46m in education property taxes sent to Education Fund
 - \$36m in State sales/rooms/meals/alcohol taxes
 - Grand List growth from water/sewer investments, Main Street renewal, high quality services, etc.
- **Region and State benefit from investment.**
 - 4600+ people work in Stowe - 75% live in Morristown, Waterbury, Hyde Park, etc.
 - Investment benefits suppliers, contractors, restaurants, breweries, retail, and travel/transit centers in Lamoille, Washington, and Chittenden Counties.

