

VT 25-0991 Testimony

Presented by Susan Collins, President of the Container Recycling Institute

April 2, 2025





What CRI Provides



Research

- 1) Beverage Market Data Analysis
- 2) Environmental and economic impact studies
- 3) Information databases



Education

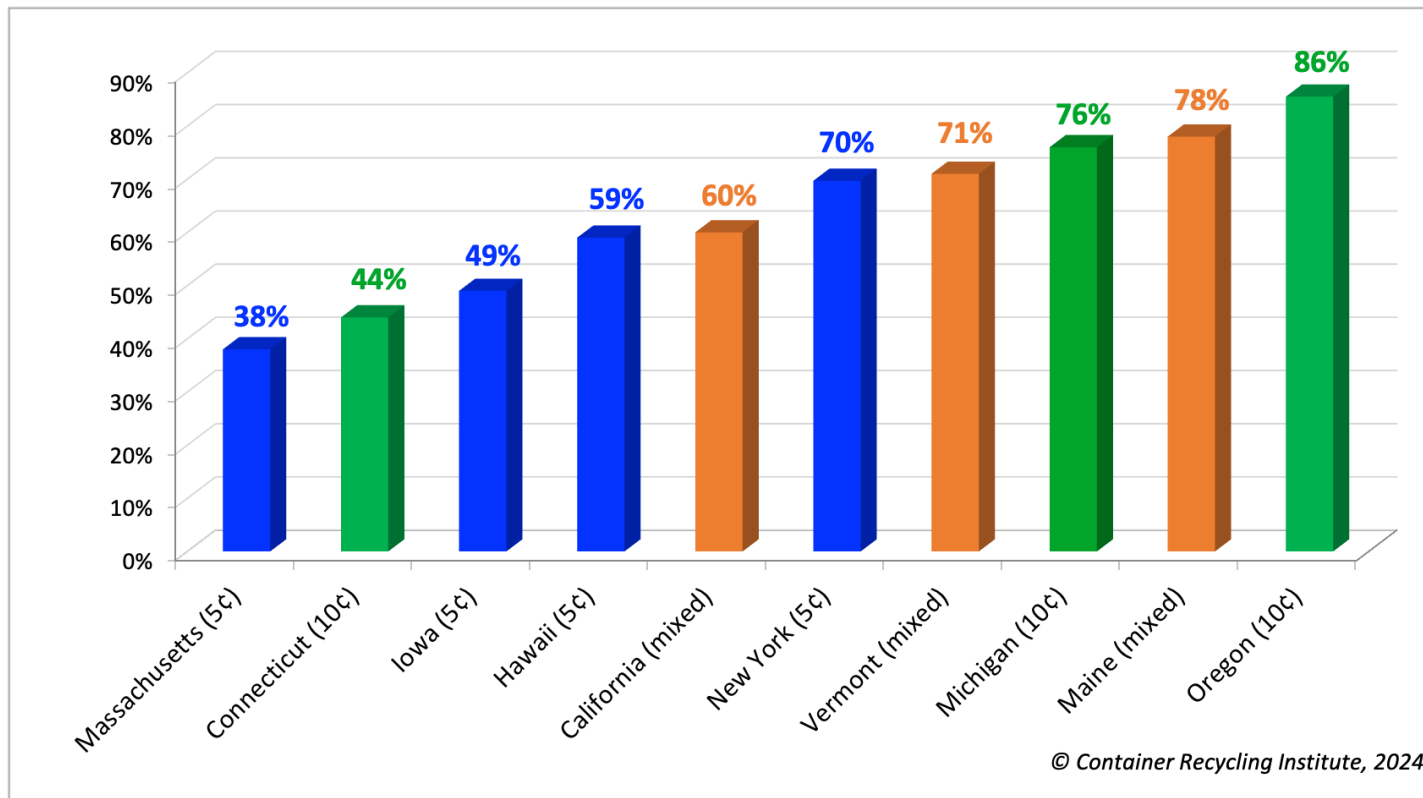
- 1) Bottle Bill Resource Guide
- 2) Networking and Working Groups
- 3) Consultation and technical assistance



Advocacy

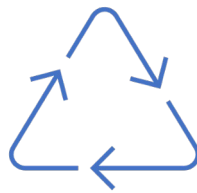
- 1) Testimony
- 2) Legislative Analyses
- 3) Stakeholder Collaboration

Redemption Rates for U.S. Deposit States, 2023

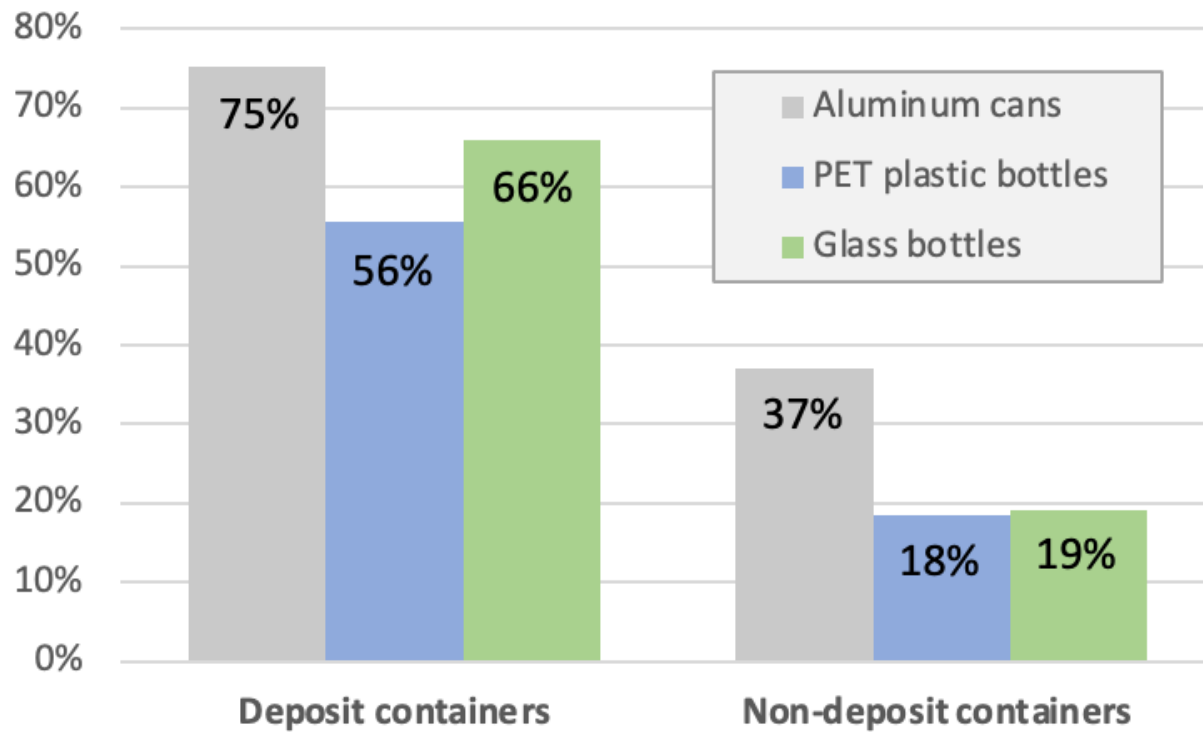


Benefits of deposit systems:

- **High recycling rates:** 50-90% for beverage containers in the U.S.
- Produce **clean** recycled materials for manufacturing
- Create **jobs** and **new businesses**
- Shift end of life costs for used beverage containers to **producers (EPR)**
- Reduce **litter**
- Conserve **energy** and natural resources
- Reduce **greenhouse gas emissions**
- **Prevent pollution** from manufacturing new containers from virgin materials



U.S. Nominal Recycling Rates by Deposit Status, 2021



Source: "2021 Beverage Market Data Analysis."

© Container Recycling Institute, 2024

Economic Benefits of Bottle Bills

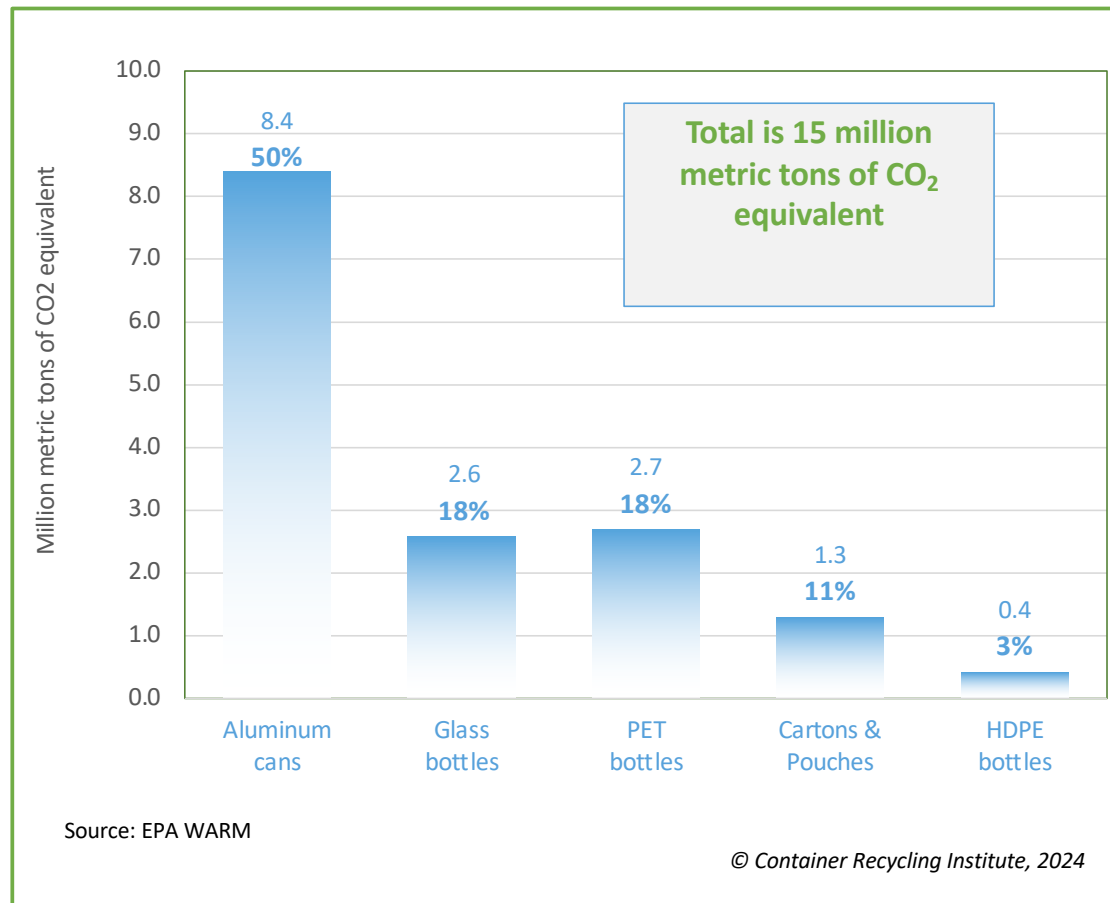
Deposit Scrap is More Valuable


- PET plastic from curbside programs typically sells for 40% less than deposit PET
- Curbside glass **costs \$20/ton to recycle** – when markets can be found for it at all – versus deposit glass that has **a \$20/ton scrap value**

Benefits to Municipalities

- In Massachusetts, DEP study estimated cost savings to municipalities of \$7 million per year. (6 mil. Pop.)
- Cost savings come from:
 - Reduced collection costs
 - Reduced landfill costs
 - Reduced processing costs
 - Reduced costs for pick-up of litter
- Additional savings from reduced costs for storm drain clean-out

Greenhouse Gas Emissions from Replacing Wasted Containers, 2021 (million MTCO₂E)





Keep America Beautiful Litter Study



Keep America Beautiful 2020 National Litter Study: when asked if they support a “refundable deposit” or a “rebate incentive,” more than **75%** of respondents said they were in favor of these policies in their state.



Keep America Beautiful Litter Study

“...There was substantially **more deposit-material litter per capita in non-bottle bill states** than in bottle bill states, by a difference of a **two-to-one ratio.**”



In the average single-stream collection program, if you collect 100 tons of recyclables at the curb, on average, 75 tons will actually be recycled into new products, and most of the rest will be landfilled.



New Beverage Container Capture Rate Data - Oregon

Newly available data from the Oregon DEQ show that in the state's curbside programs, **41% of plastic bottles and 53% of aluminum beverage cans are improperly sorted and end up in the wrong bale** - *meaning they may never get recycled.*

Data Source: Oregon Department of Environmental Quality

Glass: Deposit vs. Single Stream



In 2025, New & Expanded DRS Legislation Proposed in 13 States & Territories:

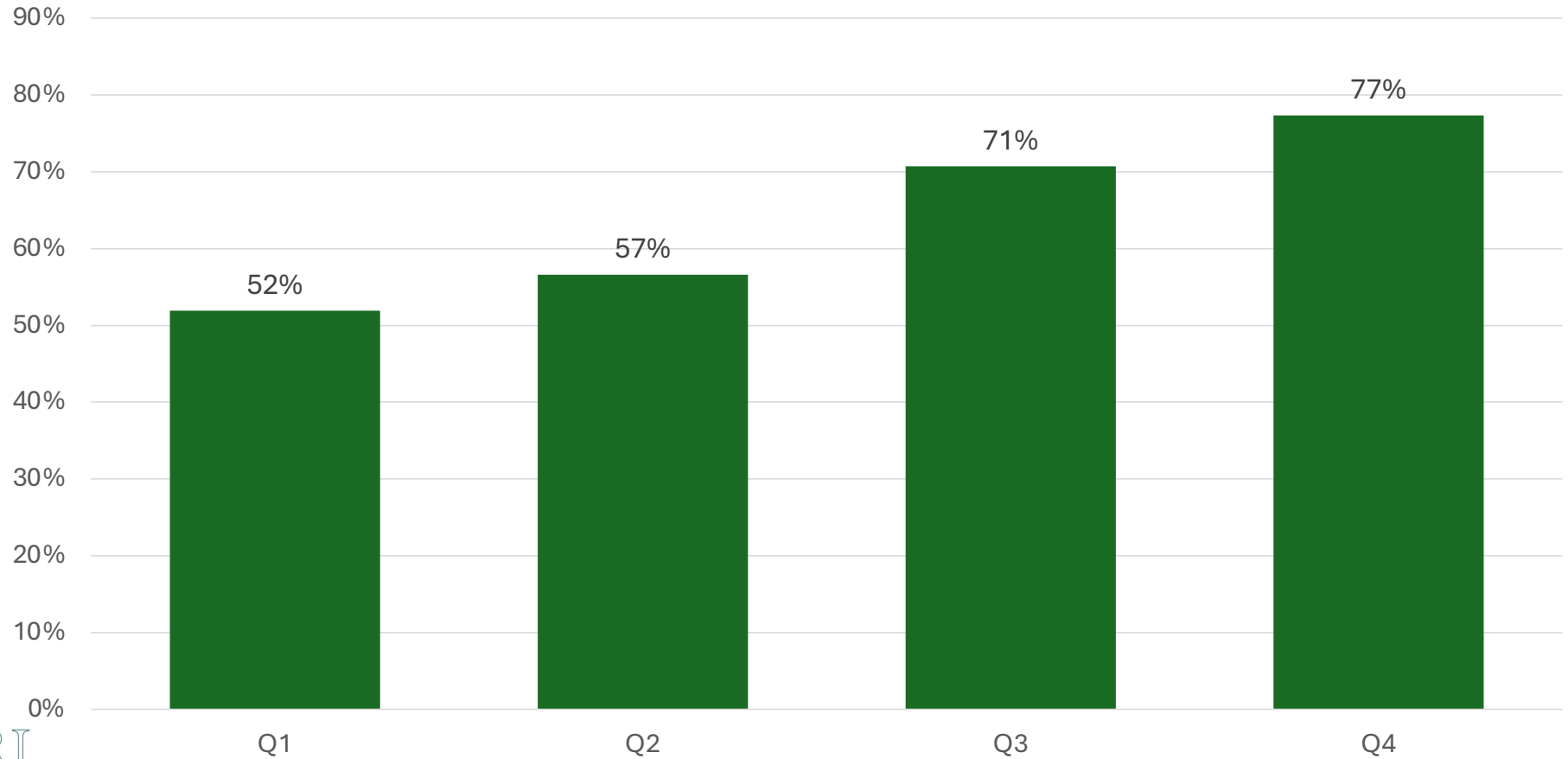
NEW

- Maryland
- Washington
- Texas
- Washington, D.C.
- Illinois
- Rhode Island (expected soon)
- West Virginia

EXPANDED/ MODERNIZED

- New York
- Massachusetts
- Oregon
- Vermont
- Connecticut
- Hawaii

Connecticut Beverage Container Redemption Rates (2024)



Data Source: CT Department of Energy & Environmental Protection

OPLN's 2024
Northeast
Technical
Expedition:
September 10-13

Portland, Maine





OPLN's 2024
Northeast
Technical
Expedition:
September 10-13

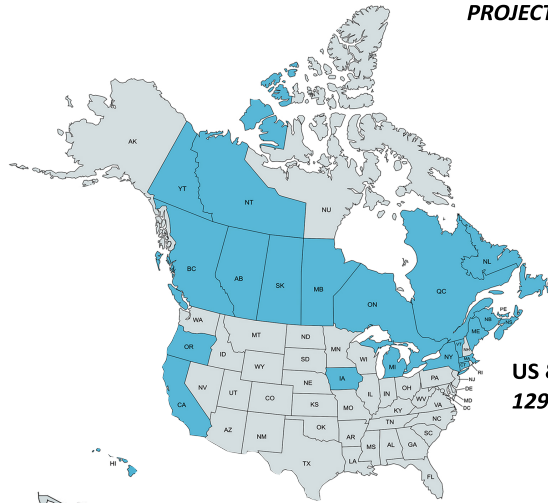
Quebec, Canada

GLOBAL GROWTH IN CONTAINER DEPOSIT LAWS 2017-2027

IMPLEMENTED BEFORE 2017:
357.08 MILLION PEOPLE COVERED

IMPLEMENTED OR PENDING 2017-2027:
554.5 MILLION PEOPLE COVERED

PROJECTED TOTAL POPULATION COVERED 911.58 MILLION



US & CANADA:
129.33 MILLION



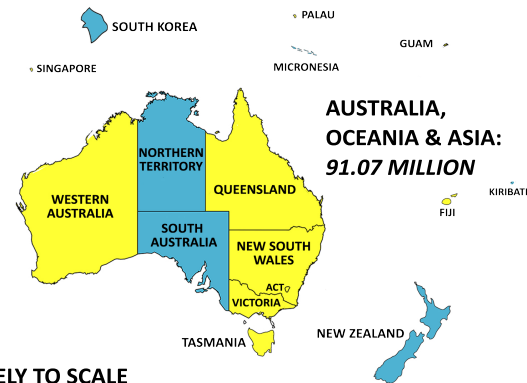
**EUROPE, ICELAND
& MIDDLE EAST:**
551.13 MILLION



**SOUTH AMERICA &
CARIBBEAN:**
24.81 MILLION



**INDIA &
INDIAN OCEAN:**
115.24 MILLION



**AUSTRALIA,
OCEANIA & ASIA:**
91.07 MILLION



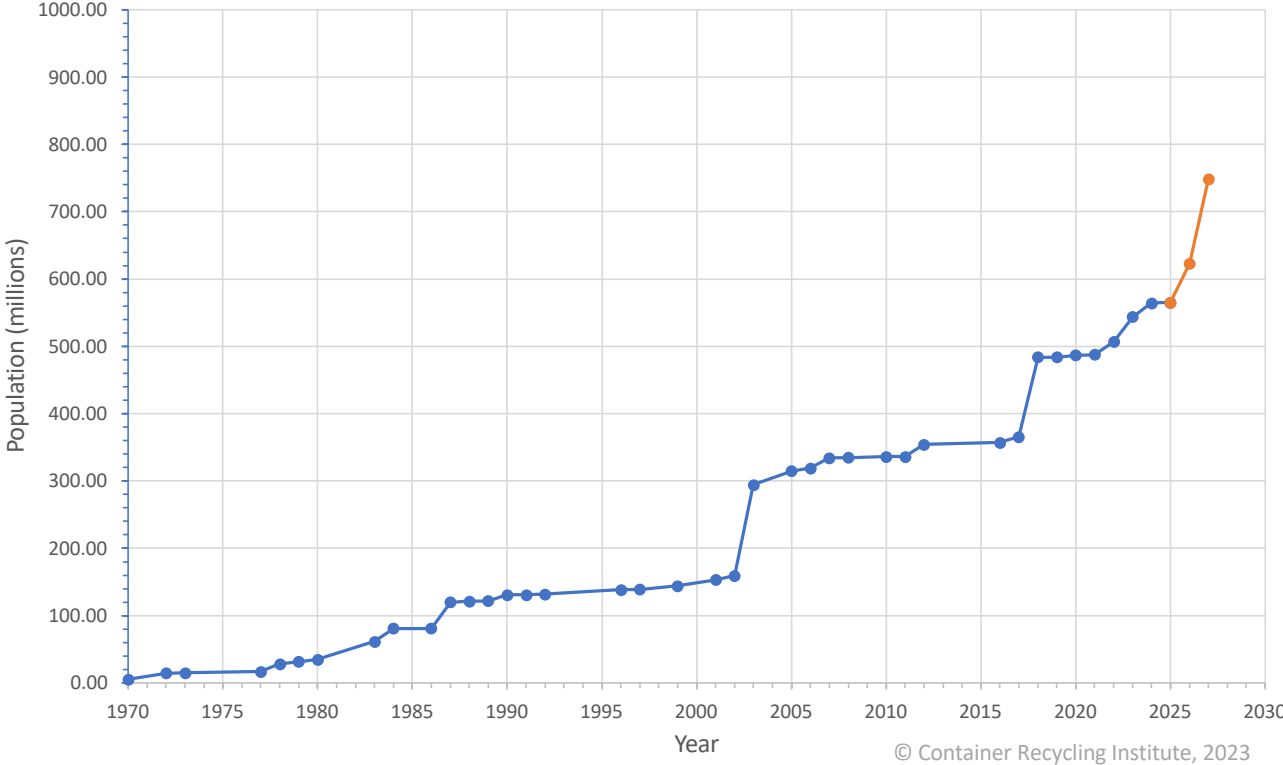
© Container Recycling Institute 2024

NOTE: RELATIVE SIZES, DISTANCES MAY NOT BE ENTIRELY TO SCALE

Existing and new laws will serve more than 748 million people by 2027

2024: Ireland, Hungary, and Kosovo

Container Deposit Laws: A Growing Global Trend



International News



Romania: Reported that in the first year of the program, 3.5 billion beverage containers were collected and more than 230,000 tons of material were diverted from the landfill.



Quebec: Consignation (Quebec DRS program) included plastic beverage containers from 100 mL to 2 L beginning March 1, 2025



Poland: DRS is expected begin in 2025 - CRI will be on the lookout for any news!

International News – the UK

- **England and Northern Ireland:**
 - Regulations created to introduce a DRS (after years of delays) in January 2025
 - Program to begin October 2027
 - Even though originally set to implement a DRS with England and Northern Ireland, **Wales** announced in November 2024 that it will develop its own deposit program
- **Scotland:**
 - Announced that they will launch their DRS program at the same time as England, Wales, and Northern Ireland in October 2027





Thank You!

Learn

Main Website www.container-recycling.org

Bottle Bill Website www.bottlebill.org

Connect

Facebook www.facebook.com/container.recycling

X @CRI_recycle

LinkedIn www.linkedin.com/company/container-recycling-institute

Contact

Tel (310) 559-7451

Email scollins@container-recycling.org

