



Department of Corrections

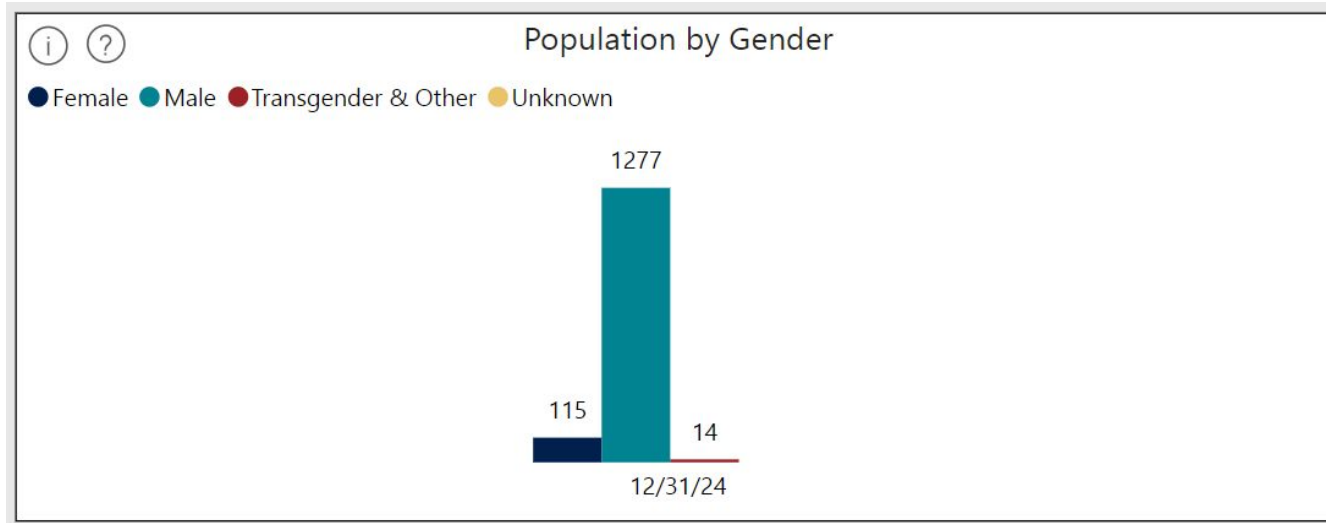
Population Data and Out-of-State Housing



Incarcerated Population Data

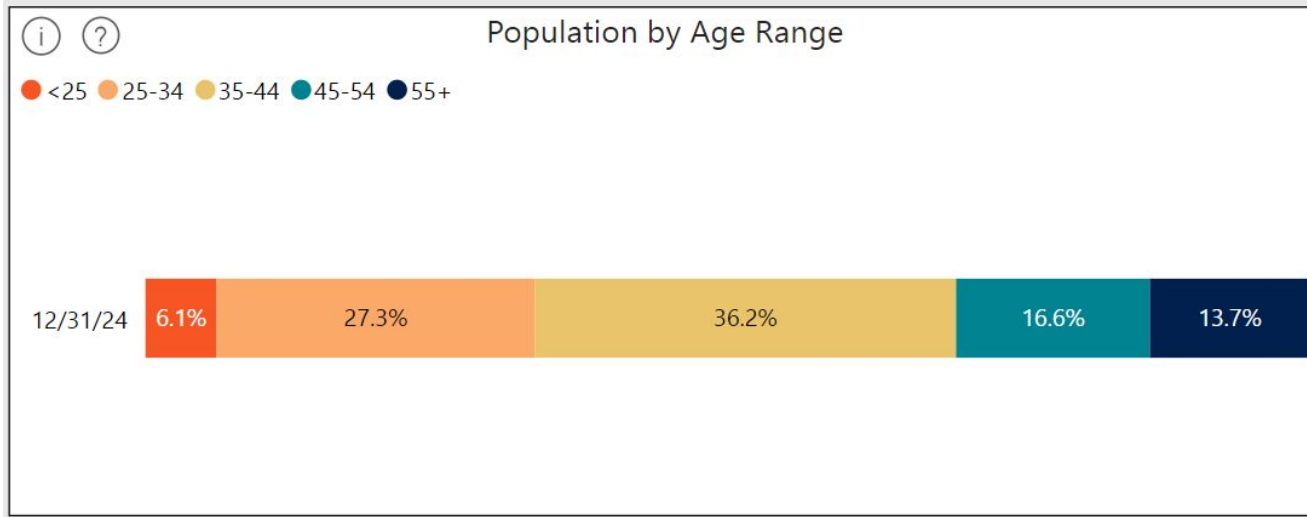
All images taken from the [Incarcerated Population Interactive Dashboard](#) found on the DOC website under Research & Data

Demographic Data




Female population comprises ~7% of total population

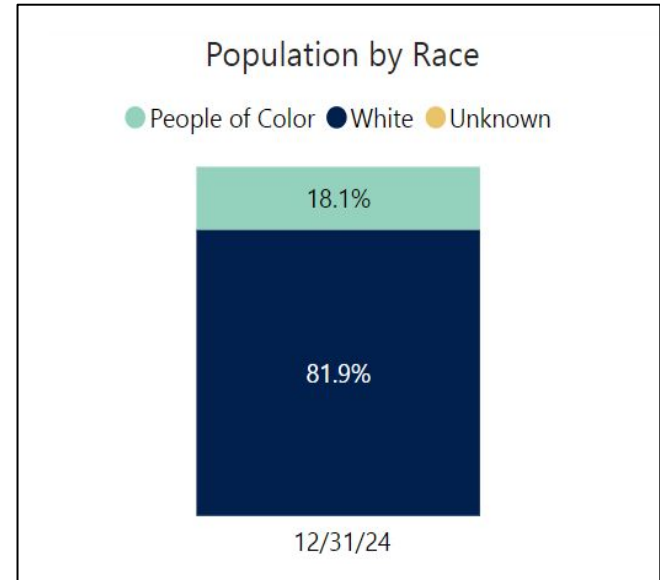
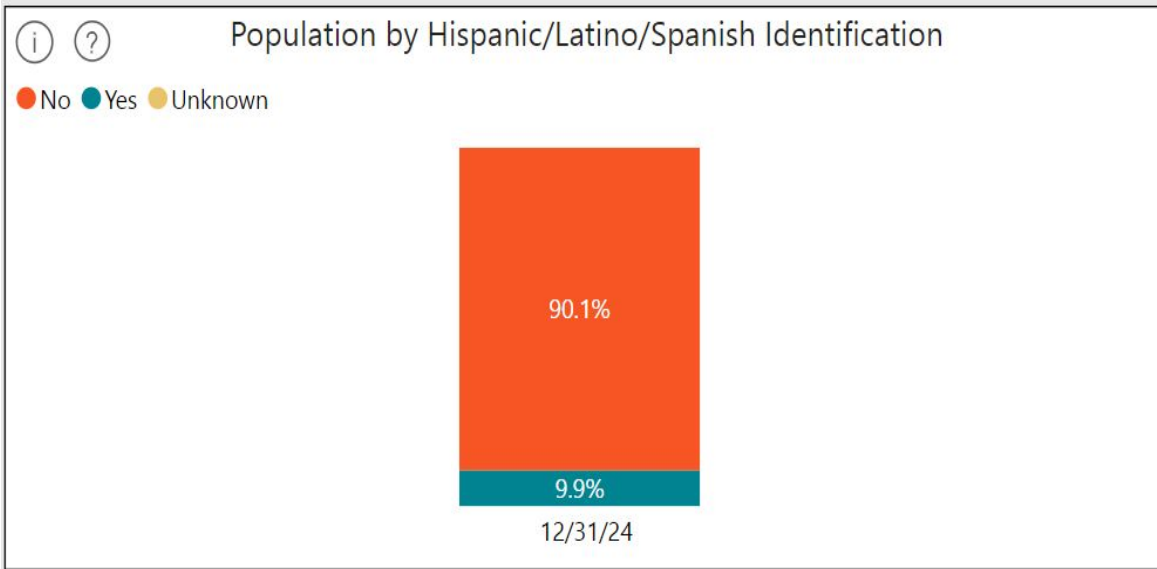
Demographic Data (cont.)



300% increase in 55+ since 2003 (3.2%)



Demographic Data (cont.)





Booking Statuses Overview

Sentenced Statuses:

- Sentenced: Convicted of crime(s)
- Sentenced/Detained: Convicted of crime(s) *and* held pre-trial for other crime(s)
- Sentenced W/Hold: Convicted of crime(s) *and* held for US Marshals or other jurisdiction
- Sentenced/Detained W/Hold: Convicted of crime(s), held pre-trial for other crime(s), and held for US Marshals or other jurisdiction

Detained Statuses:

- Detained: awaiting trial
- Detained W/Hold: awaiting conviction for other crime(s) and held for US Marshals or other jurisdiction

Crime Types & Booking Statuses



Crime Type	Detained	Hold	Sentenced	Total
01:Fel./Serious	270	1	538	809
02:Fel./Person	27		78	105
03:Fel./Property	62	1	134	197
04:Fel./Drug	24	2	41	67
05:Fel./MotorV	13		30	43
06:Fel./Other	10	1	12	23
07:Misd./Person	30		34	64
08:Misd./Property	9		2	11
09:Misd./Drug	2	3	1	6
10:Misd./MotorV	1		3	4
11:Misd./Other	2		4	6
Uncategorized		71		71
Total	450	79	877	1406

Crime Type Examples:

01:Fel./Serious: Aggravated Assault, Aggravated Sexual Assault, Murder

02:Fel./Person: Assault and Robbery, Lewd and Lascivious

03:Fel./Property: Burglary Occupied, Grand Larceny, Arson

04:Fel./Drug: Dealing, Trafficking, Possession and Sale

05:Fel./MotorV: DUI3 or more

06:Fel./Other: Obstruction of Justice, Fugitive

07:Misd./Person: Domestic Assault, Simple Assault

08:Misd./Property: Unlawful Trespass, Retail Theft

09:Misd./Drug: Possession of drugs

10:Misd./MotorV: Careless and Negligent Operation

11:Misd./Other: Violations Conditions of Release

Note: All Uncategorized Crime Types have a Hold Status



Out of State Housing

Overview

- History of Out of State contracts
- Current contract provisions
 - Contractor and length
 - Criteria for OOS placement
 - Physical space
 - Activities and programs
 - Per diem/costs





History of Out-of-State Contracts

- **1990's:** First major OOS contract with Virginia
 - Over 600 incarcerated individuals in two different Virginia facilities
- **2003:** Virginia Contract ended, Vermont contracted with Corrections Corporation of America (currently CoreCivic)
 - 600 Incarcerated individuals split between Kentucky, West Tennessee, and Arizona
 - Population steadily decreased during this contract
- **2010 – 2012:** Vermont entered an additional contract with Greenfield, MA to house part of the “B1” population (incarcerated for lack of approved housing)
 - Contract ended due to behavioral problems and lack of recreation space



History of Out-of-State Contracts

- **2015 – 2017:** OOS Contract awarded to GEO Corp
 - All incarcerated individuals under CoreCivic Contract moved to North Lake, Michigan
 - Population between 250-400
- **2017:** North Lake facility closed, Vermont contracted through an Intergovernmental Agreement with Pennsylvania to house incarcerated individuals at Camp Hill (~250)
- **2018 – Present:** PA contract was cancelled in 2018, CoreCivic awarded the new contract. (~250 individuals during the Covid Pandemic to ~120 today)

CoreCivic Contract



- Contract began in 2018
- Contract length is 2 years
 - Optional two one-year extensions
 - Currently 18 months into 24-month contract

Out-of-State Placement Criteria



- Must be sentenced
 - Minimum of one year to serve before movement in case
- Those requesting to be transferred out of state are reviewed using the exclusionary criteria



Exclusionary Criteria

- Major medical issues (upcoming appointments, MOUD med adjustments, cancer, surgery)
- Major mental health challenges (significantly functionally impaired designation)
- Pending in-person court hearings, criminal, civil, or family court
- Age (>70)
- Critical employment positions such as law librarian, cooks
- Open ears coaches
- Programming requirements
 - Education
 - Risk Reduction
- Significant known separation issues
- History of mental health decompensation out of state
- Anyone who is actively involved with their children

Physical Space



Activities, Programs, and Employment



Employment Opportunities

- Pod Porters
- Maintenance
- Food Services
- Facility Porter
- Law Librarian
- Unit Representative

Activities and Programs

- Religious Services
- Wheels for the world
- Recreation
- Tournaments
- Education
- Arts and Crafts
- Gaming Systems
- MOUD

Current Per Diem (January 2025)



Current per diem for OOS beds falls into two categories:

- 1) Non MOUD = \$92.91 per day = \$33,912.15 per year
- 2) MOUD = \$106.94 per day = \$39,033.10 per year

In-State:

\$299 per day = \$109,135 per year



Questions?



Contact

Isaac Dayno

Executive Director of Policy

(802) 793-4392 • isaac.dayno@vermont.gov

Haley Sommer

Director of Communications & Legislative Affairs

(802) 793-9075 • haley.sommer@vermont.gov

Constituent Services

ahs.docconstituentmanagement@vermont.gov