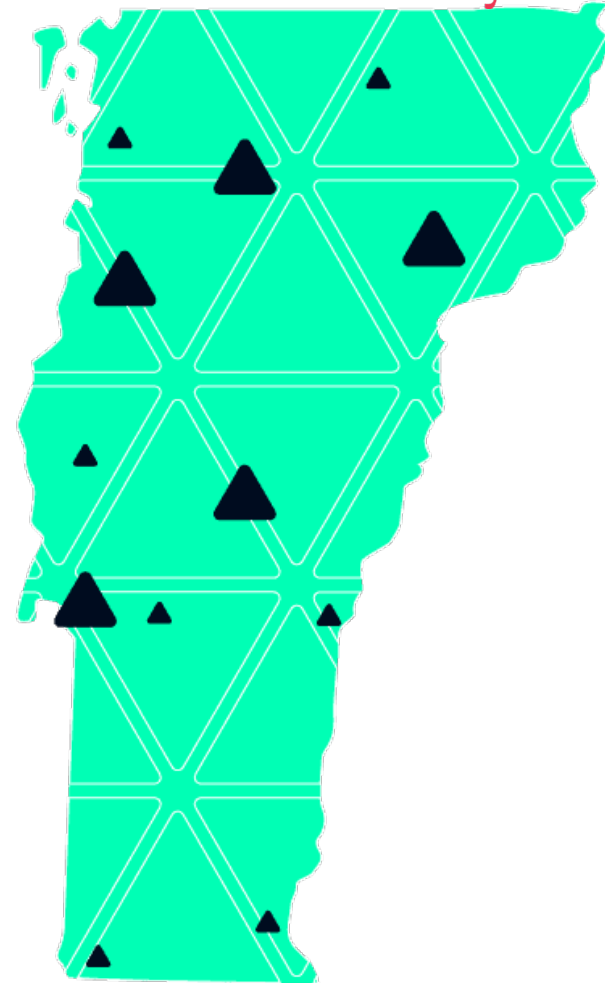
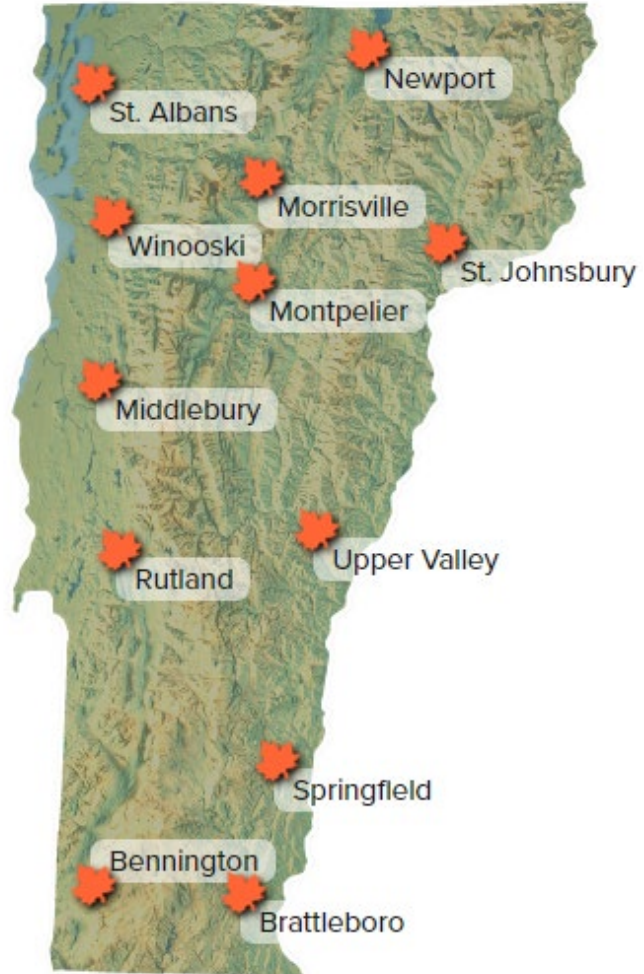


A group of eight people, including students and faculty, are walking along a paved path on a college campus. The path is lined with trees showing autumn foliage in shades of green, yellow, and red. The people are dressed in casual to semi-formal attire, including jackets, blouses, and sweaters. One woman in the center is gesturing with her hand as if in conversation.

House Commerce and Economic Development

Elizabeth K. Mauch, Chancellor
Sharron Scott, Chief Financial and Operating Officer

For the Benefit of Vermont



Vermont State Colleges Leadership



Beth Mauch
Chancellor

Vermont State Colleges System



Joyce Judy
President

Community College of Vermont



David Bergh
President

Vermont State University



Board of Trustees

- **Representative Lynn Dickinson**, Chair of Board
- **Megan Cluver**, Vice Chair of Board, Chair of Education, Personnel & Student Life Committee
- **David Silverman**, Treasurer of Board, Chair of Finance & Facilities Committee
- **Karen Luneau**, Secretary of Board
- **Shirley Jefferson**, Chair of Diversity, Equity & Inclusion Committee
- **Sue Zeller**, Chair Audit & Risk Management Committee
- **Betsy Ide Bloomer**
- **Janette Bombardier**
- **Representative David Durfee**
- **Bob Flint**
- **Representative Jim Masland**
- **Representative Marc Mihaly**
- **Shawn Tester**
- **Jason Musal**
- **Governor Scott**, ex officio

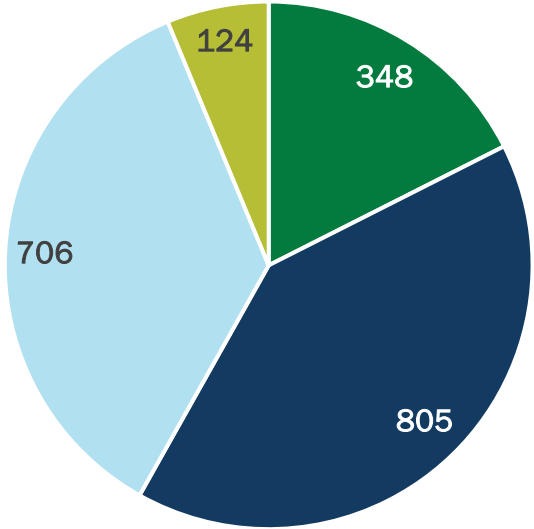
State Investment is Driving Change



VERMONT STATE COLLEGES STUDENTS DRIVE VERMONT'S FUTURE

2023-2024 Graduates

Headcount	CCV	VTSU	Fall 2024
Full-Time	805	2,948	3,753
Part-Time	4,223	2,145	6,368
Total	5,028	5,093	10,121



■ Certificates ■ Associate ■ Bachelor ■ Master

2023-2024 Academic Year
Source: IPEDS Completions Survey

Residency	CCV	VTSU	Fall 2024
In-State	4,694	3,801	8,212
Out-of-State	334	1,292	1,546
Total	5,028	5,093	10,121

*Fall 2024 Snapshot as of October 15, 2024
Data is “unduplicated” between institutions*

VSC VISION 2030

Driving Innovation and Access



Career Pathways Entry Program CPEP

- 6-week program
- 3+ college credits
- Job shadows
- Apprenticeship
- Career coaching support
- \$560 stipend
- Wage increases

Cohort 1
37 participants enrolled
20 employer partners
Cohort 2
62 prospects

CCV COMMUNITY
COLLEGE
OF VERMONT




**Northern Border
Regional Commission**
\$1.22M grant



Early Childhood Education

- Stackable certificate programs
- 100% online program formats at CCV
- Youth apprenticeship & apprenticeship programs
- Career consultation, advising, and professional development to incumbent workforce
- 2+2 pathway to Vermont State University and other institutions
- Certificates, Associates, and Bachelors degrees



Growing interest in plumbing, electrical apprenticeship programs

- Plumbing and electrical apprenticeship programs grew over 20% over last two years
- Fall 2024: 870 apprentices
- 90% Vermonters



Nursing & Health Professionals Education

Program	23-24 Graduates	Fall '24 Enrollment
Nursing	415	668
Clinical Mental Health & Counseling	33	266
Respiratory Therapy	4	19
Paramedicine	12	11
Radiologic Science	12	36
Dental Hygiene	46	77
Total	522	1,072

Composite Financial Index

- Financial health markers since FY19 have improved significantly
- FY21 and FY22 influenced by ARPA and Higher Education Emergency Relief (HEERF)
- Continued improvement related to structural and further one-time adjustments

Financial Ratio	Preferred Metric						FY15-FY19
		FY24	FY23	FY22	FY21	FY20	Average
Primary Reserve	≥ 0.40	0.81	0.70	0.63	0.51	0.25	0.19
Net Operating Revenue	2% to 4%	1.7%	-1.0%	15.5%	23.0%	3.4%	-1.5%
Viability Ratio	1.25 to 2.0	1.66	1.40	1.10	0.80	0.38	0.28
Return on Net Position	3% to 4%	8.1%	11.3%	19.1%	41.9%	6.6%	-1.8%
Composite Financial Index		4.58	3.99	5.49	5.02	2.11	0.34

Path to Financial Stability

- First \$15 million in savings achieved as of FY2025 - \$7 million to go
- Four prongs:
 - Enrollment stabilization and growth in essential programs at Vermont State University
 - Sustainable benefits & competitive wages
 - Right-sizing Vermont State Colleges campuses system-wide
 - Administrative efficiencies through software replacement



Vermont State Colleges Request

	VSCS FY2025	VSCS Request
Ongoing General Fund Appropriation		
B.602: Vermont State Colleges	50,940,478	53,968,692
B.603: Allied Health - General Fund	288,434	297,087
Total Ongoing General Fund Appropriation	51,228,912	54,265,779
One-Time Sources		
B.1100(f)(1): Bridge Funding	10,000,000	5,000,000
B.1100(f)(2): CCV Tuition Advantage	1,000,000	-
Total One-Time Sources	11,000,000	5,000,000
Total Funding Sources	62,228,912	59,265,779
B.603: Allied Health - Global Commitment	1,500,000	1,500,000



Thank you!

Elizabeth Mauch, Chancellor

Sharron Scott, Chief Financial & Operating Officer