

# March 31 Housing Reporting

**In accordance with Act 113 (2024)**

Submitted by the Department for Children and Families

# The Big Picture

(As of March 10, 2025)



1424

Number of households in the GA Emergency Housing Program as of 3/10/2025



3,458

Number of people from [2024 Point-in-Time Sheltered & Unsheltered Homelessness Count](#) that took place on 1/24/24



4,998

Number of individuals with completed assessments for [Vermont Coordinated Entry Dashboard](#) on 3/3/2025

# Households By District

This is the current district data on all households in the GA Housing program as of 3/10/2025.

District Office	Rooms	Households	Adults	Children
Barre District Office	165	163	210	41
Bennington District Office	168	165	207	70
Brattleboro District Office	234	229	296	59
Burlington District Office	293	293	359	102
Hartford District Office	76	76	94	16
Middlebury District Office	*	*	*	*
Morrisville District Office	*	*	*	*
Newport District Office	25	25	27	*
Rutland District Office	247	238	311	126
Springfield District Office	77	77	95	22
St Albans District Office	73	73	83	*
St Johnsbury District Office	49	49	61	17
<b>Total</b>	<b>1444</b>	<b>1424</b>	<b>1789</b>	<b>479</b>

\* Data is suppressed when less than 12

# Eligibility Category of Households

This is the current eligibility data on all households in the GA Housing program as of 3/10/2025.

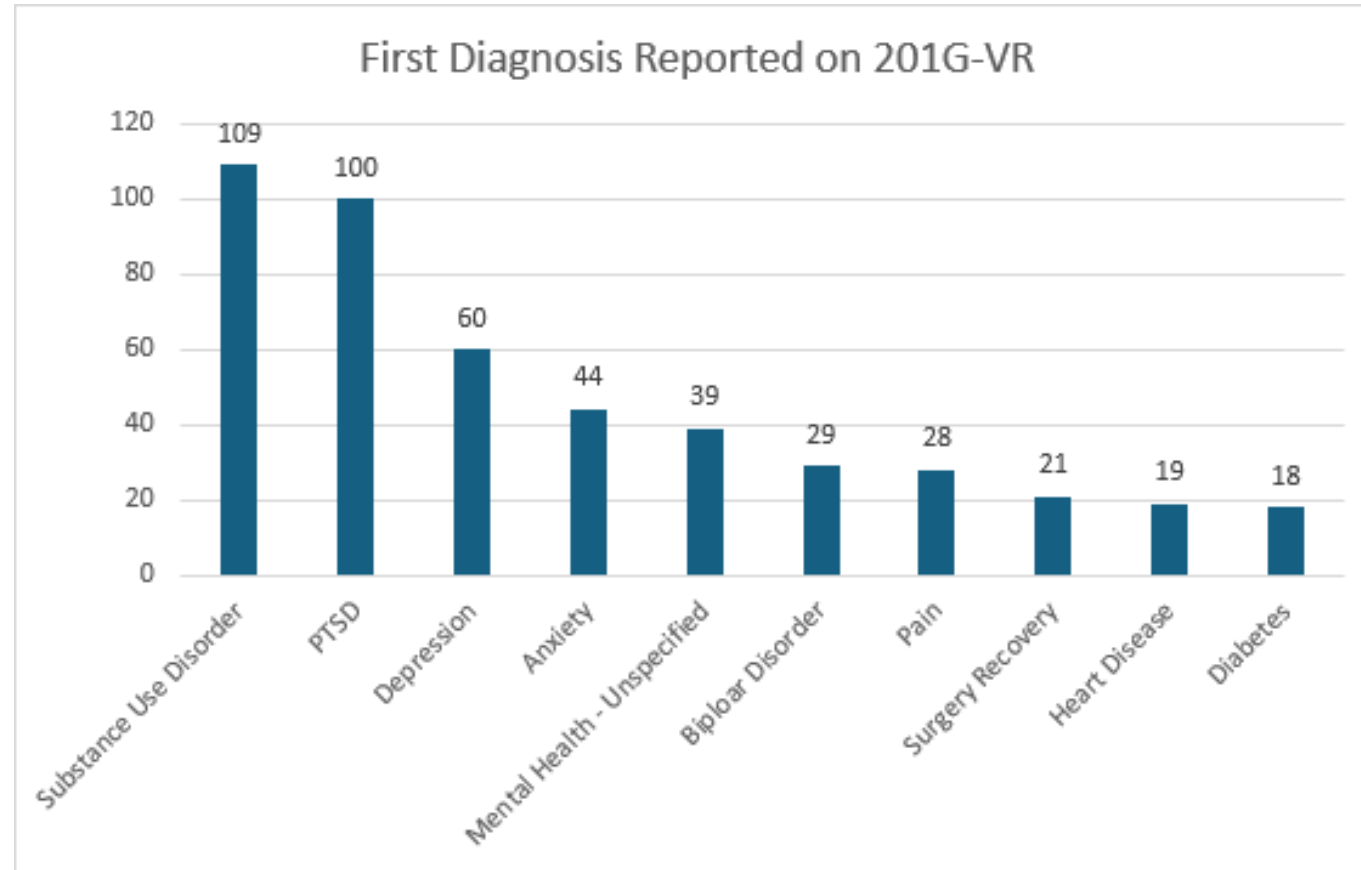
Approval Category	Count
Age 65+	103
Court Ordered/Constructive Eviction	35
Disabled (201G-VR)	390
Disabled (SSI/SSDI)	505
Domestic Violence	63
Families with Children	293
Pregnant	26
Death of a Spouse, Domestic Partner, or Minor Child	*
Natural Disaster	*
<b>Grand Total</b>	<b>1424</b>

**Notes:** The [range of individuals in SSI/SSDI](#) crosses a range of acuity and health challenge– it can be mental health, chronic health condition, or a physical disability. As of 3/15/2024, disability can be verified by a licensed medical professional and [Disability Variance Form](#) can be submitted.

\* Data is suppressed when less than 12

# Disability Reasons

Approximately 65% of households are eligible for General Assistance Emergency Housing due to a disability. The top 10 first reasons listed on the 201G-VR Medical Variance Forms are the following:



# Administrative Procedures for Act 113

**As of March 17, 2025, Administrative Procedure for Act 113 described below is no longer in place. Eligible applicants are served on the first come, first served basis.**

During times where the number of eligible households exceeds 90% of the 1,100 per night room cap, or 90% of hotel capacity during time periods when the 1,100 per night room cap is not in place, the department will use the following procedure for providing emergency housing assistance.

## High Risk Households

Households with a member who:

- Is a child 19 years of age or under.
- Is pregnant.
- Is experiencing domestic violence, dating violence, sexual assault, stalking, human trafficking, hate violence, or other dangerous or life-threatening conditions related to violence against the individual that caused the household to lose its housing.
- Is 65 years of age or older.
- Is otherwise categorically eligible and includes a member who is 50 years of age or older.

## Length of Authorization

- Granted in up-to 28-day increments.

## Applying with ESD

- Can apply for emergency housing anytime.
- Can reapply for housing up to 10 days in advance of the end date of their current authorization.

## All Other Eligible Households

## Length of Authorization

- Granted in up-to-14-day increments.

## Applying with ESD

- Can apply for emergency housing between the hours of 12pm and 4:30pm Monday through Friday.
- Can reapply for housing on the day their current authorization ends.

# Act 113 Implementation (as of 3/10/25)

Unique Households Since 7/1/2024

Households	Adults	Children
4011	4995	1476

Number of Households that reached 80 days before Cold Weather period started

Date	Confirmed number of households
From 9/19/2024 To 11/30/2024	1052

Number of Households that reached 80 days and were housed on 3/10/25

Households	Adults	Children
445	581	166

The General Assistance Emergency Housing Program has served 4011 unique households since July 2024. Some households utilize the program for a short amount of time at an unpredictable frequency and others rely on the program continuously.

There are 1052 households that have exhausted their maximum of 80 days and will not be eligible for emergency housing from April 1, 2025, through June 30, 2025.

There are 445 number of households who have exhausted their maximum of 80 days and are currently utilizing the program under the relaxed laws during the cold weather season. These households will not be eligible for emergency housing from April 1, 2025, through June 30, 2025.

# Screening and Case Management

- When people register for GA Housing they are referred to Coordinated Entry Lead Agency for Coordinated Entry screening.
- The Coordinated Entry Assessment Process helps to identify housing and health-related needs. It also helps to assess if people have complex needs who would benefit from a Team Based Care program approach and if people are connected or need assistance connecting to health/social health related services and care teams.
- The Coordinated Entry assessor refers directly to programs needed and if a Team Based Care approach is appropriate, they reach out to the AHS Field Director to help make connections to local Community Health Team, Adult Local Interagency Team and/or Vermont Chronic Care Initiative.
- In addition, there are various programs across AHS that help support people in the General Assistance Emergency Housing program, helping to connect them to housing resources and health/social health services as needed



# Subpopulations Enrolled in Coordinated Entry February 2025

CE Subpopulations by Region

Name	Count Client IDs	Count of Household ID	Number of Veteran Clients	Number of Clients in Chronic Households	Number of Clients in Youth (24-) Households
Addison Coordinated Entry - At Risk (VT-500)	14	8	0	1	6
Addison Coordinated Entry - Literally Homeless (VT-500)	117	79	2	21	5
Bennington Coordinated Entry - At Risk (VT-500)	94	41	1	0	12
Bennington Coordinated Entry - Literally Homeless (VT-500)	414	247	15	87	39
Caledonia/Essex Coordinated Entry - At Risk (VT-500)	9	5	1	0	3
Caledonia/Essex Coordinated Entry - Literally Homeless (VT-500)	137	97	2	23	13
Chittenden Coordinated Entry - Homeless (VT-501)	1,003	809	20	195	59
Franklin/Grand Isle Coordinated Entry - At Risk (VT-500)	1	1	0	0	0
Franklin/Grand Isle Coordinated Entry - Literally Homeless (VT-500)	275	181	7	26	25
Lamoille Coordinated Entry - At Risk (VT-500)	123	54	3	1	20
Lamoille Coordinated Entry - Literally Homeless (VT-500)	125	85	2	30	8
Orange/Windsor North Coordinated Entry - At Risk (VT-500)	25	11	0	0	3
Orange/Windsor North Coordinated Entry - Literally Homeless (VT-500)	321	225	21	60	20
Orleans Coordinated Entry - At Risk (VT-500)	7	3	0	0	0
Orleans Coordinated Entry - Literally Homeless (VT-500)	121	62	1	7	12
Rutland Coordinated Entry - At Risk (VT-500)	113	54	4	7	4
Rutland Coordinated Entry - Literally Homeless (VT-500)	582	357	14	147	42
VT ICA Training - VT BoS Coordinated Entry At-Risk Program	7	5	1	0	0
VT ICA Training - VT BoS Coordinated Entry Literally Homeless Program	9	5	1	1	0
Washington Coordinated Entry - At Risk (VT-500)	69	33	3	0	7
Washington Coordinated Entry - Literally Homeless (VT-500)	926	589	37	131	55
Windham South Coordinated Entry - At Risk (VT-500)	25	12	0	0	4
Windham South Coordinated Entry - Literally Homeless (VT-500)	609	409	12	169	53
Windsor S/Windham N Coordinated Entry - At Risk (VT-500)	56	31	1	2	4
Windsor S/Windham N Coordinated Entry - Literally Homeless (VT-500)	261	148	0	49	25

This table shows the number of clients enrolled in Coordinated Entry during the past month, the number of households those clients were in, the number of clients that were veterans, the number of clients that were in chronically homeless households (as defined [here](#)), and the number of clients in a household where the head of household was 24 years of age or under, broken down by the local housing coalitions throughout Vermont.

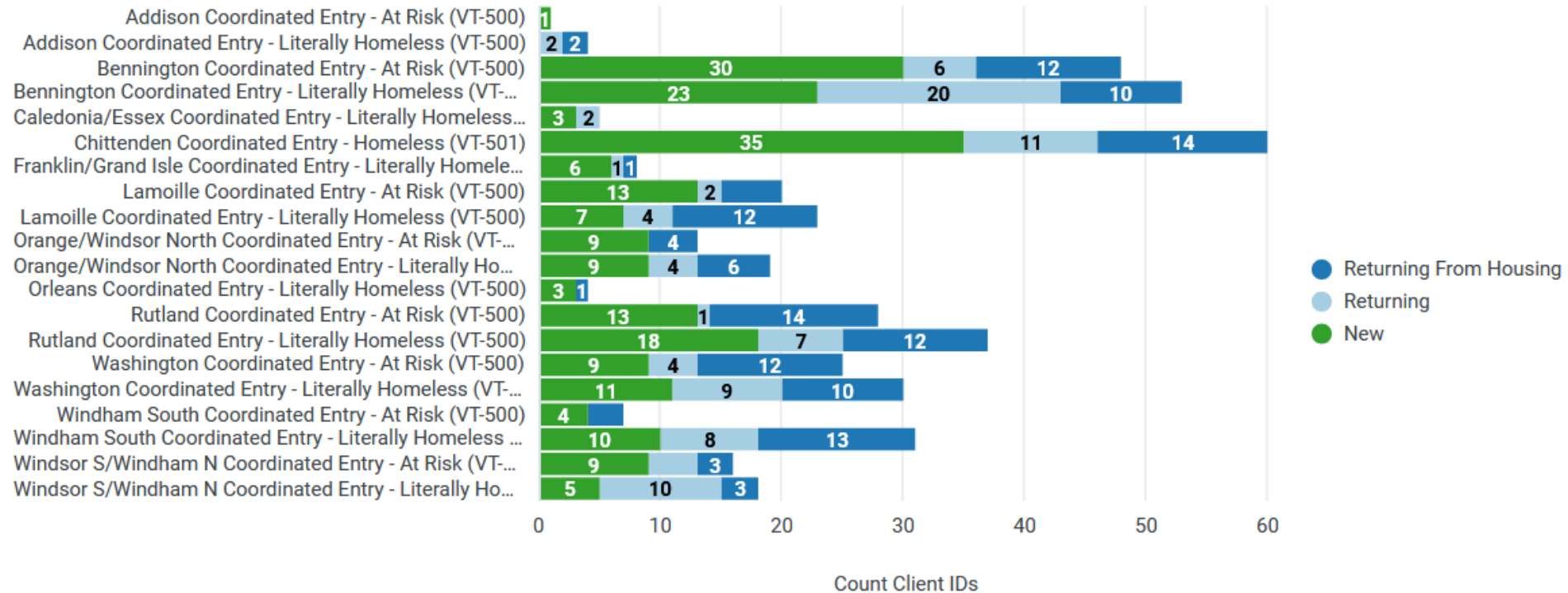
Source: <https://icalliances.org/vermont-coordinated-entry-dashboard>



# New and Returning Enrollments by Region February 2025

CE New and Returning Enrollments by Region

1h ago

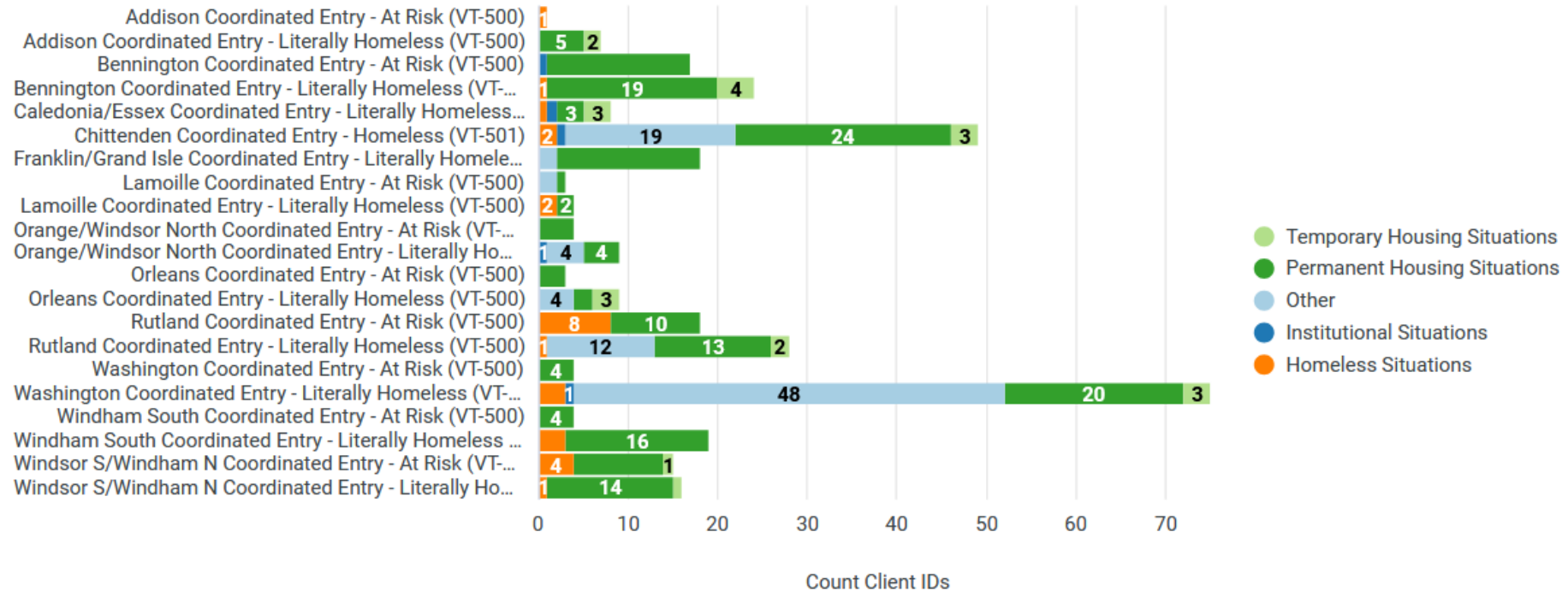


This chart categorizes clients that have entered CE in the past complete month into “Returning From Housing” (Clients that had an exit in HMIS to a permanent destination prior to enrolling in CE), “Returning” (Clients that had an exit in HMIS to a non-permanent destination prior to enrolling in CE), and “New” (Clients that had no exit in HMIS prior to enrolling in CE), broken down by the local housing coalitions throughout Vermont.

Source: <https://icalliances.org/vermont-coordinated-entry-dashboard>

# CE Exit Destination by Region February 2025

CE Exit Destination Categories by Region



This chart breaks down the Exit Destinations of clients leaving CE in the past complete month into categories described in [Appendix A of the HMIS Data Standards](#), broken down by the local housing coalitions throughout Vermont.

Source: <https://icalliances.org/vermont-coordinated-entry-dashboard>

# Housing Opportunity Grant Program (HOP) Status Update

New base funding for HOP grants was prioritized for emergency shelter expansion, including the preservation of shelter capacity created with one-time funding in State Fiscal Year (SFY) 24 and increased capacity in SFY25.

The **Annual HOP Award Summary** is available at <https://dcf.vermont.gov/oeo/resources/awards>.

The status of contracts for housing and supportive services resulting from the Agency's requests for proposals can be found at <https://www.vermontbusinessregistry.com/>. No contracts were awarded in response to the May 24, 2023 RFP.

# Emergency Shelter Capacity

County	Total Current Household Capacity	Additional Awarded Projects in Progress (DCF continues to work to add capacity and projects will be listed here as awards are finalized)
Addison	62	
Bennington	31	
Caledonia	35	
Chittenden	192	
Franklin	32	Shelter anticipated to open in April (young adults) after facing construction delays.
Lamoille	28	
Orleans	7	
Rutland	24	Additional family shelter emergency apartment capacity anticipated (four additional apartments).
Washington	122	Includes recently added shelter capacity for young adults.
Windham	74	
Windsor	48	
<b>Grand Total</b>	<b>655</b>	

Eligibility and contact information, and links to documents and resources can be found at the DCF website.

## Resources

<https://dcf.vermont.gov/Addressing-and-Preventing-Unsheltered-Homelessness>

# SFY 2025 Monthly Hotel Authorizations\*

Data as of 3/17/2024

Month	Payment Authorizations
July 2024	\$3,335,061
August 2024	\$3,334,828
September 2024	\$2,768,658
October 2024	\$1,871,330
November 2024	\$1,899,612
December 2024	\$3,209,672
January 2025	\$3,294,650
February 2025	\$3,021,552
March 2025	\$2,717,964
April 2025	
May 2025	
June 2025	
TOTAL	\$25,453,327**

\*Prior month authorizations will adjust throughout the year as data corrections are made.

\*\*Spending represents the cost of hotel rooms, not including admin and security expenses.

# Residential Capacity

- As of October 8, **154** Residential Mental Health Treatment beds with **2** currently available.
- As of October 8, **63** Mental Health Intensive Residential Treatment beds with **6** currently available.
- As of October 22, **96** Recovery Housing beds with **10** currently available.
- As of October 28, **243** Department of Corrections (DOC) Transitional Housing beds with **6** currently available.
- As of October 25, **2,871** Skilled Nursing Facility beds with **263** currently available.