



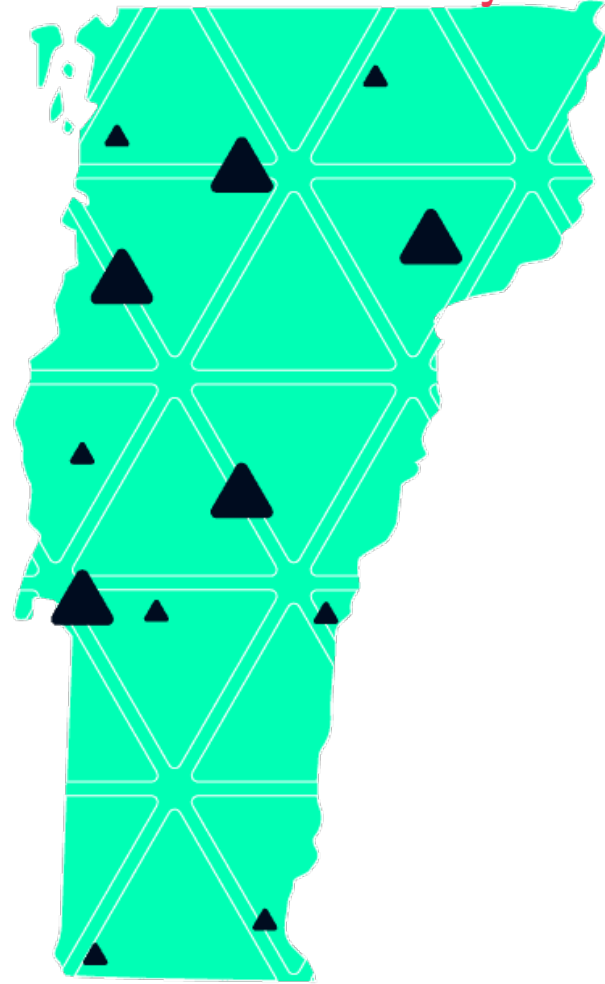
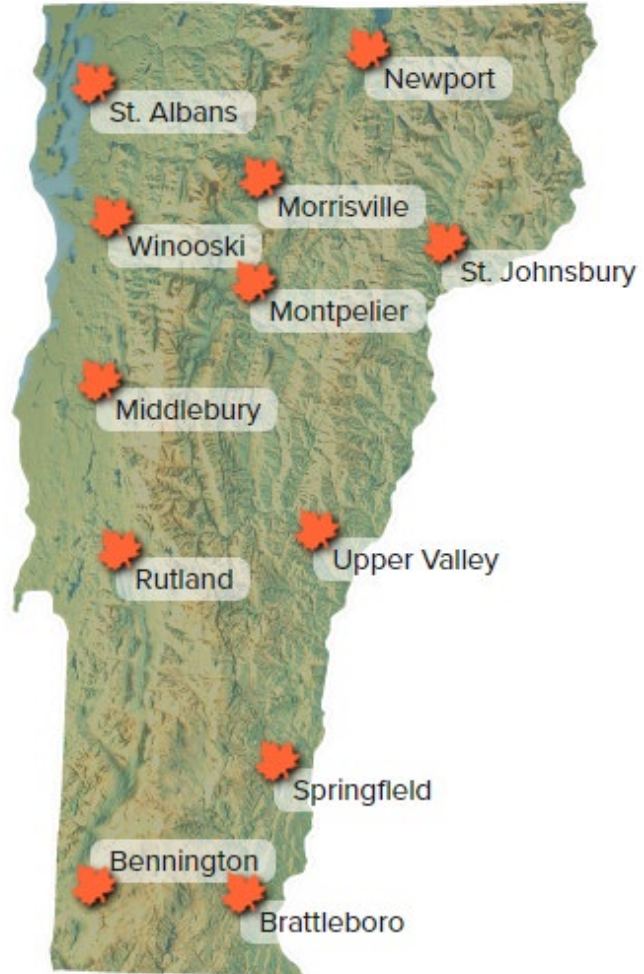
VERMONT

— STATE COLLEGES SYSTEM —

House Appropriations

Dr. Elizabeth K. Mauch, Chancellor

Sharron Scott, Chief Financial and Operating Officer



For the Benefit of Vermont

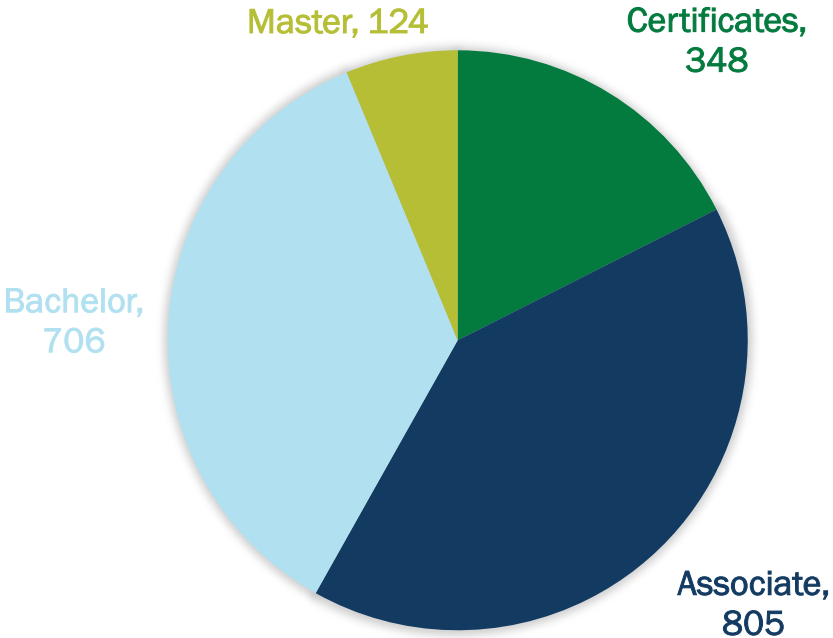
State Investment is Driving Change



VERMONT STATE COLLEGES STUDENTS DRIVE VERMONT'S FUTURE

2023-2024 GRADUATES

Headcount	CCV	VTSU	Fall 2024
Full-Time	805	2,948	3,753
Part-Time	4,223	2,145	6,368
Total	5,028	5,093	10,121



Residency	CCV	VTSU	Fall 2024
In-State	4,694	3,801	8,495
Out-of-State	334	1,292	1,626
Total	5,028	5,093	10,121

2023-2024 Academic Year
Source: IPEDS Completions Survey

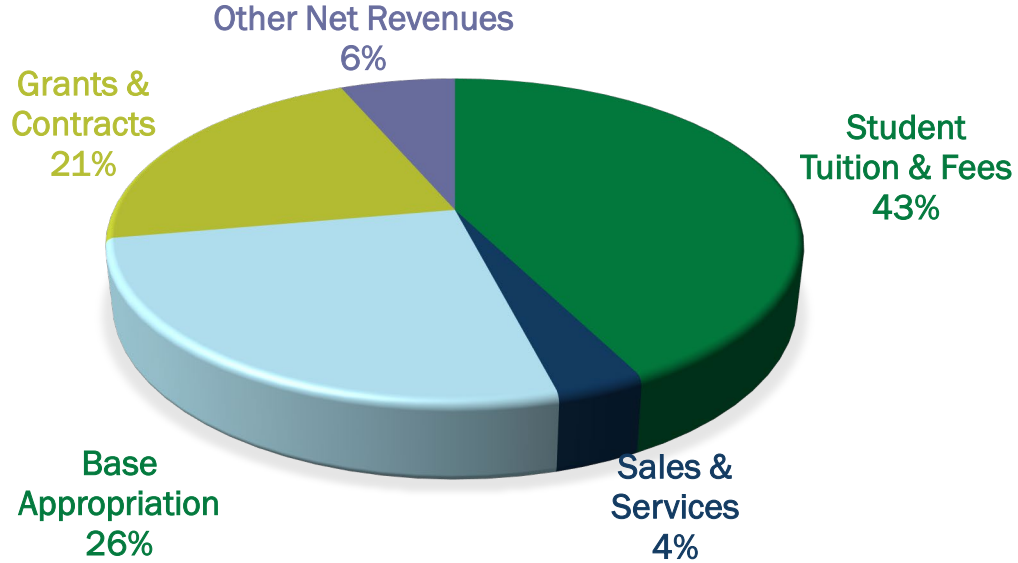
*Fall 2024 Snapshot as of October 15, 2024
Data is “unduplicated” between institutions*

VSC VISION 2030

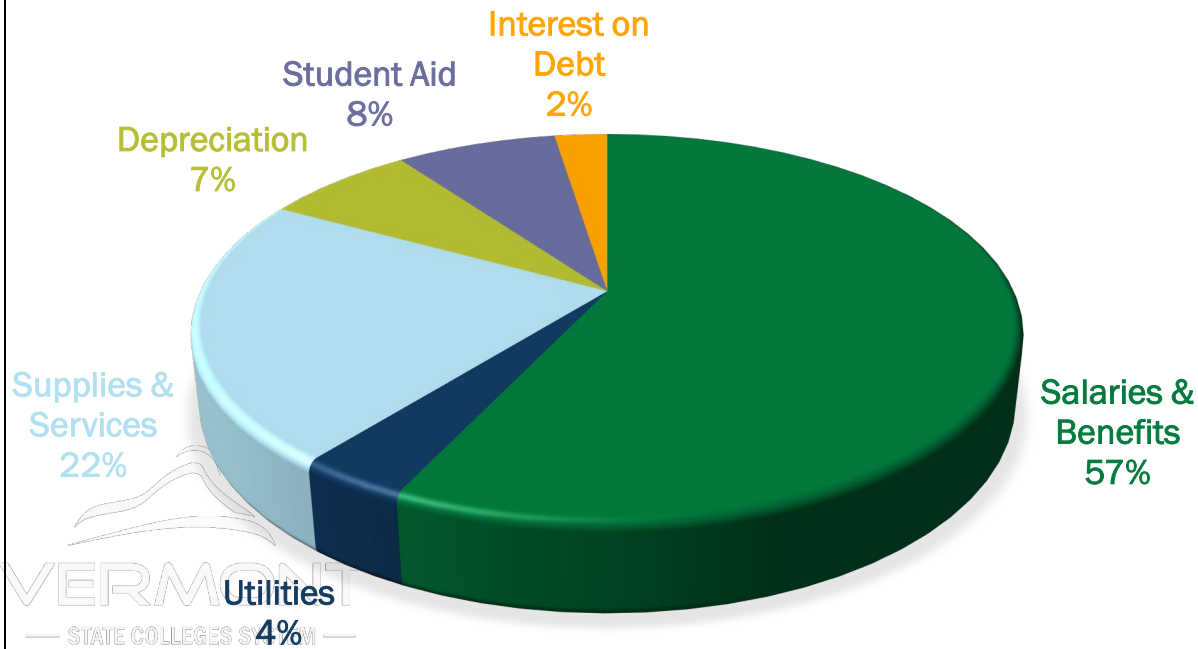
Driving Innovation and Access

Vermont State Colleges Budget

FY2024 VSC REVENUE
EXCLUDING ONE-TIME AND CAPITAL SOURCES



FY2024 EXPENSE DISTRIBUTION



VSC Budget Distribution

- Base appropriation was 26% of VSC revenues in FY24 compared to 17% in FY20
- Base appropriation has increased 68% since FY20 from \$30.5M to its current \$50.9M
- 57% of all VSC spending goes toward personnel as compared to 63% in FY20
- Total spending on personnel is down 9% annually since FY20

Base Budget Request

General Fund	VSC FY2025	VSC FY26 Request	Governor's Recommend
Base Appropriation			
B.602: VSC Base (Inflation Adj.)	50,940,478	52,468,692	52,468,692
B.602: VSC Base (Act 113)		1,500,000	-
B.603: Allied Health - General Fund	288,434	297,087	297,087
Total Base Appropriation	51,228,912	54,265,779	52,765,779
One-Time Sources			
B.1100(k)(1): Bridge Funding	10,000,000	5,000,000	5,000,000
B.1100(k)(2): CCV Tuititon Advantage	1,000,000	-	1,000,000
Total One-Time Sources	11,000,000	5,000,000	6,000,000
Total FY26 General Fund Appropriation	62,228,912	59,265,779	58,765,779
Global Commitment			
B.603: Allied Health - Global Commitment	1,500,000	1,500,000	1,500,000



Base Budget Request Related to Act 113

General Fund	VSC FY2025	VSC FY26 Request	Governor's Recommend
Base Appropriation			
B.602: VSC Base (Inflation Adj.)	50,940,478	52,468,692	52,468,692
B.602: VSC Base (Act 113)		1,500,000	-
B.603: Allied Health - General Fund	288,434	297,087	297,087
Total Base Appropriation	51,228,912	54,265,779	52,765,779
One-Time Sources			
B.1100(k)(1): Bridge Funding	10,000,000	5,000,000	5,000,000
B.1100(k)(2): CCV Tuititon Advantage	1,000,000	-	1,000,000
Total One-Time Sources	11,000,000	5,000,000	6,000,000
Total FY26 General Fund Appropriation	62,228,912	59,265,779	58,765,779
Global Commitment			
B.603: Allied Health - Global Commitment	1,500,000	1,500,000	1,500,000



One-Time Budget Request

General Fund	VSC FY2025	VSC FY26 Request	Governor's Recommend
Base Appropriation			
B.602: VSC Base (Inflation Adj.)	50,940,478	52,468,692	52,468,692
B.602: VSC Base (Act 113)		1,500,000	-
B.603: Allied Health - General Fund	288,434	297,087	297,087
Total Base Appropriation	51,228,912	54,265,779	52,765,779
One-Time Sources			
B.1100(k)(1): Bridge Funding	10,000,000	5,000,000	5,000,000
B.1100(k)(2): CCV Tuititon Advantage	1,000,000	-	1,000,000
Total One-Time Sources	11,000,000	5,000,000	6,000,000
Total FY26 General Fund Appropriation	62,228,912	59,265,779	58,765,779
Global Commitment			
B.603: Allied Health - Global Commitment	1,500,000	1,500,000	1,500,000

Total General Fund Budget Request

General Fund	VSC FY2025	VSC FY26 Request	Governor's Recommend
Base Appropriation			
B.602: VSC Base (Inflation Adj.)	50,940,478	52,468,692	52,468,692
B.602: VSC Base (Act 113)		1,500,000	-
B.603: Allied Health - General Fund	288,434	297,087	297,087
Total Base Appropriation	51,228,912	54,265,779	52,765,779
One-Time Sources			
B.1100(k)(1): Bridge Funding	10,000,000	5,000,000	5,000,000
B.1100(k)(2): CCV Tuititon Advantage	1,000,000	-	1,000,000
Total One-Time Sources	11,000,000	5,000,000	6,000,000
Total FY26 General Fund Appropriation	62,228,912	59,265,779	58,765,779
Global Commitment			
B.603: Allied Health - Global Commitment	1,500,000	1,500,000	1,500,000





FY26-FY27 Capital Request

Project		VSC Request	Governor's Recommend
Major Maintenance - Statewide	FY26	3,683,000	1,500,000
	FY27	4,297,000	1,500,000
		<u>7,980,000</u>	<u>3,000,000</u>
Heating Plant - Johnson	FY26	1,600,000	1,500,000
	FY27	6,400,000	3,500,000
		<u>8,000,000</u>	<u>5,000,000</u>
Jeffords Hall - Castleton	FY26	923,000	-
	FY27	4,672,037	-
		<u>5,595,037</u>	<u>-</u>
Total		21,575,037	8,000,000

FY20-21	FY22-23	FY24-25
5,100,000	5,700,000	8,000,000

Thank you!

Dr. Elizabeth Mauch, Chancellor

Sharron Scott, Chief Financial & Operating Officer

