

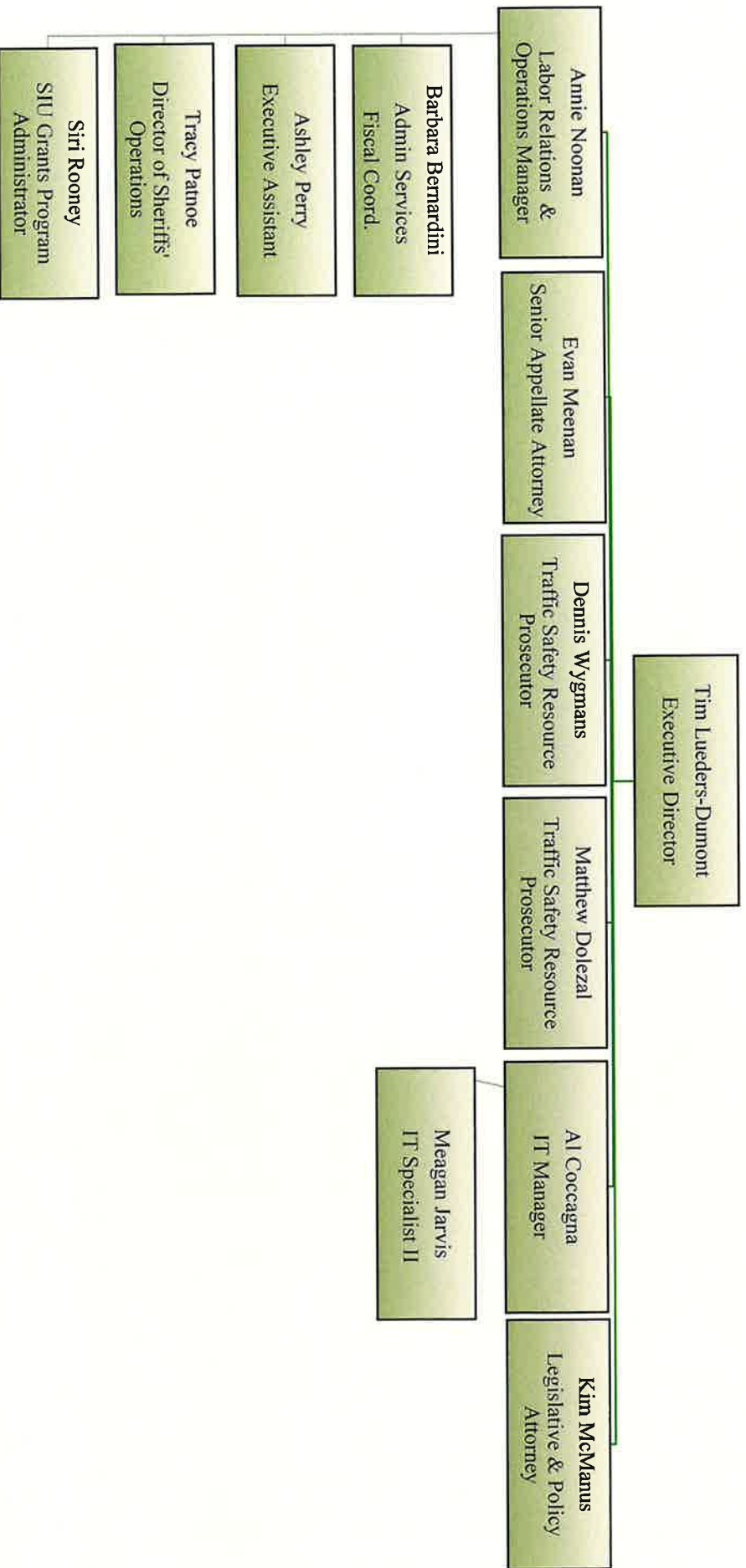
FY26 State's Attorneys' Budget

Gov Recommended: Total: \$20,475,336


- Overall increase: 5.9%
- General Fund: \$19,891,309
- GF increase: 6.2%
- Interdept. transfer: \$553,027
- IDT: -4.3%
- Fed Equitable Share: \$31,000 level

- Budget and Staffing Pressures:
- Proposed budget would require a Vacancy Savings of \$649,126
- Workload: 23,500 active cases; 99% of all criminal cases in Vermont are handled by the State's Attorneys' offices. SA's and Deputy SA's carry an average caseload of 350-400 cases.
- Increased costs in mental health/competency evaluations; translation and transcription services for non-English speaking individuals; rents for Windsor, Orleans & Windham SAO's; increased expenses in IT (equipment, ADS charges, SharePoint); necessary other equipment; needed trainings for staff.

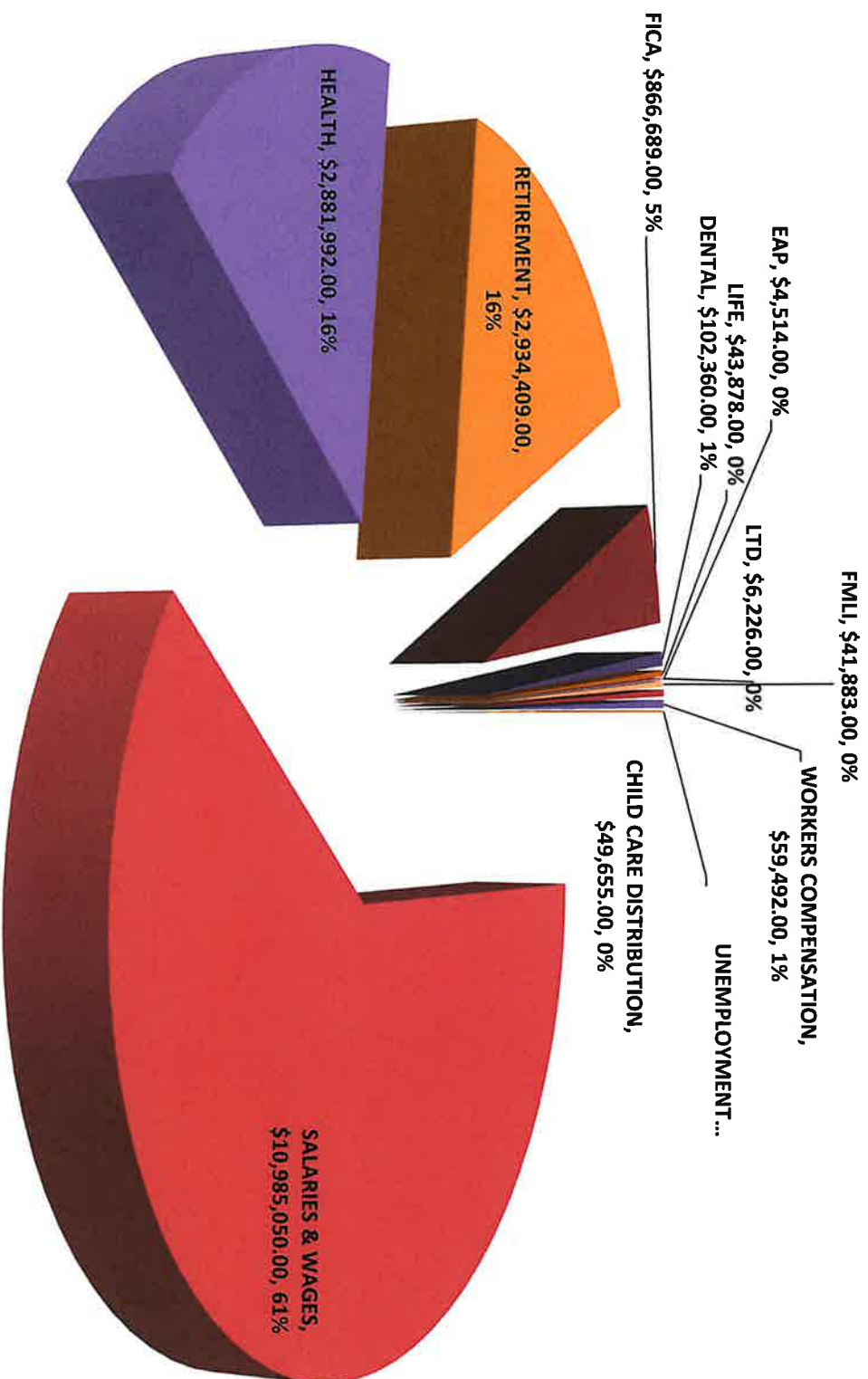
Vermont Department of State's Attorneys and Sheriffs




**FY26 State's Attorneys Budget -
\$20,475,336**



FY26 State's Attorneys Salaries, Benefits, Workers Comp, and Unemployment



FY 26 STATE'S ATTORNEYS OPERATING EXPENSE PERCENTAGE



- CONTRACTUAL and 3RD PARTY SERVICES
- Per DIEM and OTHER PERSONAL SERVICES
- EQUIPMENT
- IT/TELECOM SERVICES and EQUIPMENT
- TRAVEL
- SUPPLIES
- OTHER PURCHASED SERVICES
- OTHER OPERATING EXPENSES
- RENTAL PROPERTY
- PROPERTY & MAINTENANCE

Fiscal Year 2026 Budget Development Form: State's Attorneys and Sheriffs

	General \$\$	Federal \$\$	Interdept'l Transfer \$\$	All other \$\$	Total \$\$
Approp #1 [21301000001] State's Attorneys: FY 2025 Approp	19,325,634	31,000	578,061	0	19,934,695
Other Changes: (Please insert changes to your base appropriation that occurred after the passage of the FY24 budget)					0
FY 2025 Other Changes	0	0	0	0	0
Total Approp. After FY 2025 Other Changes	19,325,634	31,000	578,061	0	19,934,695
CURRENT SERVICE LEVEL/CURRENT LAW	1,156,675	0	(39,482)	0	1,117,193
<i>Personal Services</i>	1,075,639	0	(39,482)	0	1,036,157
500000: Salary & Wages: Classified Employees	1,501,739		(39,482)		1,462,257
500010: Salary & Wages: Exempt Employees					
501500: Health Insurance: Classified Employees	603,435		24,946		628,381
501510: Health Insurance: Exempt Employees					
502000: Retirement: Classified Employees	661,773		(6,786)		654,987
502010: Retirement: Exempt Employees					
All Other Employee Payroll Related Fringe Benefits	122,281		(3,795)		118,486
504040: VT Family & Medical Leave Insurance Premium	7,419		(148)		7,271
504045: Child Care Contribution	18,658		231		18,889
505200: Workers' Compensation Insurance Premium	(242)				(242)
508000: Vacancy Turnover Savings	230,576				230,576
500060: Overtime	(47,000)				(47,000)
506200: Other Personal Services	(2,023,000)				(2,023,000)
					0
					0
<i>Operating Expenses</i>					0
515010: Fee-for-Space Charge	81,036	0	0	0	81,036
516000: Insurance Other Than Employee Benefits	(1,456)				(1,456)
516010: Insurance - General Liability					0
516671: VISION/ISD	48,012				48,012
516685: ADS Allocated Charge	10,582				10,582
519006: Human Resources Services	23,183				23,183
523620: Single Audit Allocation	715				0
Subtotal of Increases/Decreases	1,156,675	0	(25,034)	0	1,131,641
FY 2026 Governor Recommend	19,891,309	31,000	553,027	0	20,475,336
FY 2026 Governor Recommend Target	19,891,309	31,000	553,027	0	20,475,336

Report ID: VTPB-11_GOV REC
 Run Date: 01/26/2025
 Run Time: 10:31 AM

State of Vermont
 FY2026 Governor's Recommended Budget: Rollup Report

Organization: 2130100000 - State's Attorneys

Budget Object Group: 1. PERSONAL SERVICES

Budget Object Rollup Name	FY2024 Actuals	FY2025		FY2026		Difference Between FY2026 Governor's Recommend and FY2025 As Passed	Percent Change FY2026 Governor's Recommend and FY2025 As Passed
		As Passed Budget	Governor's BAA Recommended Budget	Governor's Recommended Budget	Governor's Recommended Budget		
Salaries and Wages	9,509,892	9,339,217	9,339,217	10,985,050	1,645,833	17.6%	
Fringe Benefits	4,938,791	5,576,326	5,576,326	7,004,098	1,427,772	25.6%	
Contracted and 3rd Party Service	209,400	280,600	490,600	280,600	0	0.0%	
PerDiem and Other Personal Services	109,932	2,113,536	2,143,536	90,536	(2,023,000)	-95.7%	
Budget Object Group Total: 1. PERSONAL SERVICES	14,768,016	17,309,679	17,549,679	18,360,284	1,050,605	6.1%	

Budget Object Group: 2. OPERATING

Budget Object Rollup Name	FY2024 Actuals	FY2025		FY2026		Difference Between FY2026 Governor's Recommend and FY2025 As Passed	Percent Change FY2026 Governor's Recommend and FY2025 As Passed
		As Passed Budget	Governor's BAA Recommended Budget	Governor's Recommended Budget	Governor's Recommended Budget		
Equipment	15,117	9,200	9,200	9,200	0	0.0%	
IT/Telecom Services and Equipment	676,144	637,065	988,065	670,830	33,765	5.3%	
IT Repair and Maintenance Services	23,375	1,507	1,507	1,507	0	0.0%	
Other Operating Expenses	7,357	16,634	16,634	17,349	715	4.3%	
Other Rental	2,113	1,000	1,000	1,000	0	0.0%	
Other Purchased Services	127,799	128,557	128,557	176,569	48,012	37.3%	
Property and Maintenance	34,425	12,400	12,400	12,400	0	0.0%	
Property Rental	1,065,458	1,142,084	1,142,084	1,140,628	(1,456)	-0.1%	
Supplies	60,571	49,115	49,115	49,115	0	0.0%	
Travel	62,661	36,454	36,454	36,454	0	0.0%	
Budget Object Group Total: 2. OPERATING	2,075,021	2,034,016	2,385,016	2,115,052	81,036	4.0%	
Total Expenditures	16,843,037	19,343,695	19,934,695	20,475,336	1,131,641	5.9%	

Report ID: VTPB-11_GOV REC

Run Date: 01/26/2025

Run Time: 10:31 AM

State of Vermont

FY2026 Governor's Recommended Budget: Rollup Report

Organization: 2130100000 - State's Attorneys

Fund Name	FY2024 Actuals	FY2025 Original As Passed Budget	FY2025 Governor's BAA Recommended Budget	FY2026 Governor's Recommended Budget	Difference Between FY2026 Governor's Recommend and FY2025 As Passed	Percent Change FY2026 Governor's Recommend and FY2025 As Passed
General Funds	16,333,220	18,734,634	19,325,634	19,891,309	1,156,675	6.2%
Special Fund	0	0	0	0	0	0.0%
Federal Funds	1,575	31,000	31,000	31,000	0	0.0%
IDT Funds	508,241	578,061	578,061	553,027	(25,034)	-4.3%
Funds Total	16,843,037	19,343,695	19,934,695	20,475,336	1,131,641	5.9%

Position Count

FTE Total

123

122.1

State of Vermont
 FY2026 Governor's Recommended Budget: Detail Report

Organization: 2130100000 - State's Attorneys

Budget Object Group: 1. PERSONAL SERVICES

Description	Code	FY2024 Actuals	FY2025		FY2026		Difference Between FY2025 As Passed and FY2026 As Passed	Percent Change FY2026 Governor's Recommend and FY2025 As Passed
			Original As Passed Budget	Governor's BAA Recommended Budget	Governor's Recommended Budget	Governor's Recommended Budget		
Classified Employees	500000	9,313,670	109,013	109,013	0	(109,013)	-100.0%	
Exempt	500010	0	9,757,906	9,757,906	11,329,176	1,571,270	16.1%	
Temporary Employees	500040	0	100,000	100,000	100,000	0	0.0%	
Overtime	500060	372	67,000	67,000	20,000	(47,000)	-70.1%	
Shift Differential	500070	195,850	185,000	185,000	185,000	0	0.0%	
Vacancy Turnover Savings	508000	0	(879,702)	(879,702)	(649,126)	230,576	-26.2%	
Total: Salaries and Wages		9,509,892	9,339,217	9,339,217	10,985,050	1,645,833	17.6%	

Description	Code	FY2024 Actuals	FY2025		FY2026		Difference Between FY2025 As Passed and FY2026 As Passed	Percent Change FY2026 Governor's Recommend and FY2025 As Passed
			Original As Passed Budget	Governor's BAA Recommended Budget	Governor's Recommended Budget	Governor's Recommended Budget		
FICA - Classified Employees	501000	701,540	8,338	8,338	0	(8,338)	-100.0%	
FICA - Exempt	501010	0	746,476	746,476	866,689	120,213	16.1%	
Health Ins - Classified Empl	501500	1,774,371	0	0	0	0	0.0%	
Health Ins - Exempt	501510	0	2,253,611	2,253,611	2,881,992	628,381	27.9%	
Retirement - Classified Empl	502000	2,246,178	0	0	0	0	0.0%	
Retirement - Exempt	502010	0	2,279,422	2,279,422	2,934,409	654,987	28.7%	
Dental - Classified Employees	502500	77,857	0	0	0	0	0.0%	
Dental - Exempt	502510	0	96,390	96,390	102,360	5,970	6.2%	
Life Ins - Classified Empl	503000	40,264	0	0	0	0	0.0%	

State of Vermont
 FY2026 Governor's Recommended Budget: Detail Report

Organization: 2130100000 - State's Attorneys

Description	Code	FY2024 Actuals		FY2025 Original As Passed Budget		FY2025 Governor's BAA Recommended Budget		FY2026 Governor's Recommended Budget		Difference Between FY2026 Governor's Recommend and FY2025 As Passed	Percent Change FY2026 Governor's Recommend and FY2025 As Passed
Life Ins - Exempt	503010	0	44,461	0	44,461	0	44,461	43,878	(583)	-1.3%	
LTD - Classified Employees	503500	4,005	0	0	0	0	0	0	0	0.0%	
LTD - Exempt	503510	0	5,606	5,606	5,606	6,226	620	620	11.1%		
LTD - Other	503520	28,870	0	0	0	0	0	0	0.0%		
EAP - Classified Empl	504000	3,565	0	0	0	0	0	0	0.0%		
EAP - Exempt	504010	0	3,910	3,910	3,910	4,514	604	604	15.4%		
FMLI	504040	0	34,612	34,612	34,612	41,883	7,271	7,271	21.0%		
Child Care Contribution Exp	504045	0	30,766	30,766	30,766	49,655	18,889	18,889	61.4%		
Employee Tuition Costs	504530	0	0	0	0	0	0	0	0.0%		
Workers Comp - Ins Premium	505200	62,143	59,734	59,734	59,734	59,492	(242)	(242)	-0.4%		
Unemployment Compensation	505500	0	13,000	13,000	13,000	13,000	0	0	0.0%		
Total: Fringe Benefits		4,938,791	5,576,326	5,576,326	5,576,326	7,004,098	1,427,772	25.6%			

Description	Code	FY2024 Actuals		FY2025 Original As Passed Budget		FY2025 Governor's BAA Recommended Budget		FY2026 Governor's Recommended Budget		Difference Between FY2026 Governor's Recommend and FY2025 As Passed	Percent Change FY2026 Governor's Recommend and FY2025 As Passed
Contr & 3Rd Party - Legal	507200	28,799	30,000	30,000	30,000	30,000	0	0	0.0%		
Contr&3Rd Py-Educ & Training	507350	8,353	10,000	10,000	40,000	10,000	0	0	0.0%		
Contr&3Rd Py - Mental Health	507450	93,801	140,000	140,000	220,000	140,000	0	0	0.0%		
Contr&3Rd Py-Physical Health	507500	20,675	15,000	15,000	15,000	15,000	0	0	0.0%		
IT Contracts - Application Development	507565	1,281	0	0	0	0	0	0	0.0%		
IT Contracts - Data Network	507567	0	0	0	0	0	0	0	0.0%		
IT Contracts - IT Management	507569	0	4,800	4,800	4,800	4,800	0	0	0.0%		
Other Contr and 3Rd Py Serv	507600	47,901	80,800	80,800	180,800	80,800	0	0	0.0%		

Report ID: VTPB-07_GOV REC

Run Date: 01/26/2025

Run Time: 10:32 AM

State of Vermont

FY2026 Governor's Recommended Budget: Detail Report

Organization: 2130100000 - State's Attorneys

Description	Code	FY2024 Actuals		FY2025 Original As Passed Budget		FY2025 Governor's BAA Recommended Budget		FY2026 Governor's Recommended Budget		Difference		Percent Change	
										Between FY2026 Governor's Recommended and FY2025 As Passed		Between FY2026 Governor's Recommended and FY2025 As Passed	

Interpreters	507615	8,591	0	0	0	0	0	0	0	0	0.0%		
Total: Contracted and 3rd Party Service		209,400	280,600	490,600	280,600	280,600	0	0	0	0	0.0%		

Description	Code	FY2024 Actuals		FY2025 Original As Passed Budget		FY2025 Governor's BAA Recommended Budget		FY2026 Governor's Recommended Budget		Difference		Percent Change	
										Between FY2026 Governor's Recommended and FY2025 As Passed		Between FY2026 Governor's Recommended and FY2025 As Passed	

Catamount Health Assessment	505700	3,650	1,300	1,300	1,300	1,300	0	0	0	0.0%		
Witness-Crim Inquest-Grandjury	506110	13,032	10,000	10,000	10,000	10,000	0	0	0	0.0%		
Other Pers Serv	506200	15,007	2,038,000	2,038,000	2,038,000	15,000	(2,023,000)	-99.3%				
Depositions	506210	575	5,500	5,500	5,500	5,500	0	0.0%				
Transcripts	506220	77,607	58,236	88,236	58,236	58,236	0	0.0%				
Service of Papers	506240	61	500	500	500	500	0	0.0%				
Total: Perdiem and Other Personal Services		109,932	2,113,536	2,143,536	90,536	(2,023,000)	-95.7%					

Total: 1. PERSONAL SERVICES 14,768,016 17,309,679 17,549,679 18,360,284 1,050,605 6.1%

Budget Object Group: 2. OPERATING

Description	Code	FY2024 Actuals		FY2025 Original As Passed Budget		FY2025 Governor's BAA Recommended Budget		FY2026 Governor's Recommended Budget		Difference		Percent Change	
										Between FY2026 Governor's Recommended and FY2025 As Passed		Between FY2026 Governor's Recommended and FY2025 As Passed	

Equipment													
------------------	--	--	--	--	--	--	--	--	--	--	--	--	--

State of Vermont
 FY2026 Governor's Recommended Budget: Detail Report

Organization: 2130100000 - State's Attorneys

Equipment	Description	Code	FY2024 Actuals		FY2025 Original As Passed Budget		FY2025 Governor's BAA Recommended Budget		FY2026 Governor's Recommended Budget		Difference Between FY2026 Governor's Recommended and FY2025 As Passed		Percent Change FY2026 Governor's Recommended and FY2025 As Passed	
	Maintenance Equipment	522300	0	0	0	0	0	0	0	0	0	0	0.0%	
	Other Equipment	522400	271	500	500	500	500	500	0	0	0	0.0%		
	Office Equipment	522410	3,717	7,500	7,500	7,500	7,500	0	0	0	0	0.0%		
	Safety Supplies & Equipment	522440	0	0	0	0	0	0	0	0	0	0.0%		
	Furniture & Fixtures	522700	11,129	1,200	1,200	1,200	1,200	0	0	0	0	0.0%		
	Total: Equipment		15,117	9,200	9,200	9,200	9,200	0	0	0	0	0.0%		

IT/Telecom Services and Equipment	Description	Code	FY2024 Actuals		FY2025 Original As Passed Budget		FY2025 Governor's BAA Recommended Budget		FY2026 Governor's Recommended Budget		Difference Between FY2026 Governor's Recommended and FY2025 As Passed		Percent Change FY2026 Governor's Recommended and FY2025 As Passed	
	Software-License-DeskLaptop PC	516559	140	0	0	0	0	0	0	0	0	0	0.0%	
	ADS VOIP Expense	516605	46,798	81,939	81,939	81,939	81,939	0	0	0	0	0.0%		
	Internet	516620	0	800	800	800	800	0	0	0	0	0.0%		
	Telecom-Mobile Wireless Data	516623	14,056	12,200	12,200	12,200	12,200	0	0	0	0	0.0%		
	Telecom-Telephone Services	516652	104	10,650	10,650	10,650	10,650	0	0	0	0	0.0%		
	Telecom-Paging Service	516656	399	600	600	600	600	0	0	0	0	0.0%		
	Telecom-Conf Calling Services	516658	9	0	0	0	0	0	0	0	0	0.0%		
	ADS Enterp App Supp SOV Emp Exp	516660	138,829	134,439	485,439	134,439	134,439	0	0	0	0	0.0%		
	ADS EA SOV Employee Expense	516667	264	0	0	0	0	0	0	0	0	0.0%		
	It Intsvccost-Vision/Isdassess	516671	140,543	141,931	141,931	141,931	152,513	10,582	7.5%	0	0	0.0%		
	ADS Centrex Exp.	516672	10,592	0	0	0	0	0	0	0	0	0.0%		
	ADS PM SOV Employee Expense	516683	1,958	0	0	0	0	0	0	0	0	0.0%		
	ADS Allocation Exp.	516685	134,150	148,516	148,516	171,699	23,183	15.6%	0	0	0	0.0%		
	ADS Project Mgmt Contracts	516690	71,131	0	0	0	0	0	0	0	0	0.0%		

Report ID: VTPB-07_GOV REC
 Run Date: 01/26/2025
 Run Time: 10:32 AM

State of Vermont
 FY2026 Governor's Recommended Budget: Detail Report

Organization: 2130100000 - State's Attorneys

Description	Code	FY2024 Actuals		FY2025 Original As Passed Budget		FY2025 Governor's BAA Recommended Budget		FY2026 Governor's Recommended Budget		Difference Between FY2025 As Passed and FY2026 Governor's Recommended Budget		Percent Change Between FY2025 As Passed and FY2026 Governor's Recommended Budget	
Software as a Service	519085	9,200	0	0	0	0	0	0	0	0	0.0%		
Hw - Computer Peripherals	522201	404	0	0	0	0	0	0	0	0.0%			
Hardware - Desktop & Laptop Pc	522216	27,317	2,000	2,000	2,000	2,000	2,000	0	0	0.0%			
Hw - Printers,Copiers,Scanners	522217	355	0	0	0	0	0	0	0	0.0%			
Sw-Mainframe Environment	522228	79,895	100,990	100,990	100,990	100,990	100,990	0	0	0.0%			
Hw-Personal Mobile Devices	522258	0	1,000	1,000	1,000	1,000	1,000	0	0	0.0%			
Hardware - Data Network	522273	0	0	0	0	0	0	0	0	0.0%			
Mainframe Connectivity	522281	0	2,000	2,000	2,000	2,000	2,000	0	0	0.0%			
Server Connectivity	522282	0	0	0	0	0	0	0	0	0.0%			
Software - Desktop	522286	0	0	0	0	0	0	0	0	0.0%			
Communications Equipment	522430	0	0	0	0	0	0	0	0	0.0%			
Cost of Telephone Service	525230	0	0	0	0	0	0	0	0	0.0%			
Total: IT/Telecom Services and Equipment		676,144	637,065	988,065	670,830	33,765	5.3%						
IT Repair and Maintenance Services													
Repair & Maint - Office Tech	513010	0	0	0	0	0	0	0	0	0.0%			
Hardware-Rep&Maint-Desk Lap PC	513037	23,375	1,507	1,507	1,507	1,507	1,507	0	0	0.0%			
Total: IT Repair and Maintenance Services		23,375	1,507	1,507	1,507	0	0.0%						

State of Vermont

Organization: 2130100000 - State's Attorneys

FY2026 Governor's Recommended Budget: Detail Report

Description	Code	FY2024 Actuals		FY2025 Original As Passed Budget		FY2025 Governor's BAA Recommended Budget		FY2026 Governor's Recommended Budget		Difference Between FY2026 Governor's Recommended and FY2025 As Passed		Percent Change FY2026 Governor's Recommended and FY2025 As Passed	
Single Audit Allocation	523620	7,131	6,384	6,384	6,384	7,099	715	11.2%					
Registration & Identification	523640	0	10,250	10,250	10,250	10,250	0	0.0%					
Taxes	523660	0	0	0	0	0	0	0.0%					
Bank Service Charges	524000	172	0	0	0	0	0	0.0%					
Late Interest Charge	551060	54	0	0	0	0	0	0.0%					
Total: Other Operating Expenses		7,357	16,634	16,634	16,634	17,349	715	4.3%					

Description	Code	FY2024 Actuals		FY2025 Original As Passed Budget		FY2025 Governor's BAA Recommended Budget		FY2026 Governor's Recommended Budget		Difference Between FY2026 Governor's Recommended and FY2025 As Passed		Percent Change FY2026 Governor's Recommended and FY2025 As Passed	
Rental - Office Equipment	514650	1,500	0	0	0	0	0	0.0%					
Rental - Other	515000	613	1,000	1,000	1,000	1,000	0	0.0%					
Total: Other Rental		2,113	1,000	1,000	1,000	1,000	0	0.0%					

Description	Code	FY2024 Actuals		FY2025 Original As Passed Budget		FY2025 Governor's BAA Recommended Budget		FY2026 Governor's Recommended Budget		Difference Between FY2026 Governor's Recommended and FY2025 As Passed		Percent Change FY2026 Governor's Recommended and FY2025 As Passed	
Insurance Other Than Empl Bene	516000	14,289	12,327	12,327	12,327	12,327	0	0.0%					
Insurance - General Liability	516010	36,680	33,980	33,980	33,980	81,992	48,012	141.3%					
Dues	516500	0	7,500	7,500	7,500	7,500	0	0.0%					
Licenses	516550	17,432	20,000	20,000	20,000	20,000	0	0.0%					

State of Vermont
 FY2026 Governor's Recommended Budget: Detail Report

Organization: 2130100000 - State's Attorneys

Description	Code	FY2024 Actuals		FY2025 Original As Passed Budget		FY2025 Governor's BAA Recommended Budget		FY2026 Governor's Recommended Budget		Difference Between FY2026 Governor's Recommended and FY2025 As Passed	Percent Change FY2026 Governor's Recommended and FY2025 As Passed
Data Circuits	516610	0	0	0	0	0	0	0	0	0	0.0%
Advertising-Print	516813	0	0	0	0	0	0	0	0	0	0.0%
Advertising - Job Vacancies	516820	1,467	1,500	1,500	1,500	1,500	1,500	0	0	0	0.0%
Photocopying	517020	38,112	33,000	33,000	33,000	33,000	33,000	0	0	0	0.0%
Process&Printng Films, Microfilm	517050	0	250	250	250	250	250	0	0	0	0.0%
Registration For Meetings&Conf	517100	125	1,500	1,500	1,500	1,500	1,500	0	0	0	0.0%
Postage	517200	4,911	8,500	8,500	8,500	8,500	8,500	0	0	0	0.0%
Freight & Express Mail	517300	2,181	1,000	1,000	1,000	1,000	1,000	0	0	0	0.0%
Instate Conf, Meetings, Etc	517400	0	0	0	0	0	0	0	0	0	0.0%
Outside Conf, Meetings, Etc	517500	375	0	0	0	0	0	0	0	0	0.0%
Travel-Crim Inquest-Grandjury	518356	9,532	7,000	7,000	7,000	7,000	7,000	0	0	0	0.0%
Moving State Agencies	519040	2,696	2,000	2,000	2,000	2,000	2,000	0	0	0	0.0%
Total: Other Purchased Services		127,799	128,557	128,557	128,557	176,569	176,569	48,012	37.3%		

Description	Code	FY2024 Actuals		FY2025 Original As Passed Budget		FY2025 Governor's BAA Recommended Budget		FY2026 Governor's Recommended Budget		Difference Between FY2026 Governor's Recommended and FY2025 As Passed	Percent Change FY2026 Governor's Recommended and FY2025 As Passed
Water/Sewer	510000	0	0	0	0	0	0	0	0	0	0.0%
Disposal	510200	7,910	0	0	0	0	0	0	0	0	0.0%
Rubbish Removal	510210	882	900	900	900	900	900	0	0	0	0.0%
Custodial	510400	9,434	11,500	11,500	11,500	11,500	11,500	0	0	0	0.0%
Other Property Mgmt Services	510500	16,200	0	0	0	0	0	0	0	0	0.0%
Repair & Maint - Buildings	512000	0	0	0	0	0	0	0	0	0	0.0%
Other Repair & Maint Serv	513200	0	0	0	0	0	0	0	0	0	0.0%

State of Vermont
 FY2026 Governor's Recommended Budget: Detail Report

Organization: 2130100000 - State's Attorneys

Description	Code	FY2024 Actuals		FY2025 Original As Passed Budget		FY2025 Governor's BAA Recommended Budget		FY2026 Governor's Recommended Budget		Difference Between FY2026 Governor's Recommend and FY2025 As Passed	Percent Change FY2026 Governor's Recommend and FY2025 As Passed
		FY2024 Actuals	FY2025 Original As Passed Budget	FY2025 Governor's BAA Recommended Budget	FY2026 Governor's Recommended Budget						
Total: Property and Maintenance		34,425	12,400	12,400	12,400	12,400	12,400	0	0.0%		

Description	Code	FY2024 Actuals		FY2025 Original As Passed Budget		FY2025 Governor's BAA Recommended Budget		FY2026 Governor's Recommended Budget		Difference Between FY2026 Governor's Recommend and FY2025 As Passed	Percent Change FY2026 Governor's Recommend and FY2025 As Passed
		FY2024 Actuals	FY2025 Original As Passed Budget	FY2025 Governor's BAA Recommended Budget	FY2026 Governor's Recommended Budget						
Total: Property Rental		1,065,458	1,142,084	1,142,084	1,142,084	1,140,628	1,140,628	(1,456)	-0.1%		

Description	Code	FY2024 Actuals		FY2025 Original As Passed Budget		FY2025 Governor's BAA Recommended Budget		FY2026 Governor's Recommended Budget		Difference Between FY2026 Governor's Recommend and FY2025 As Passed	Percent Change FY2026 Governor's Recommend and FY2025 As Passed
		FY2024 Actuals	FY2025 Original As Passed Budget	FY2025 Governor's BAA Recommended Budget	FY2026 Governor's Recommended Budget						
Office Supplies	520000	23,479	25,000	25,000	25,000	25,000	25,000	0	0.0%		
Vehicle & Equip Supplies&Fuel	520100	0	100	100	100	100	100	0	0.0%		
Gasoline	520110	436	0	0	0	0	0	0	0.0%		
Other General Supplies	520500	6,749	0	0	0	0	0	0	0.0%		
It & Data Processing Supplies	520510	0	100	100	100	100	100	0	0.0%		
Recognition/Awards	520600	0	0	0	0	0	0	0	0.0%		
Water	520712	1,890	0	0	0	0	0	0	0.0%		
Electricity	521100	1,366	1,500	1,500	1,500	1,500	1,500	0	0.0%		

Report ID: VTPB-07_GOV REC
 Run Date: 01/26/2025
 Run Time: 10:32 AM

State of Vermont
FY2026 Governor's Recommended Budget: Detail Report

Organization: 2130100000 - State's Attorneys

Supplies	Description	Code	FY2024 Actuals		FY2025 Original As Passed Budget		FY2025 Governor's BAA Recommended Budget		FY2026 Governor's Recommended Budget		Difference Between FY2026 Governor's Recommended and FY2025 As Passed		Percent Change FY2026 Governor's Recommended and FY2025 As Passed	
	Propane Gas	521320	3,819	3,500	3,500	3,500	3,500	3,500	0	0.0%				
	Books&Periodicals-Library/Educ	521500	770	2,500	2,500	2,500	2,500	2,500	0	0.0%				
	Subscriptions	521510	21,472	16,415	16,415	16,415	16,415	16,415	0	0.0%				
	Other Books & Periodicals	521520	0	0	0	0	0	0	0	0.0%				
	Paper Products	521820	589	0	0	0	0	0	0	0.0%				
	Total: Supplies		60,571	49,115	49,115	49,115	49,115	49,115	0	0.0%				

Travel	Description	Code	FY2024 Actuals		FY2025 Original As Passed Budget		FY2025 Governor's BAA Recommended Budget		FY2026 Governor's Recommended Budget		Difference Between FY2026 Governor's Recommended and FY2025 As Passed		Percent Change FY2026 Governor's Recommended and FY2025 As Passed	
	Travel-Inst-Auto Mileage-Emp	518000	10,056	12,652	12,652	12,652	12,652	12,652	0	0.0%				
	Travel-Inst-Other Transp-Emp	518010	1,322	5,702	5,702	5,702	5,702	5,702	0	0.0%				
	Travel-Inst-Meals-Emp	518020	19,968	500	500	500	500	500	0	0.0%				
	Travel-Inst-Lodging-Emp	518030	5,509	0	0	0	0	0	0	0.0%				
	Travel-Inst-Incidentals-Emp	518040	32	200	200	200	200	200	0	0.0%				
	Travel-Inst-Auto Mileage-Nonemp	518300	773	1,500	1,500	1,500	1,500	1,500	0	0.0%				
	Travel-Inst-Other Trans-Nonemp	518310	10,966	0	0	0	0	0	0	0.0%				
	Travel-Inst-Meals-Nonemp	518320	180	300	300	300	300	300	0	0.0%				
	Travel-Inst-Lodging-Nonemp	518330	7,576	3,000	3,000	3,000	3,000	3,000	0	0.0%				
	Travel-Inst-Incidentals-Nonemp	518340	60	600	600	600	600	600	0	0.0%				
	Travel-Outst-Auto Mileage-Emp	518500	107	1,000	1,000	1,000	1,000	1,000	0	0.0%				
	Travel-Outst-Other Trans-Emp	518510	2,656	5,250	5,250	5,250	5,250	5,250	0	0.0%				
	Travel-Outst-Meals-Emp	518520	123	250	250	250	250	250	0	0.0%				
	Travel-Outst-Lodging-Emp	518530	3,085	5,000	5,000	5,000	5,000	5,000	0	0.0%				

Report ID: VTPB-07_GOV REC
 Run Date: 01/26/2025
 Run Time: 10:32 AM

State of Vermont
 FY2026 Governor's Recommended Budget: Detail Report

Organization: 2130100000 - State's Attorneys

Fund Name	Fund Code	FY2024 Actuals	FY2025 Original As Passed Budget	FY2025 Governor's BAA Recommended Budget	FY2026 Governor's Recommended Budget	Difference Between FY2026 Governor's Recommended and FY2025 As Passed	Percent Change FY2026 Governor's Recommended and FY2025 As Passed
Travel-Outst-Incidentals-Emp	518540	30	250	250	250	0	0.0%
Travel-Outst-Automileage-Nonemp	518700	0	250	250	250	0	0.0%
Travel-Outst-Lodging-Nonemp	518730	162	0	0	0	0	0.0%
Trvl-Outst-Incidentals-Nonemp	518740	55	0	0	0	0	0.0%
Total: Travel		62,661	36,454	36,454	36,454	0	0.0%
Total: 2. OPERATING		2,075,021	2,034,016	2,385,016	2,115,052	81,036	4.0%
Total Expenditures		16,843,037	19,343,695	19,934,695	20,475,336	1,131,641	5.9%

Position Count 123
 FTE Total 122.10

Report ID: VTPB-14-POSITION_SUMMARY
 Run Date: 01/26/2025
 Run Time: 10:12 AM

State of Vermont
 FY2026 Governor's Recommended Budget
 Position Summary Report

2130100000-State's Attorneys

Position Number	Classification	FTE	Count	Gross Salary	State Benefits	Federally Mandated	Total
267001	95010E - Executive Director	1.00	1	142,709	56,495	10,917	210,121
267003	90740P - States Attorney-Addison	1.00	1	140,670	56,924	10,762	208,356
267004	90750P - States Attorney-Bennington	1.00	1	140,670	80,618	10,762	232,050
267005	90760P - States Attorney-Caledonia	1.00	1	140,670	43,385	10,762	194,817
267006	90770P - States Attorney-Chittenden	1.00	1	147,077	72,398	11,252	230,727
267007	90780P - States Attorney-Essex	1.00	1	105,518	69,999	8,072	183,589
267008	90790P - States Attorney-Franklin	1.00	1	140,670	43,385	10,762	194,817
267009	90800P - States Attorney-Grand Isle	1.00	1	105,518	59,390	8,072	172,980
267010	90810P - States Attorney-Lamoille	1.00	1	140,670	80,618	10,762	232,050
267011	90820P - States Attorney-Orange	1.00	1	140,670	87,268	10,762	238,700
267012	90830P - States Attorney-Orleans	1.00	1	140,670	66,241	10,762	217,673
267013	90840P - States Attorney-Rutland	1.00	1	140,670	72,891	10,762	224,323
267014	90850P - States Attorney-Washington	1.00	1	140,670	66,241	10,762	217,673
267015	90860P - States Attorney-Windham	1.00	1	140,670	70,227	10,762	221,659
267016	90870P - States Attorney-Windsor	1.00	1	140,670	56,924	10,762	208,356
267017	95880E - Deputy State's Attorney	1.00	1	67,246	48,283	5,144	120,673
267018	95880E - Deputy State's Attorney	1.00	1	126,339	76,077	9,665	212,081
267019	95880E - Deputy State's Attorney	1.00	1	126,339	52,383	9,665	188,387
267020	95880E - Deputy State's Attorney	1.00	1	126,339	65,922	9,665	201,926
267021	95880E - Deputy State's Attorney	1.00	1	105,560	69,834	8,076	183,470
267022	95880E - Deputy State's Attorney	1.00	1	89,794	41,404	6,869	138,067
267023	95880E - Deputy State's Attorney	1.00	1	126,339	25,389	9,665	161,393
267024	95880E - Deputy State's Attorney	1.00	1	126,339	65,922	9,665	201,926
267025	95880E - Deputy State's Attorney	1.00	1	94,702	42,878	7,245	144,825
267026	95880E - Deputy State's Attorney	1.00	1	94,702	29,339	7,245	131,286
267027	95880E - Deputy State's Attorney	1.00	1	82,701	52,813	6,326	141,840
267028	95880E - Deputy State's Attorney	1.00	1	126,339	76,077	9,665	212,081
267029	95880E - Deputy State's Attorney	1.00	1	117,478	49,918	8,987	176,383

Report ID: VTPB-14-POSITION_SUMMARY
 Run Date: 01/26/2025
 Run Time: 10:12 AM

State of Vermont
FY2026 Governor's Recommended Budget
Position Summary Report

Position Number	Classification	FTE	Count	Gross Salary	State Benefits	Federally Mandated	Total
267030	95880E - Deputy State's Attorney	1.00	1	121,514	37,395	9,296	168,205
267031	95880E - Deputy State's Attorney	1.00	1	82,701	52,952	6,326	141,979
267032	95880E - Deputy State's Attorney	1.00	1	94,702	61,853	7,245	163,800
267033	95880E - Deputy State's Attorney	1.00	1	121,514	69,750	9,296	200,560
267034	95880E - Deputy State's Attorney	1.00	1	126,339	65,922	9,665	201,926
267035	00200E - Administrative Secretary	1.00	1	57,678	50,572	4,412	112,662
267036	00200E - Administrative Secretary	1.00	1	63,232	33,425	4,837	101,494
267037	91680B - Secretary IV	1.00	1	50,211	29,513	3,841	83,565
267038	00200E - Administrative Secretary	1.00	1	66,810	51,365	5,111	123,286
267039	91680B - Secretary IV	1.00	1	50,211	43,052	3,841	97,104
267040	00300B - Chittenden Adm Coordinator	1.00	1	74,859	50,456	5,726	131,041
267041	91680B - Secretary IV	2.00	2	97,427	71,665	7,453	176,545
267042	00200E - Administrative Secretary	0.80	1	44,678	27,851	3,418	75,947
267043	00200E - Administrative Secretary	1.00	1	65,000	20,417	4,973	90,390
267044	00200E - Administrative Secretary	0.80	1	44,678	41,390	3,418	89,486
267045	00200E - Administrative Secretary	1.00	1	57,678	55,450	4,412	117,540
267046	00200E - Administrative Secretary	1.00	1	55,848	54,900	4,273	115,021
267047	00200E - Administrative Secretary	1.00	1	66,810	47,751	5,111	119,672
267048	00200E - Administrative Secretary	1.00	1	65,000	57,370	4,973	127,343
267049	91680B - Secretary IV	1.00	1	51,875	16,474	3,968	72,317
267050	00200E - Administrative Secretary	1.00	1	68,744	51,749	5,259	125,752
267051	91680B - Secretary IV	1.00	1	44,013	37,810	3,367	85,190
267052	00200E - Administrative Secretary	1.00	1	68,744	48,619	5,259	122,622
267054	91680B - Secretary IV	1.00	1	55,245	54,720	4,226	114,191
267055	95880E - Deputy State's Attorney	1.00	1	65,000	52,772	4,973	122,745
267056	95880E - Deputy State's Attorney	1.00	1	63,232	46,964	4,837	115,033
267086	95880E - Deputy State's Attorney	1.00	1	126,339	58,287	9,665	194,291
267087	95880E - Deputy State's Attorney	1.00	1	121,514	24,976	9,296	155,786
267090	91680B - Secretary IV	1.00	1	55,245	31,026	4,226	90,497
267091	08924B - Administrative Svcs Cord III	0.80	1	67,159	34,717	5,138	107,014

Report ID: VTPB-14-POSITION_SUMMARY
 Run Date: 01/26/2025
 Run Time: 10:12 AM

State of Vermont
 FY2026 Governor's Recommended Budget
 Position Summary Report

Position Number	Classification	FTE	Count	Gross Salary	State Benefits	Federally Mandated	Total
267095	95880E - Deputy State's Attorney	1.00	1	78,458	51,537	6,002	135,997
267099	95880E - Deputy State's Attorney	1.00	1	126,339	62,622	9,665	198,626
267100	95880E - Deputy State's Attorney	1.00	1	82,701	52,813	6,326	141,840
267101	91680B - Secretary IV	1.00	1	48,630	15,498	3,720	67,848
267102	95880E - Deputy State's Attorney	1.00	1	111,696	71,677	8,545	191,918
267106	95880E - Deputy State's Attorney	1.00	1	71,282	22,305	5,453	99,040
267107	95880E - Deputy State's Attorney	0.70	1	88,437	55,652	6,765	150,854
267122	95880E - Deputy State's Attorney	1.00	1	87,214	31,716	6,672	125,602
267123	95880E - Deputy State's Attorney	1.00	1	126,339	53,010	9,665	189,014
267125	95880E - Deputy State's Attorney	1.00	1	89,794	41,404	6,869	138,067
267126	95880E - Deputy State's Attorney	1.00	1	89,794	65,098	6,869	161,761
267129	05840B - Info Tech Manager I	1.00	1	95,659	57,244	7,318	160,221
267132	91680B - Secretary IV	1.00	1	51,875	30,013	3,968	85,856
267133	91680B - Secretary IV	1.00	1	51,875	43,329	3,968	99,172
267135	95880E - Deputy State's Attorney	1.00	1	126,339	52,595	9,665	188,599
267136	08330B - SAS Paralegal	1.00	1	60,902	32,725	4,659	98,286
267137	95880E - Deputy State's Attorney	1.00	1	126,339	58,287	9,665	194,291
267138	95880E - Deputy State's Attorney	1.00	1	99,819	30,023	7,636	137,478
267139	95880E - Deputy State's Attorney	1.00	1	126,339	38,844	9,665	174,848
267140	16010E - IT Specialist II	1.00	1	62,483	33,305	4,780	100,568
267142	95880E - Deputy State's Attorney	1.00	1	126,339	52,383	9,665	188,387
267143	95880E - Deputy State's Attorney	1.00	1	111,696	71,677	8,545	191,918
267145	91680B - Secretary IV	1.00	1	61,651	56,378	4,716	122,745
267146	91680B - Secretary IV	1.00	1	53,414	43,784	4,087	101,285
267147	00200E - Administrative Secretary	1.00	1	59,613	45,876	4,560	110,049
267148	95880E - Deputy State's Attorney	1.00	1	87,235	46,660	6,674	140,569
267149	95880E - Deputy State's Attorney	1.00	1	89,794	55,921	6,869	152,584
267150	95880E - Deputy State's Attorney	1.00	1	89,794	32,227	6,869	128,890
267152	95880E - Deputy State's Attorney	1.00	1	126,339	25,079	9,665	161,083
267163	95880E - Deputy State's Attorney	1.00	1	63,793	47,095	4,880	115,768

Report ID: VTPB-14-POSITION_SUMMARY
 Run Date: 01/26/2025
 Run Time: 10:12 AM

State of Vermont
FY2026 Governor's Recommended Budget
Position Summary Report

Position Number	Classification	FTE	Count	Gross Salary	State Benefits	Federally Mandated	Total
267164	95880E - Deputy State's Attorney	1.00	1	126,339	65,379	9,665	201,383
267165	95880E - Deputy State's Attorney	1.00	1	78,458	61,692	6,002	146,152
267166	91680B - Secretary IV	1.00	1	60,070	32,216	4,595	96,881
267167	91680B - Secretary IV	1.00	1	50,211	53,207	3,841	107,259
267169	95880E - Deputy State's Attorney	1.00	1	82,701	62,968	6,326	151,995
267170	95880E - Deputy State's Attorney	1.00	1	105,560	31,748	8,076	145,384
267174	95880E - Deputy State's Attorney	1.00	1	117,478	61,408	8,987	187,873
267177	95880E - Deputy State's Attorney	1.00	1	99,819	47,752	7,636	155,207
267178	95880E - Deputy State's Attorney	1.00	1	78,478	48,931	6,004	133,413
267179	95880E - Deputy State's Attorney	1.00	1	111,675	61,515	8,543	181,733
267180	95880E - Deputy State's Attorney	1.00	1	126,339	26,932	9,665	161,936
267181	95880E - Deputy State's Attorney	1.00	1	67,246	53,560	5,144	125,950
267182	95880E - Deputy State's Attorney	1.00	1	71,282	22,305	5,453	99,040
267183	95880E - Deputy State's Attorney	1.00	1	121,514	64,473	9,296	195,283
267184	95880E - Deputy State's Attorney	1.00	1	123,864	65,387	9,476	198,727
267185	95880E - Deputy State's Attorney	1.00	1	99,819	34,381	7,636	141,836
267187	95360E - Principal Assistant	1.00	1	120,453	38,506	9,215	168,174
267188	95880E - Deputy State's Attorney	1.00	1	106,891	50,735	8,177	165,803
267189	95880E - Deputy State's Attorney	1.00	1	89,794	54,943	6,869	151,606
267190	95880E - Deputy State's Attorney	1.00	1	78,478	51,543	6,004	136,025
267191	95880E - Deputy State's Attorney	1.00	1	71,282	22,305	5,453	99,040
267193	95880E - Deputy State's Attorney	1.00	1	89,794	51,043	6,869	147,706
267194	91680B - Secretary IV	1.00	1	55,245	28,018	4,226	87,489
267197	51560B - SAS Legal Assistant	1.00	1	46,779	42,100	3,578	92,457
267199	95880E - Deputy State's Attorney	1.00	1	94,702	56,576	7,245	158,523
267200	95880E - Deputy State's Attorney	1.00	1	94,702	56,576	7,245	158,523
267203	95880E - Deputy State's Attorney	1.00	1	94,702	56,417	7,245	158,364
267204	95880E - Deputy State's Attorney	1.00	1	94,702	56,417	7,245	158,364
267207	95880E - Deputy State's Attorney	1.00	1	87,214	40,630	6,672	134,516
267208	95880E - Deputy State's Attorney	1.00	1	82,701	39,274	6,326	128,301

Report ID: VTPB-14-POSITION_SUMMARY
 Run Date: 01/26/2025
 Run Time: 10:12 AM

State of Vermont
FY2026 Governor's Recommended Budget
Position Summary Report

Position Number	Classification	FTE	Count	Gross Salary	State Benefits	Federally Mandated	Total
267209	95880E - Deputy State's Attorney	1.00	1	78,478	48,931	6,004	133,413
267210	95880E - Deputy State's Attorney	1.00	1	67,246	48,170	5,144	120,560
267211	95880E - Deputy State's Attorney	1.00	1	78,478	48,931	6,004	133,413
267227	51560B - SAS Legal Assistant	1.00	1	52,291	43,765	4,000	100,056
Total		122.10	123	11,329,176	6,064,917	866,689	18,260,782

Fund Code	Fund Name	FTE	Count	Gross Salary	State Benefits	Federally Mandated	Total
10000	General Fund	119.40	119	11,000,418	5,865,797	841,540	17,707,755
21500	Inter-Unit Transfers Fund	2.70	4	328,758	199,120	25,149	553,027
Total		122.10	123	11,329,176	6,064,917	866,689	18,260,782

Note: Numbers may not sum to total due to rounding.

Report ID: VTPB-24-FED_RECEIPTS

Run Date: 1/26/2025

Run Time: 10:46 AM

State of Vermont

FY2026 Governor's Recommended Budget
Federal Receipts Inventory Report



2130100000 - State's Attorneys

Budget Request Code	Fund	Justification	Budgeted Amount
14384	22005	EQUITABLE SHARING - USDQJ-CFDA-16.999	\$31,000
Total			\$31,000

Report ID: VTPB-23-IDT
Run Date: 1/26/2025
Run Time: 10:46 AM

State of Vermont
FY2026 Governor's Recommended Budget
Interdepartmental Transfers Inventory Report



2130100000 - State's Attorneys

Budget Request Code	Fund	Justification	Budgeted Amount
15403	21500	CCVS BU#02160 - 2 VAWA STOP PROSECUTORS (CHITTENDEN, ORLEANS)	\$250,522
15403	21500	AOT - BU #08100 - 2 DUI PROSECUTORS	\$302,505
Total			\$553,027