

Asset Management Bureau

Bureau Overview

KEVIN MARSHIA, PE - DIRECTOR

JANUARY 2023



VTrans Definition of Asset Management

Right Investment
Right Asset
Right Time

Asset Management Staff

Who are we?

- 33 Professionals
 - Engineers
 - Technicians
 - GIS Professionals

What do we do?

- Inspect Bridges
- Manage Data
- Build Systems
- Create & Manage Budgets
- Manage Risk
- Measure Performance
- Financial Planning
- Project Programming
- Partners in all stages of an Assets Life Cycle

Planning & Programming

Design

Data Inventory

Data Quality

Asset Life Cycle

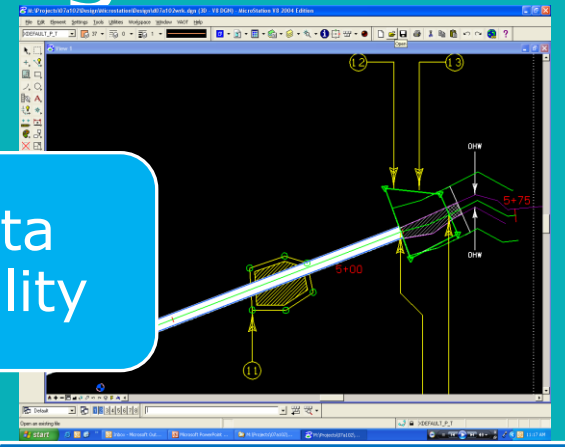
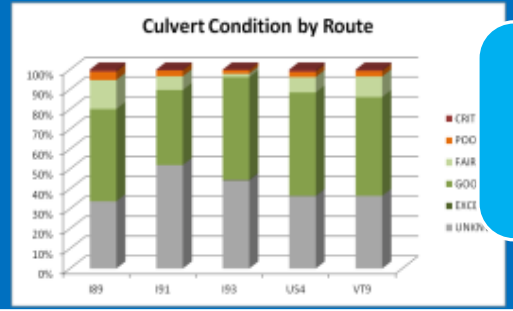
Data Reporting

Data Systems

Data Efficiency

Maintenance

Construction



Asset Facts

- 3,200+ miles of **pavements**
- Over 4,000 **structures** (bridges and culverts greater than 6 feet in diameter)
- 49,465 **small culverts** (less than 6 feet diameter)
- 67,144 **traffic signs**
- 160 **traffic signals**
- ~900 miles of **guardrail**
- 105 **Park and Rides** (state and municipal)
- 890 miles of Highway Use/Priority **On Road Bicycle Corridors**
- 111 **Rail Trail Bridges**

Current Initiatives

- Implementation of the **VTrans Project Selection and Project Prioritization Process (VPSP2)**
- Currently developing and implementing **VTrans Asset Management Information System (VAMIS)** – a multi-year process
- Standardizing budget development and monitoring
- Strengthening **Corridor Management** principles through project programming and identification
- Modernizing bridge inspection and bridge management processes
- Establishing processes for increased integration of small culverts

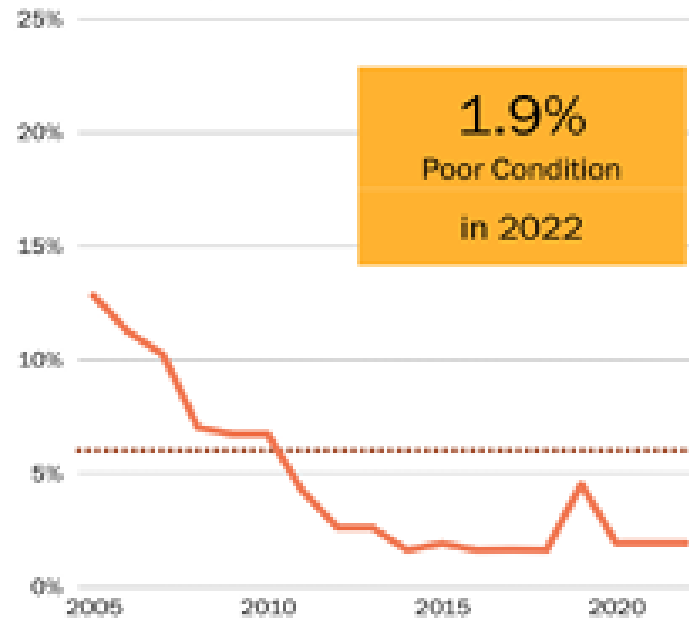
Preservation

- **Definition:** Preservation consists of work that is planned and performed to **improve or sustain the condition** of the transportation facility in a **state of good repair**.
- A \$100,000 investment in a culvert under 20 feet of fill today saves over \$1 million in traffic impacts and replacement costs in the future
- A \$100,000 investment in a new bridge membrane today saves over \$1 million in deck replacement costs in the future.

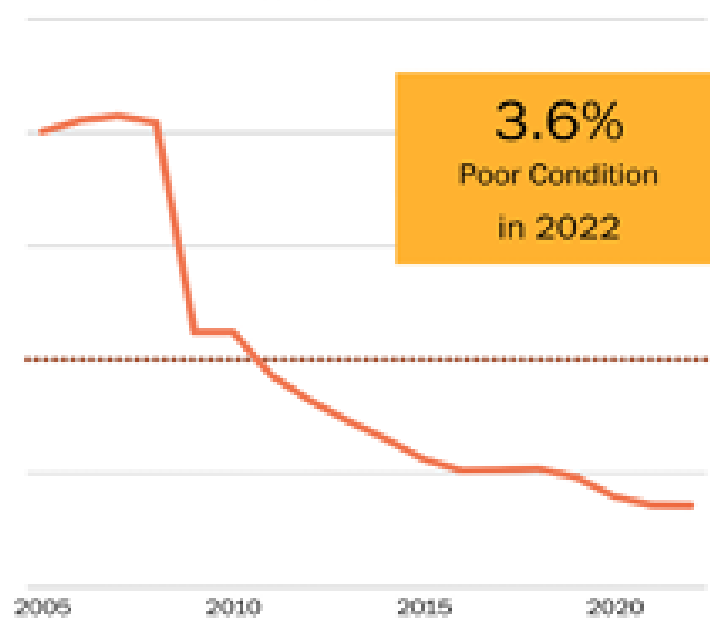
Network Condition – Bridges

Percent in Poor Condition Over Time by System

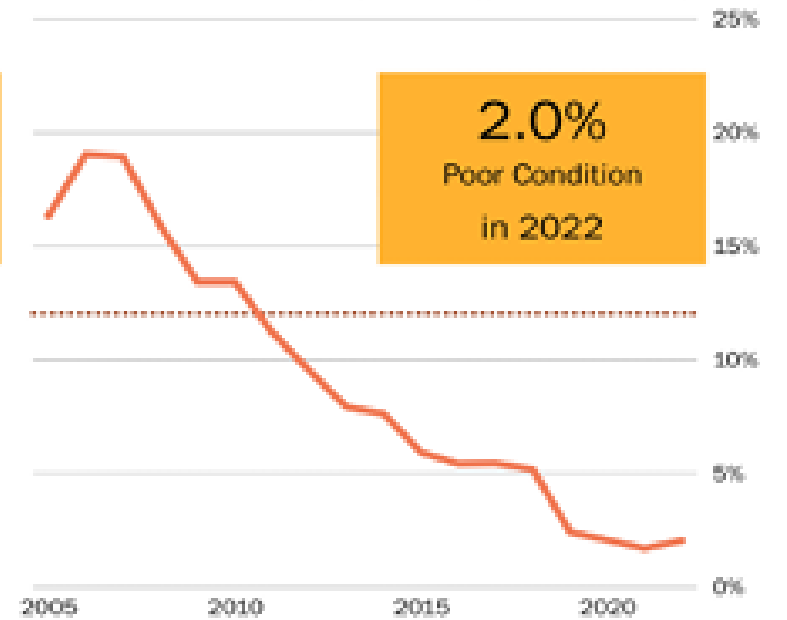
Interstate System (6% target)



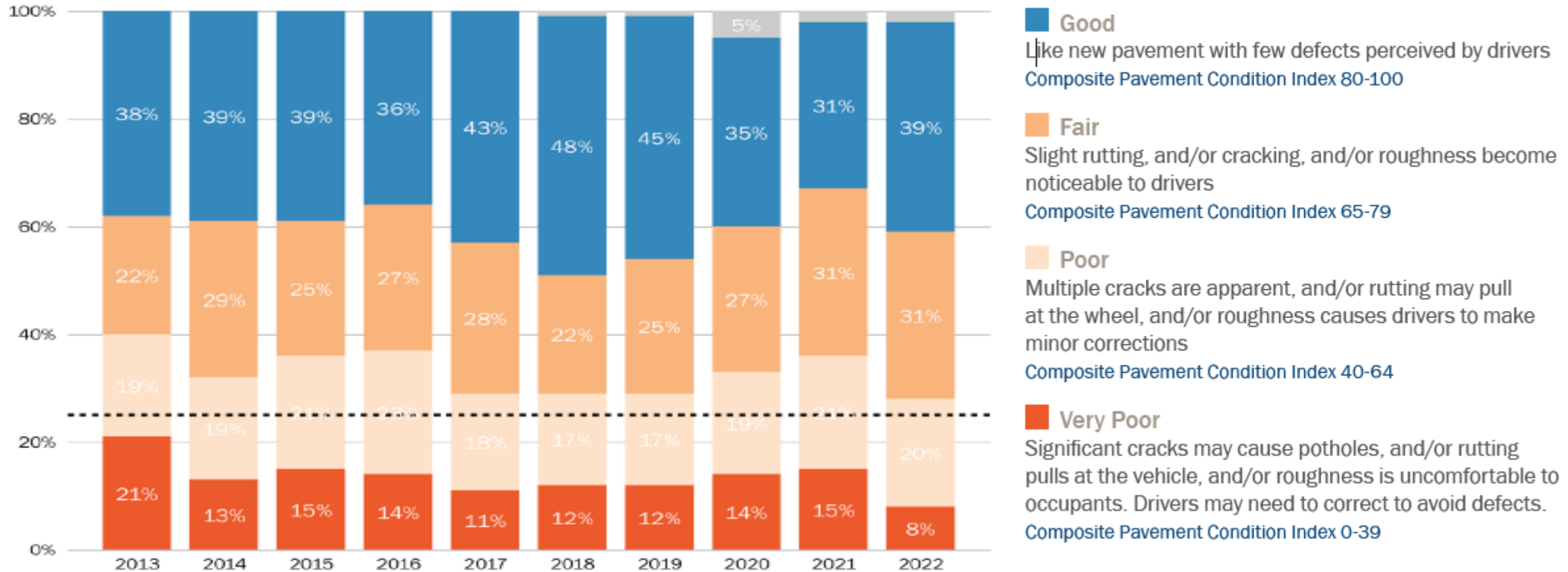
State Highway System (10% target)



Town Highway System (12% target)



Network Condition - Pavement



The Future

- Integrated management of asset life cycle utilizing VAMIS
- Optimized investments across asset classes
- Instituted Corridor Management planning and implementation
- Reduced Investment in Emergent Needs/Emergency Repairs
- Greater Return on Investment across the network

Questions?

Kevin Marshia, PE

Director – Asset Management Bureau

kevin.marshia@vermont.gov

802-279-3594