

November 30 Housing Reporting

In accordance with Act 113 (2024)

Submitted by the Department for Children and Families

The Big Picture

(As of November 12, 2024)



842

Number of households in the GA Emergency Housing Program as of 11/11/2024



3,458

Number of people from [2024 Point-in-Time Sheltered & Unsheltered Homelessness Count](#) that took place on 1/24/24



4,806

Number of individuals with completed assessments for [Vermont Coordinated Entry Dashboard](#) on 11/4/2024

Households By District

This is the current district data on all households in the GA Housing program as of 11/11/2024.

District Office	Rooms	Households	Adults	Children
Barre District Office	91	89	122	38
Bennington District Office	71	70	84	30
Brattleboro District Office	121	117	154	39
Burlington District Office	220	218	264	50
Hartford District Office	42	42	49	<12
Middlebury District Office	<12	<12	<12	<12
Morrisville District Office	12	<12	13	<12
Newport District Office	13	13	15	<12
Rutland District Office	153	151	191	47
Springfield District Office	48	48	58	12
St Albans District Office	49	49	59	<12
St Johnsbury District Office	19	19	22	<12
Total	842	829	1034	252

Eligibility Category of Households

This is the current eligibility data on all households in the GA Housing program as of 11/11/2024.

Approval Category	Count
Age 65+	37
Court Ordered/Constructive Eviction	23
Disabled (201G-VR)	215
Disabled (SSI/SSDI)	326
Domestic Violence	47
Families with Children	160
Pregnant	18
Natural Disaster	<12
Death of a Spouse, Domestic Partner or Minor Child	<12
Grand Total	829

Notes: The [range of individuals in SSI/SSDI](#) crosses a range of acuity and health challenge– it can be mental health, chronic health condition, or a physical disability. As of 3/15/2024, disability can be verified by a licensed medical professional and [Disability Variance Form](#) can be submitted.

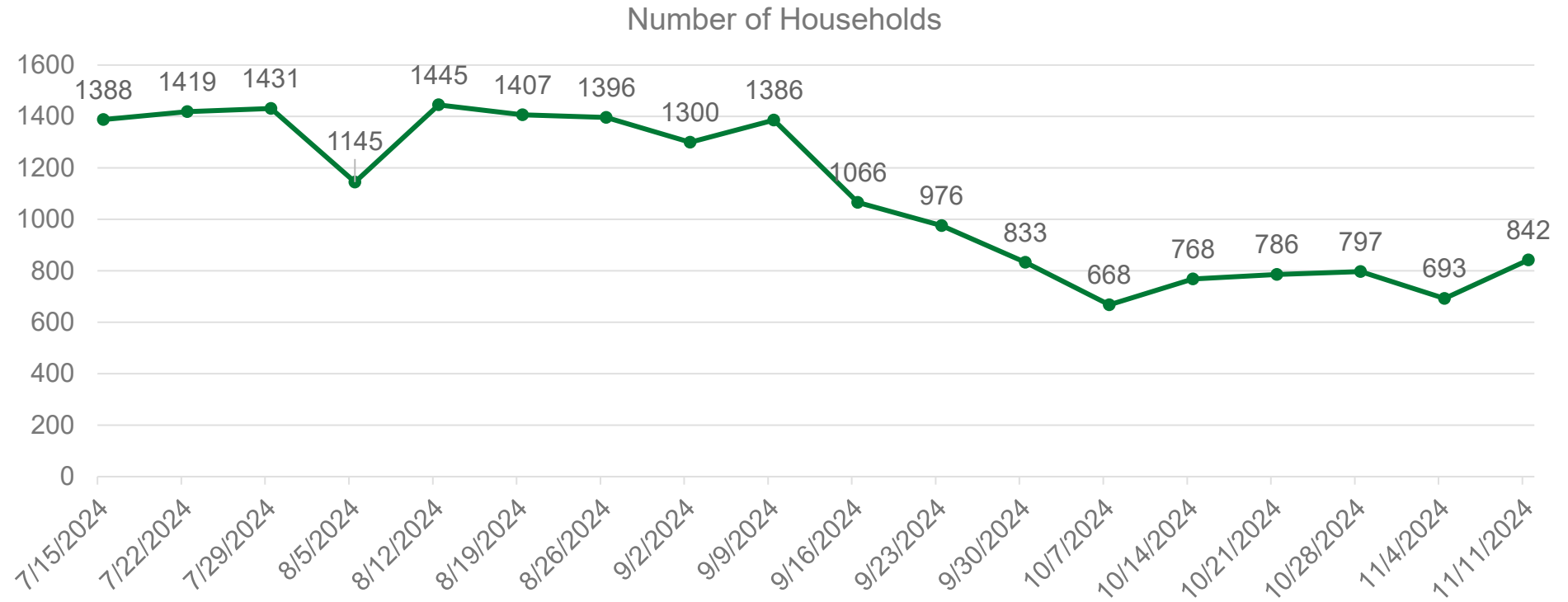
Act 113 Changes to the GA Housing Program

Act 113: "The utilization of hotel and motel rooms pursuant to this subdivision shall be capped at 1,100 rooms per night between September 15, 2024, through November 30, 2024, and between April 1, 2025, through June 30, 2025. (2) The maximum number of days that an eligible household receives emergency housing in a hotel or motel under this section, per 12-month period, shall not exceed 80 days."

Households eligible in July, August, September, October and November 2024

The number of eligible households has started to decline due to 897 households have exhausted their 80 eligible days between 9/19/2024 and 11/11/2024.

Currently, it is estimated that approximately an additional 90 households will exhaust their 80 days by 12/1/2024.



Administrative Procedures for Act 113

During times where the number of eligible households exceeds 90% of the 1,100 per night room cap, or 90% of hotel capacity during time periods when the 1,100 per night room cap is not in place, the department will use the following procedure for providing emergency housing assistance.

High Risk Households

Households with a member who:

- Is a child 19 years of age or under.
- Is pregnant.
- Is experiencing domestic violence, dating violence, sexual assault, stalking, human trafficking, hate violence, or other dangerous or life-threatening conditions related to violence against the individual that caused the household to lose its housing.
- Is 65 years of age or older.
- Is otherwise categorically eligible and includes a member who is 50 years of age or older.

Length of Authorization

- Granted in up-to 28-day increments.

Applying with ESD

- Can apply for emergency housing between the hours of 8am and 4:30pm Monday through Friday.
- Can reapply for housing up to 10 days in advance of the end date of their current authorization.

All Other Eligible Households

Length of Authorization

- Granted in up-to-4-day increments.

Applying with ESD

- Can apply for emergency housing between the hours of 12pm and 4:30pm Monday through Friday.
- Can reapply for housing on the day their current authorization ends.

Procedure is available online:

<https://dcf.vermont.gov/Addressing-and-Preventing-Unsheltered-Homelessness>

Act 113 Implementation

Unique Households Since 7/1/2024

Households	Adults	Children
2995	3707	1135

Housed Night of 11/11/2024

Households	Adults	Children
842	1034	252

Number of Households that reached 80 days

Date	Confirmed number of households
From 9/19/2024 To 11/11/2024	897

Screening and Case Management

- The Office of Economic Opportunity (OEO), Field Services, Blueprint Program and Vermont Chronic Care Initiative (VCCI) are working together to help identify people who have had a Coordinated Entry assessment who need connections to other services and/or a team-based care approach to their care. The Coordinated Entry assessment assesses health and social needs in addition to housing needs. This information will be used to identify needs and referrals to services, resources, and/or Team Based Care. The Department of Aging, Disabilities and Independent Living and Department of Mental Health are also consulted on a regular basis for connections to their programs and resources for eligible Vermonters, including the new iCARE skilled nursing facility in Bennington.
- The updated Coordinated Entry Assessment will have an integrated Vermont Team Based Care referral processes for those who need and want a team-based approach to their health and social health needs.
- Each region has community health teams and Adult Local Interagency teams that can be resources to help people connect to team-based care. We have also developed escalation pathways for these teams for complex cases the local providers struggle to resolve through a multi-department Triage Team and Adult State Interagency Team.
- Each region is also engaged in a Team Based Care Learning Collaborative led by the Blueprint Program Managers, Field Directors and an expert technical assistance coach to improve each regions approach and workflows in relation to Team Based Care. The teams have identified regional improvement projects they will be working on over the next several months to enhance local Team Based Care processes.

Subpopulations Enrolled in Coordinated Entry October 2024

CE Subpopulations by Region

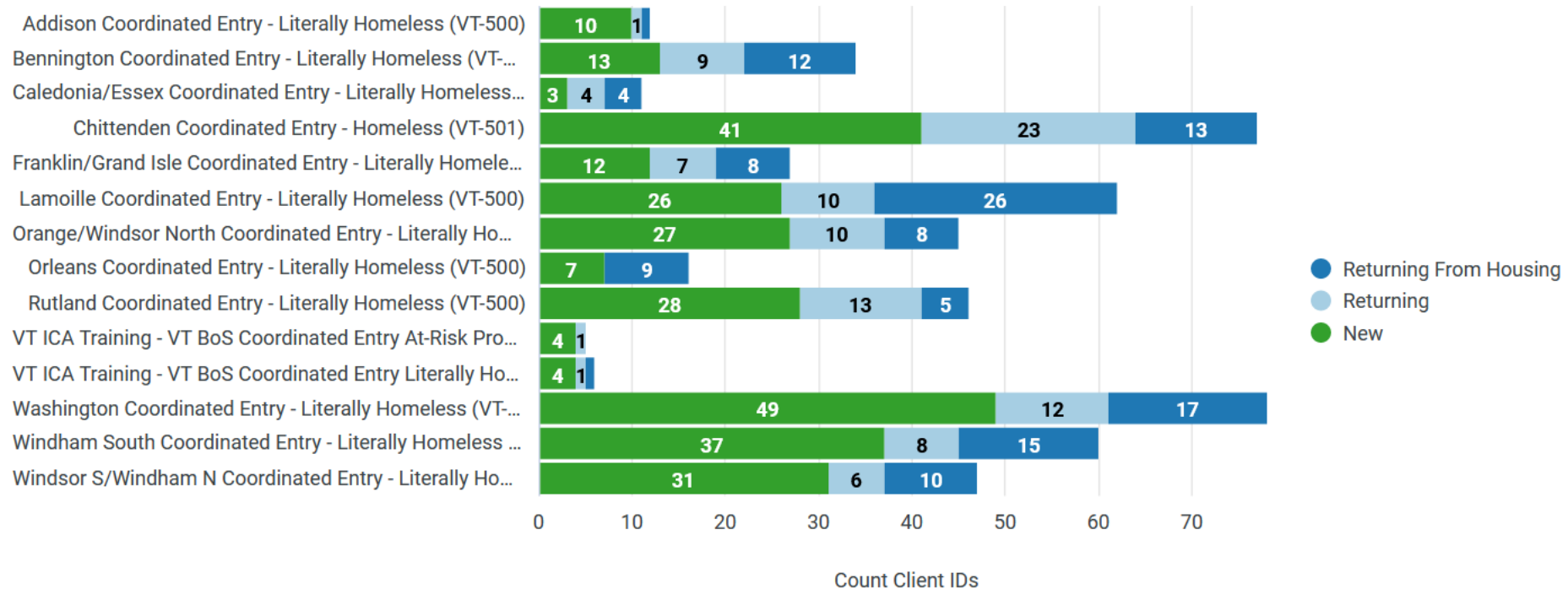
Name	Count Client IDs	Count of Household ID	Number of Veteran Clients	Number of Clients in Chronic Households	Number of Clients in Youth (24-) Households
Addison Coordinated En...	130	84	2	23	6
Bennington Coordinated...	381	222	10	74	29
Caledonia/Essex Coordi...	132	89	1	13	16
Chittenden Coordinated ...	950	749	17	187	72
Franklin/Grand Isle Coor...	289	185	9	24	29
Lamoille Coordinated En...	269	139	1	23	35
Orange/Windsor North ...	374	260	24	69	28
Orleans Coordinated Ent...	143	73	2	16	14
Rutland Coordinated Ent...	806	490	15	195	50
VT ICA Training - VT BoS...	5	3	1	0	1
VT ICA Training - VT BoS...	6	3	0	0	0
Washington Coordinate...	915	560	39	114	49
Windham South Coordin...	592	395	12	126	37
Windsor S/Windham N ...	395	209	5	35	50

This table shows the number of clients enrolled in Coordinated Entry during the past month, the number of households those clients were in, the number of clients that were veterans, the number of clients that were in chronically homeless households (as defined [here.](#)), and the number of clients in a household where the head of household was 24 years of age or under, broken down by the local housing coalitions throughout Vermont.

Source: <https://icalliances.org/vermont-coordinated-entry-dashboard>

New and Returning Enrollments by Region October 2024

CE New and Returning Enrollments by Region

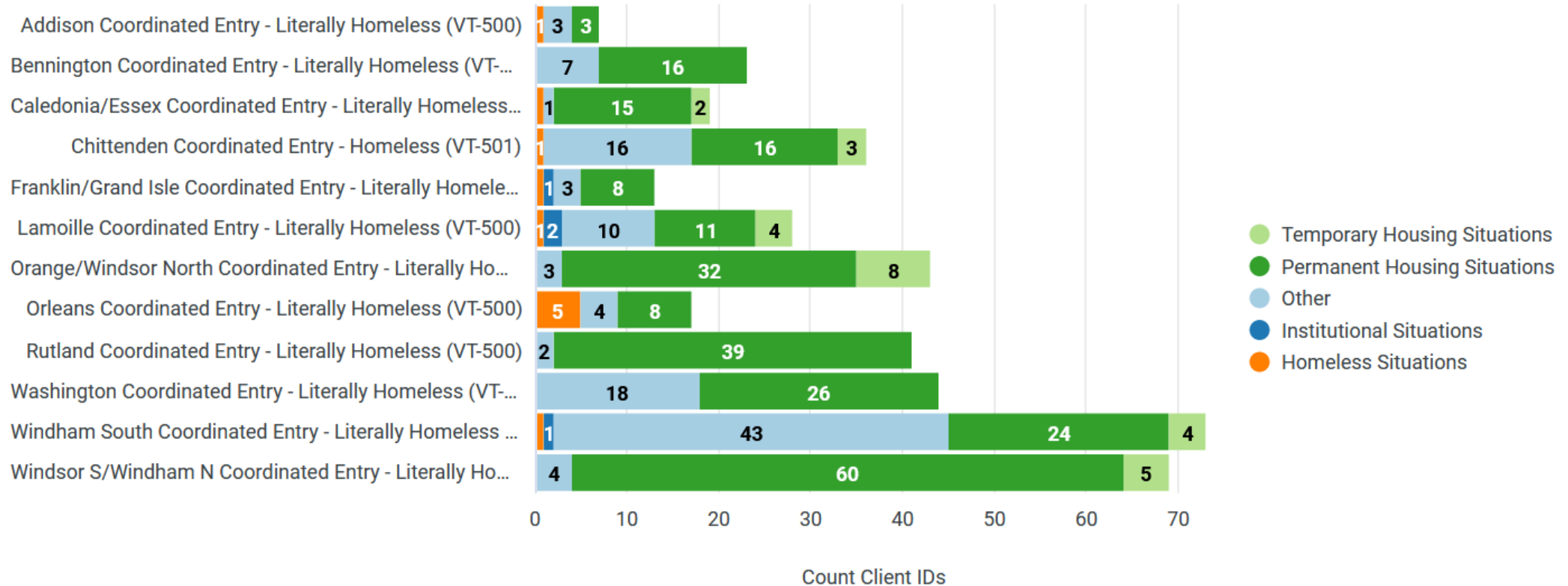


This chart categorizes clients that have entered CE in the past complete month into “Returning From Housing” (Clients that had an exit in HMIS to a permanent destination prior to enrolling in CE), “Returning” (Clients that had an exit in HMIS to a non-permanent destination prior to enrolling in CE), and “New” (Clients that had no exit in HMIS prior to enrolling in CE), broken down by the local housing coalitions throughout Vermont.

Source: <https://icalliances.org/vermont-coordinated-entry-dashboard>

CE Exit Destination by Region September 2024

CE Exit Destination Categories by Region



This chart breaks down the Exit Destinations of clients leaving CE in the past complete month into categories described in [Appendix A of the HMIS Data Standards](#), broken down by the local housing coalitions throughout Vermont. Source: <https://icalliances.org/vermont-coordinated-entry-dashboard>

Housing Opportunity Grant Program (HOP) Status Update

New base funding for HOP grants was prioritized for emergency shelter expansion, including the preservation of shelter capacity created with one-time funding in State Fiscal Year (SFY) 24 and increased capacity in SFY25.

The **Annual HOP Award Summary** is available at <https://dcf.vermont.gov/oeo/resources/awards>.

Appropriations

Funding Bucket	Total	Obligated*	Unobligated Balance	Unobligated Project Proposals (estimates)**	Remaining Balance
One-Time funds Act 113 Sec. B.1102 (b)(9)	\$10,000,000	\$10,000,000	\$0	\$0	\$0
HOP Base****	\$27,942,422	\$26,611,271	\$1,331,151	\$767,001	\$564,149
Pandemic-Era Hotel Program Transition One-Time funding Act 78 Sec. 123 (c)	\$10,000,00	\$7,023,067	\$2,976,933	\$2,976,933	\$0

*Award Notice Issued

**Potential Awards (includes projects in development in previous slides, but prior to award notification - may increase/decrease)

**** Includes General and Federal Funds, including some competitive HUD funds

Eligibility and contact information, and links to documents and resources can be found at the DCF website.

Resources

<https://dcf.vermont.gov/Addressing-and-Preventing-Unsheltered-Homelessness>

Emergency Shelter Capacity

County	Total Current Household Capacity	Additional Projects in Development
Addison	62	
Bennington	31	
Caledonia	35	
Chittenden	147	Williston Shelter open & two seasonal shelters anticipated to open in December/January depending on acquisition and construction
Franklin	25	Two new shelters anticipated to open in Winter (DV/SV & Youth)
Lamoille	28	
Orleans	7	
Rutland	20	
Washington	114	Seasonal shelter now open & Waterbury Shelter open
Windham	68	Expanded seasonal capacity anticipated to open in November
Windsor	43	New expanded apartment capacity; new seasonal shelter anticipated to open in December
Grand Total	580	

Emergency Family Shelters

- Williston and Waterbury Shelters have opened and are intended to run from 11/1/2024 - 3/31/2025.
- Capacity is 7 families for Williston, and 10 for Waterbury.
- As of November 19:
 - **16** families served
 - **2** families have moved on to other housing/shelter options
- Current expense estimate is \$3,070,000; but this will change as needs are further refined.
- Budget sources include carryforward in OEO base, 1x funds from 2023 Act 78 c.123, and 1x funds from 2024 Act 87 o.12

SFY 2025 Monthly Hotel Authorizations*

Data as of 11/12/2024

Month	Payment Authorizations
July 2024	\$3,315,357
August 2024	\$3,320,642
September 2024	\$2,768,338
October 2024	\$1,869,702
November 2024	\$1,343,646
December 2024	
January 2025	
February 2025	
March 2025	
April 2025	
May 2025	
June 2025	
TOTAL	\$12,617,685**

*Prior month authorizations will adjust throughout the year as data corrections are made.

**Spending represents the cost of hotel rooms, not including admin and security expenses.

Residential Capacity

- As of October 8, **154** Residential Mental Health Treatment beds with **2** currently available.
- As of October 8, **63** Mental Health Intensive Residential Treatment beds with **6** currently available.
- As of October 22, **96** Recovery Housing beds with **10** currently available.
- As of October 28, **243** Department of Corrections (DOC) Transitional Housing beds with **6** currently available.
- As of October 25, **2,871** Skilled Nursing Facility beds with **263** currently available.