






Vermont
Bond Bank



PRESENTATION TO SENATE EDUCATION COMMITTEE
APRIL 17, 2024

Bond Bank history

REQUISITION AS TO LOANS FROM LOAN ACCOUNTS

January 11, 1971

Bankers Trust Company
1 Battery Park Plaza
New York, New York

Gentlemen:

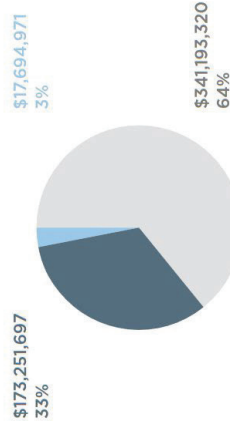
Pursuant to Section 503 of the General Bond Resolution of the Vermont Municipal Bond Bank adopted on December 21, 1970, you are hereby instructed to pay from the following loan accounts the amounts to the respective municipalities as shown below:

Loan Accounts	Amounts	Municipalities
Aire Town School District	\$ 260,000	Berkshire Town School District
Albany Town School District	620,000	Berlin Town School District
Albany Town School District	370,000	Brighton Town School District
Albany Town School District	430,000	Caledonia Town School District
Albany Town School District	915,000	Calais Town School District
Albany Town School District	700,000	Castleton Town School District
Albany Town School District	400,000	Charleston Town School District
Albany Town School District	300,000	Charlotte Town School District
Albany Town School District	440,000	Clarendon Town School District
Albany Town School District	1,800,000	Colechester Town School District
Albany Town School District	575,000	Dover Town School District
Albany Town School District	1,935,000	Essex Town School District
Albany Town School District	3,760,000	Essex Junction Graded School District
Albany Town School District	135,000	Grand Isle Town School District
Albany Town School District	500,000	Hardland Town School District
Albany Town School District	450,000	Hinesburg Town School District
Albany Town School District	90,000	Peacham Town School District
Albany Town School District	300,000	St. Albans Town School District
Albany Town School District	1,035,000	St. Johnsbury Town School District
Albany Town School District	1,120,000	Shelburne Town School District
Albany Town School District	465,000	Sherburne Town School District
Albany Town School District	1,440,000	South Burlington Town School District
Albany Town School District	440,000	South Burlington Town School District
Albany Town School District	200,000	Sunderland Town School District
Albany Town School District	325,000	Underhill Graded School District, Inc.
Albany Town School District	655,000	Wilmington Town School District
Albany Town School District	870,000	Braintree-Randolph UHSD No. 2
Albany Town School District	570,000	Woodstock UHSD No. 4
Albany Town School District	345,000	Missisquoi Valley UHSD No. 7
Albany Town School District	2,000,000	Missisquoi Valley UHSD No. 7
Albany Town School District	3,875,000	Mt. Mansfield UHSD No. 17
Albany Town School District	680,000	Lamoille UHSD No. 18


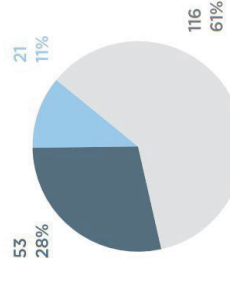
Vermont Municipal Bond Bank (d/b/a Vermont Bond Bank)

- Bond Bank was created in Fiftieth Biennial Session (1969 / 1970) by the General Assembly
- Creation followed period of school construction spending financed with short term borrowing
- Bond Bank provided long term financing solution
- First bond issue in 1971 exclusively provided loans to local schools

Outstanding Balance



Borrowers



Bond Bank Priorities for School Construction Aid

Vermont's school facilities are a liability that requires a policy solution

The current system is not keeping pace with depreciation, which increases financial risk to school districts.

Schools are social infrastructure with and without students

In the process of finding efficiency, Vermont cannot make this a zero-sum decision for communities and should assist communities in preserving social infrastructure with planning and capital grants alongside subsidies for new school construction. Adaptive reuse of schools for housing has occurred throughout the state and is one example of a potential “win-win” outcome.

Vermont has an economic mechanism but not a political economy for financing school construction The political economy of school construction must be changed through financial incentives. The Bond Bank regularly provides estimated debt service schedules for schools considering bond votes. It also regularly receives notice that the bond votes failed.

The State of Vermont's credit rating should be leveraged through the Bond Bank

The Bond Bank's public credit rating is derived from the State of Vermont but its debt issuance has minimal impacts on the state's rating. This is not an accident, and the Bond Bank took significant steps over the past several years to restructure the security structure of its bonds to allow this flexibility.

The Bond Bank's state intercept should be perfected by modifying the flow of educational property taxes

On paper, every school district in Vermont should benefit given a statewide educational tax system but the Bond Bank can only intercept dollars that come from the State of Vermont to borrowers and not dollars transferred from town tax collectors to school districts directly. Rerouting this flow of funds from town tax collectors to the state would allow the Bond Bank to “perfect” the intercept credit enhancement and ensure every school district would benefit while also allowing every borrower to benefit from this enhancement.

State support should be optimized when other low-cost sources are unavailable

Energy efficiency and renewable energy components of projects will benefit from incentives through the Inflation Reduction Act and energy efficiency utilities within the state. Financial support for schools should be directed to the aggregate project cost rather than specific uses for this reason.

Suggested Edits for H. 871

Sec. 3. PREQUALIFIED ARCHITECTURE AND ENGINEERING

CONSULTANTS

On or before October 15, 2024, the Agency of Education shall coordinate with the Department of Buildings and General Services to develop prequalification criteria for architecture and engineering firms specializing in kindergarten through grade 12 school design and construction. The Department shall assist the Agency in distributing requests for qualifications and in reviewing the resulting responses for approval and prequalification. The Department shall maintain the list of prequalified firms and shall make the list available to school districts and supervisory unions.

Add alternative project delivery consultants to prequalification list

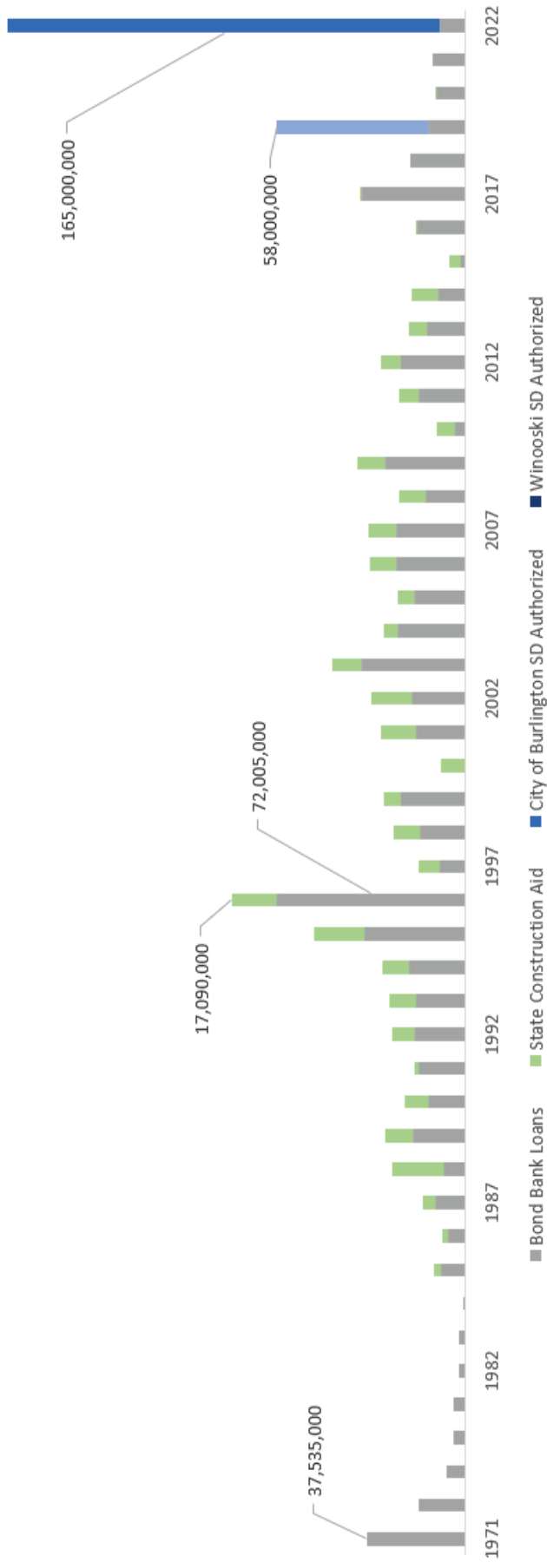
(J) Efficiencies. The Working Group shall identify areas where economizations or efficiencies might be gained in the creation of the program, including consideration of the following:

(ii) cost containment strategies such as the use of building templates for new construction.

Add alternative project delivery and consideration of risk transfer to cost containment strategies (see VTrans EV charging RFP as state example)

Historical Bond Issuance Activity (Nominal \$)

NOMINAL VT SCHOOL CONSTRUCTION SPENDING - 1971 TO PRESENT

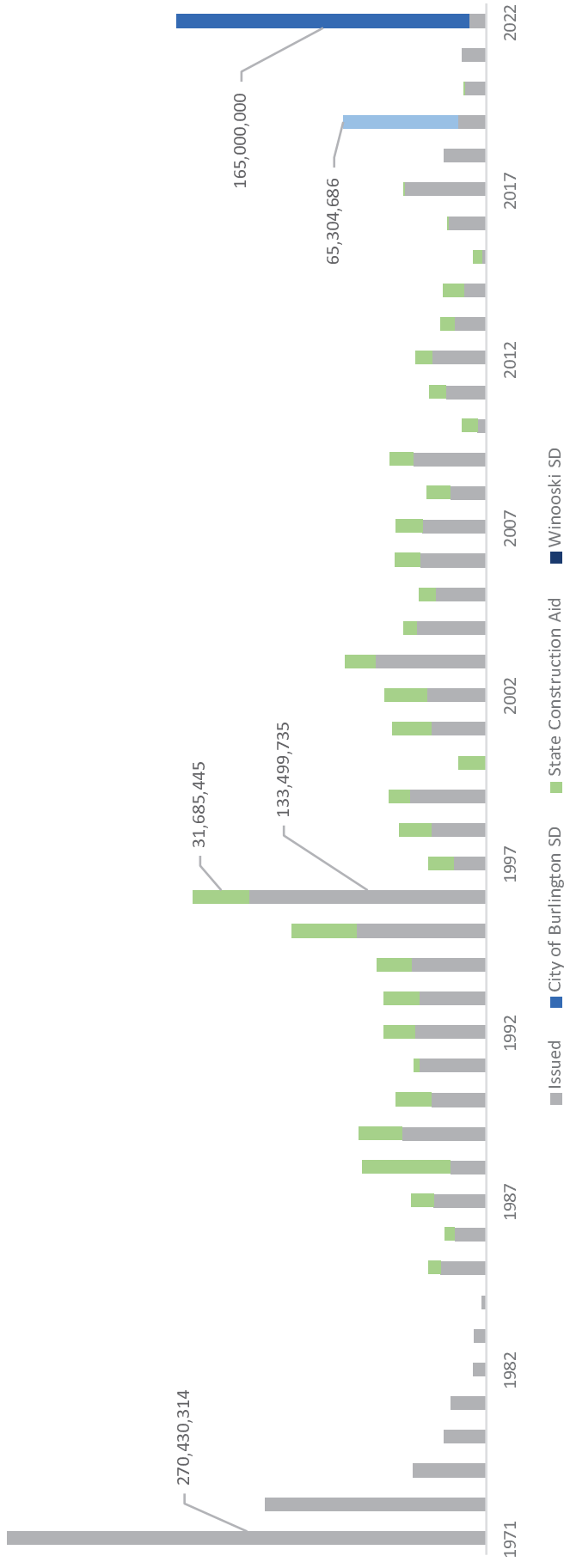


Sources: VT Bond Bank; VTJFO

- Unadjusted dollars
- Exclusively reflects Bond Bank data for loan activity (i.e. loans through private banks or other sources not part of dataset)
- Bond Bank made \$807.08 million in loans over past 52 years
- Total activity of shown of \$1.316 billion (61% Bond Bank; 22% State Aid)

Historical Bond Issuance Activity (Real \$)

NE URBAN CPI ADJUSTED VT SCHOOL CONSTRUCTION SPENDING - 1971 TO PRESENT



Sources: VT Bond Bank; VTJFO

- Dollars adjusted using Northeast Urban CPI from BLS; does not consider construction cost indices
- Exclusively reflects Bond Bank data for issuance activity (i.e. loans through private banks or other sources not part of dataset)
- On inflation adjusted basis, Bond Bank made \$1.69 billion in loans over past 52 years
- Total activity shown of \$2.416 billion (70% Bond Bank; 21% State Aid)

National Financial Ratio Comparison

Category	Definition (Adopted from Moody's Investor Services Definitions)	Median	Moody's Median*	
		Bond Bank	All	"A" Rated w/Enrollment >1k and <=5k
Unassigned / assigned GF Balance as % of Revenue	Combined unassigned and assigned general fund balance divided by total general fund revenues	6.0%	26.8%	23.5%
Cash as % of Revenue	Cash and investments for the general fund, divided by total general fund revenues	14.8%	31.2%	26.8%
Total Long-Term Debt	Bonded debt and similar obligations reported for Governmental Activities only (i.e. no enterprise or business type activities); debt associated with pending loan applications included	\$1.70 million	\$35.3 million	\$26.0 Million
Debt Service as % of Operating Expenses	Debt service expenditures (principal and interest) for all operating funds combined divided by operating expenditures (including expenditure of debt service funds); debt service associated with pending loan applications included	1.9%	---	---
Debt Service as % of Revenue	Debt service expenditures (principal and interest) for all operating funds (including debt service funds) combined divided by operating revenues including expenditure of debt service funds; debt service associated with pending loan applications included	1.7%	5.5%	5.8%
10 Year Debt Payoff	Amount of principal that will be amortized in next ten years divided by total long-term debt (debt associated with pending loan applications not included)	87.8%	---	---
Long Term Debt to Revenue	Long-term debt (including current portion and capital leases) divided operating revenues (expressed as a percent)	11.0%	---	---
Capital Asset Depreciation*	Ratio of Accumulated Depreciation to Gross Depreciable Assets (excluding land and construction in progress). A ratio above 65% indicates reinvestment in capital assets is lagging behind depreciation, signaling the likelihood (necessity) of future debt issuance.	57.4%	---	---

*from financial statements not facilities assessment

Intercept Programs to Support Schools



Rating Action: Moody's assigns Aa3 enhanced rating to RIHEBC's \$34 million Series 2022 A bonds (City of Pawtucket)

08 Dec 2021

NOTE: On December 14, 2021, the press release was corrected as follows: In the first sentence of the press release, the sale description was changed to "Public Schools Revenue Bond Financing Program Revenue Bonds, Series 2022 A (City of Pawtucket Issue)". Revised release follows.

NOTE: On December 10, 2021, the press release was corrected as follows: The Rating Outlook section was removed. Revised release follows.

New York, December 08, 2021 -- Moody's Investors Service has assigned an Aa3 enhanced rating to the Rhode Island Health and Educational Building Corporation's (RIHEBC) \$34 million Public Schools Revenue Bond Financing Program Revenue Bonds, Series 2022 A (City of Pawtucket Issue).

RATINGS RATIONALE

The Aa3 enhanced rating is based on the mechanics of the Rhode Island Health and Educational Building Corporation (RIHEBC) Intercept Program (monthly pay), which is informed by the State of Rhode Island's (Aa2 stable) rating. The rating is also based on the projected debt service coverage by the City of Pawtucket's (Aa3) State Basic Education and State Housing Aid on RIHEBC obligations.

Annually, Basic Education aid (\$95.4million) plus existing and projected Housing Aid (\$5.9 million) equals \$101 million and would provide 14.7 x pro forma annual debt service of \$6.89 million.

TABLE 4: State Aid Intercept Programs

Program Name	Program Ratings	State Ratings
Missouri School District Direct Deposit	Aa1 / AA+ / AA+	Aaa / AAA / AAA
Georgia School District Intercept	Aa1 / AA+ / AA+	Aaa / AAA / AAA
Indiana School District Enhancement	NR / AA+ / AA+	Aaa / AAA / AAA
Virginia Localities Intercept	Aa1 / NR / NR	Aaa / AAA / AAA
Ohio School District Credit Enhancement	Aa2 / AA / AA	Aa1 / AA+ / AA+
Massachusetts Qualified Bond	Aa2 / AA / NR	Aa1 / AA / AA+
Arkansas School District Intercept	Aa2 / NR / NR	Aa1 / AA / NR
Colorado School District Credit Enhancement	Aa2 / AA- / AA	Aa1 / AA / NR
Dormitory Authority of State of New York School District Intercept	Aa3 / NR / NR	Aa2 / AA+ / AA+
New Mexico School District Intercept	Aa3 / NR / NR	Aa2 / AA / NR
Mississippi School District Debt Enhancement	NR / AA- / NR	Aa2 / AA / AA
Pennsylvania School District Intercept	A2 / NR / A+	Aa3 / A+ / AA-
Kentucky School District Enhancement	A1 / A(+)/ A+	Aa3 / A(+)/ AA-
New Jersey Qualified Bond	A3 / BBB(+)/ BBB(+)	A2 / BBB(+)/ A(+)

[-] Negative Outlook; (+) Positive Outlook; NR = Not Rated
 Source: Moody's Investors Service, S&P Global Ratings, Fitch Ratings, FCM, as of March 11, 2022.

Source: Fidelity Capital Markets, State School District Credit Enhancement Programs

- Nearly every state has some sort of credit enhancement for school construction financings
- Most programs structured around a state intercept program
- Typically “notched” off the GO rating of the state
- Vermont State Intercept Program rated “Aa2”

Vermont Municipal Bond Bank

Update to credit analysis

Summary

The [Vermont Municipal Bond Bank](#) (Aa2 stable) demonstrates strong pool program characteristics including a stable and overall credit quality of pool participants, many of which are supported by the [Vermont State Aid Intercept Program](#) (Aa2 stable), large size and diversity of the pool; and the program's sound governance structure and legal provisions. The program also benefits from strong and proactive management and oversight. The bond bank's annual debt service is structured to yield just over 1 times coverage supported by a large debt service reserve fund that yields an adequate default tolerance provided by loan repayments and other available funds. Legal provisions include additional support by the [State of Vermont's](#) (Aa1 stable) moral obligation to restore the debt service reserve fund if its is drawn on, subject to appropriation.

Credit strengths

- » Large size and diversity of pool participants
- » Experienced management team
- » State aid intercept provision enhances credit quality on large portion of pool participants

Implicit Equity in the Bond Bank's Structure



Vermont Bond Bank

Portfolio Diversification
– diversified portfolio across the state partially mitigates environmental exposure

Access and Rate Equity
– same rate provided to all borrowers

Stability and expertise despite local staffing challenges – consolidated debt expertise despite wider financial officer recruitment challenges

Vermont Bond Bank; State Revolving Funds/Pools

Credit Profile	
US\$30.92 mil local investment bnds ser 2032 2 due 12/01/2053	New
Long Term Rating	AA+ /Stable
US\$20.585 mil rdg bnds ser 2023 3 due 12/01/2033	New
Long Term Rating	AA+ /Stable

Vermont Municipal Bond Bank

Update to credit analysis

Summary

The [Vermont Bond Bank](#) (VBB, Aa2 stable) demonstrates strong pool program characteristics including an overall stable credit quality of pool participants, many of which are supported by the [Vermont State Aid Intercept Program \(Aa2 stable\)](#). The bond bank's pool of participants is large and very diverse with a sound governance structure and legal provisions. The program also benefits from strong and proactive management and oversight. The bond bank's annual debt service is structured to yield just over one times coverage supported by a large debt service reserve fund that results in an adequate default tolerance provided by loan repayments and other available funds. Legal provisions include additional support by the [State of Vermont's](#) (Aa1 stable issuer rating) moral obligation pledge to restore the debt service reserve fund.

Local School Bond Issuance Capacity

High Potential for Market Absorption

Market Absorption: Sustained loan portfolio growth and bond issuance growth will help the Bond Bank find better market access and investor focus, even with a split structure of Senior and Subordinate bonds. The Bond Bank has been prudent in utilizing bank loans for smaller financings and also recently evaluated its ability to access the competitive market with success. As the Bond Bank's longstanding senior manager, owner of the largest retail presence in the market, and leading institutional distribution capabilities, we have unmatched knowledge of how investors think the Bond Bank. **We do not think there is a specific limit to market absorption of the Bond Bank's bonds in the future.** Many of the Bond Bank's peers have significantly more debt outstanding. VRA has about \$5.5 billion of debt outstanding across its Infrastructure and Moral Obligation program which is roughly 10x the amount of debt the Bond Bank has outstanding. As a long-standing senior manager for VRA, we can firmly state that VRA has strong market access and regularly utilizes a combination of negotiated and competitive bond sales with tight pricing results.

As discussed with the Bond Bank and its financing team in advance of the Summer 2022 sale, we also think it's important to state that investors are well aware of the changes the Bond Bank is making. Certain investors asked questions regarding the General Resolution modifications to simply help understand what was changing and there were no concerns raised. The Summer 2022 and Winter 2023 sales went well, and we are not aware of any investors that did not purchase the bonds due to the proposed indenture modifications. Investors are consenting to the changes by buying the bonds and continuing to support the VBB and its underlying borrowers.

19. Provide an overview of the current buy-side environment for municipal-specific funds that cater to social or environmental criteria. Discuss what, if anything, the Bond Bank should consider changing to benefit from these funds. Discuss any pricing differentials and the benefit of designating bonds (i.e., Green, Social, etc...) versus the Bond Bank's

But...at what cost?

- Downgrades to either the State of Vermont or Bond Bank's credit rating would impact all governmental units across the state
- National school medians for d/s to operating revenue is 5.5%
- Applied to statewide education spending in FY 23 (\$1.56 billion)
 - b) the above ratio would support approximately \$86 million in annual d/s, which equates to approximately \$1.2 billion in debt using Moody's methodology (i.e. 20 year level d/s at current market rates)
- Combined debt outstanding of the Bond Bank and State of Vermont equals approximately \$1.1 billion (following Bond Bank's anticipated winter bond sale)

Concurrent Statewide Goals


- Growing Vermont's workforce and reversing an aging population
- Improving housing options by lowering geographic disparities in access to quality educational facilities
- Access to climate resilient social infrastructure to support community needs

RELATIONSHIP OF SUBSIDY AMOUNT AND TOTAL DEBT

School Debt	Annual PMT	Debt Service Aid / Subsidy	
		20%	40%
\$100	\$5.78	\$1.16	\$2.31
\$1,000,000	\$57,830	\$11,566	\$23,132
\$10,000,000	\$578,301	\$115,660	\$231,320
\$100,000,000	\$5,783,010	\$1,156,602	\$2,313,204
\$1,000,000,000	\$57,830,099	\$11,566,020	\$23,132,040

[Note] For illustrative purposes only;

Assumes current market conditions and 30 year level d/s



Vermont Bond Bank