

Green Mountain Care Board

Owen Foster, Board Chair
Jean Stetter, Financial Director

March 31, 2023



About Us

- Established in 2011
- 5 Board Members
- 6-Year Staggered Terms

THE BOARD & EXECUTIVE DIRECTOR



Owen Foster, JD
GMCB Chair



Jessica Holmes, PhD
GMCB Member



Robin Lunge, JD, MHCDS
GMCB Member



David Murman, MD
GMCB Member



Thom Walsh,
PhD, MS, MSPT
GMCB Member



Susan Barrett, JD
GMCB Executive Director

GMCB Quick Facts



Quick Facts

- Established in 2011
- [5 Board Members](#)
- Appointed by the Governor to staggered, six-year terms

Vision A sustainable and equitable health care system that promotes better health outcomes for Vermonters.

Core Values Independent; Transparent; Data-Driven; Holistic; Collaborative; Accountable

Mission Drive system-wide improvements in access, affordability, and quality of health care to improve the health of Vermonters.



Regulate major areas of Vermont's health care system



Serve as a transparent **source of information and analysis** on health system performance



Advance **innovation** in health care payment and delivery

GMCB Regulation - 2022



- 14 Hospitals
- 2 Accountable Care Organizations
- 11 Health Insurance Premium Rate Filings
- 7 Certificates of Need Issued (plus 3 with material changes and 5 that did not meet threshold)



Resource: [Regulatory Process Summaries](#)

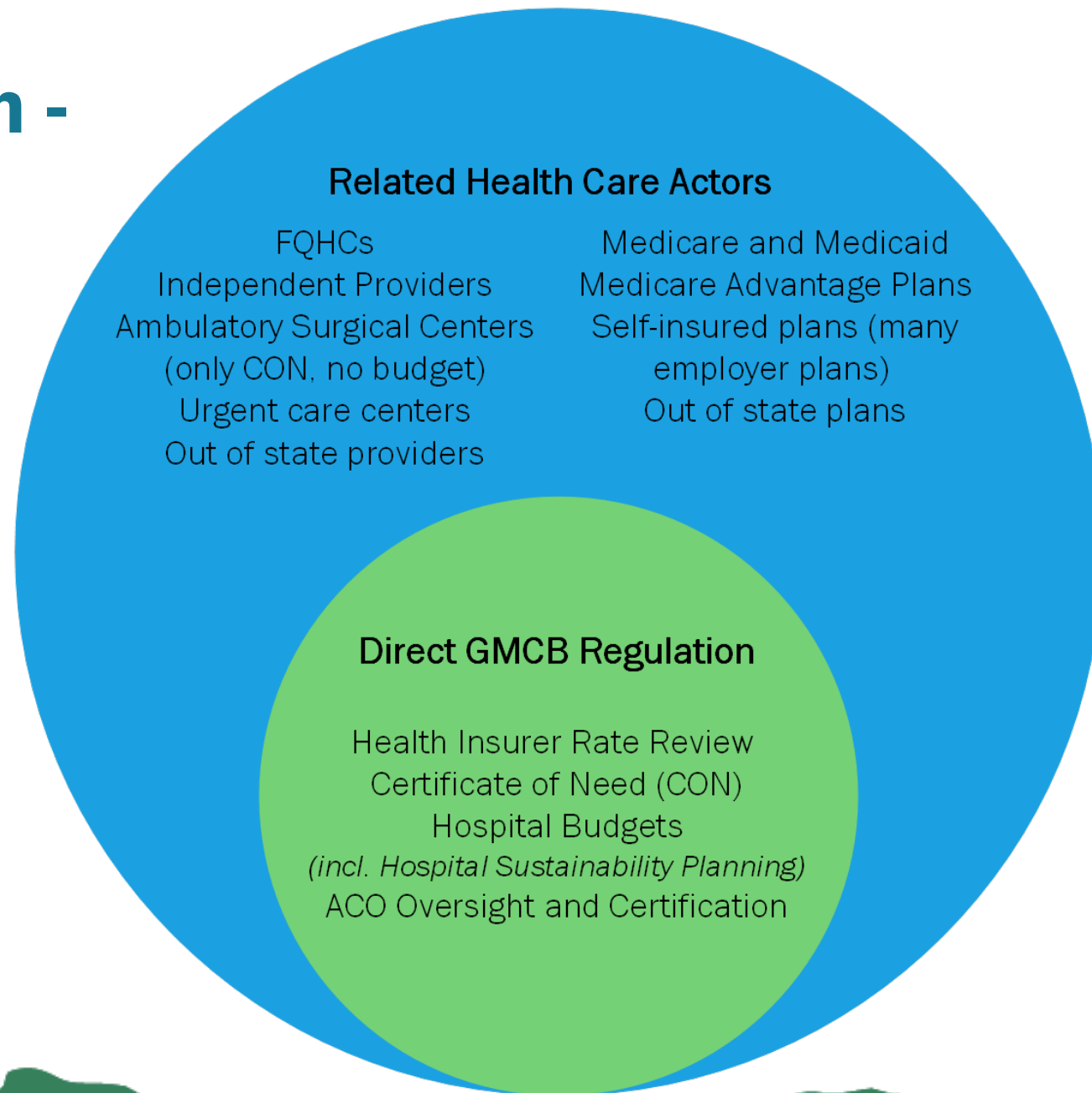
GMCB Regulation - Scope

- GMCB regulatory decisions impact areas the GMCB does not directly regulate

Financial Scope

- \$3.3B in system wide hospital net patient revenue* (FY23)
- ~\$700M in health insurance premiums (FY23)
- \$49.3M in approved CON applications
- Over \$1B in Total Cost of Care managed by ACOs (FY22)

*Net patient revenue includes fixed prospective payments



GMCB Priorities in 2023



Guided by Act 167 of 2022

- Hospital Sustainability
- Regulatory Process Refinement starting with Hospital Budget Review Process
- All-Payer Model (Collaborating with and supporting AHS as it leads negotiations with federal partners)

Access to Primary Care (Primary Care Advisory Group)

Affordability

Act 167 of 2022 Sections 1 and 2

Act 167 Sections 1-2

Total Funding: \$5,000,000

Subsequent APM Agreement

AHS Lead, GMCB Collab.

AHS	\$900,000
GMCB	<u>\$550,000</u>
	\$1,450,000

Developing Value-Based Payment Models

Hospital Global Budget Development

GMCB Lead, AHS Collab.

GMCB: \$1,800,000

Evolving GMCB Regulatory Processes

GMCB Hospital Budget Review Process

GMCB

This work pre-dates Act 167

Community Engagement to Support Hospital Transformation

GMCB Lead, AHS Collab.

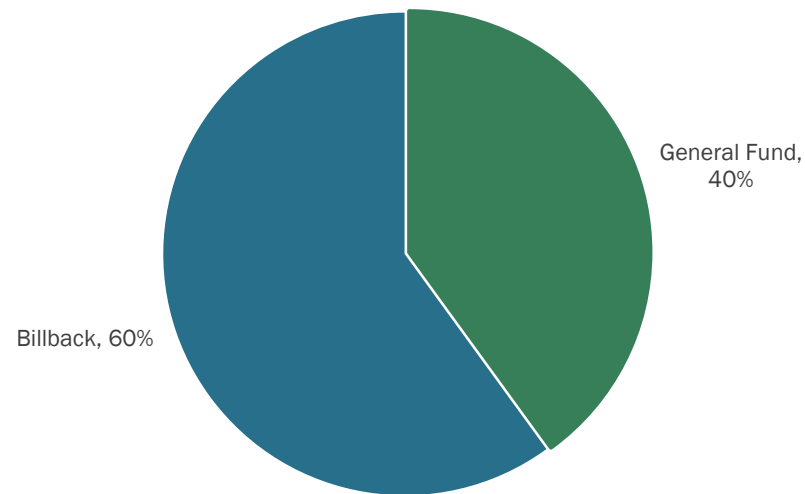
GMCB: \$1,750,000

FY2024 Gov. Rec. Budget



MISSION

Drive system-wide improvements in access, affordability, and quality of health care to improve the health of Vermonters.



FY 2024 BUDGET SUMMARY & STAFF

5 Board, 5 Exempt, 22 Classified

B.345 All Funds +4.0%

- Salary +3.8% and Fringe +5.3%
- Operating Expenses +1.9%
- Contracts +3.8%

B.1100(a)(15) One-Time IT Funding Requests

(A) Health Finance Database Implementation

\$50k to run parallel and \$70.5k ADS

(B) All-Payer Claims Database Implementation

\$500k run parallel & \$120k ADS

(C) Health Research Allocation Plan

\$50k interactive tool with potential to visualize data from multiple sources in one place

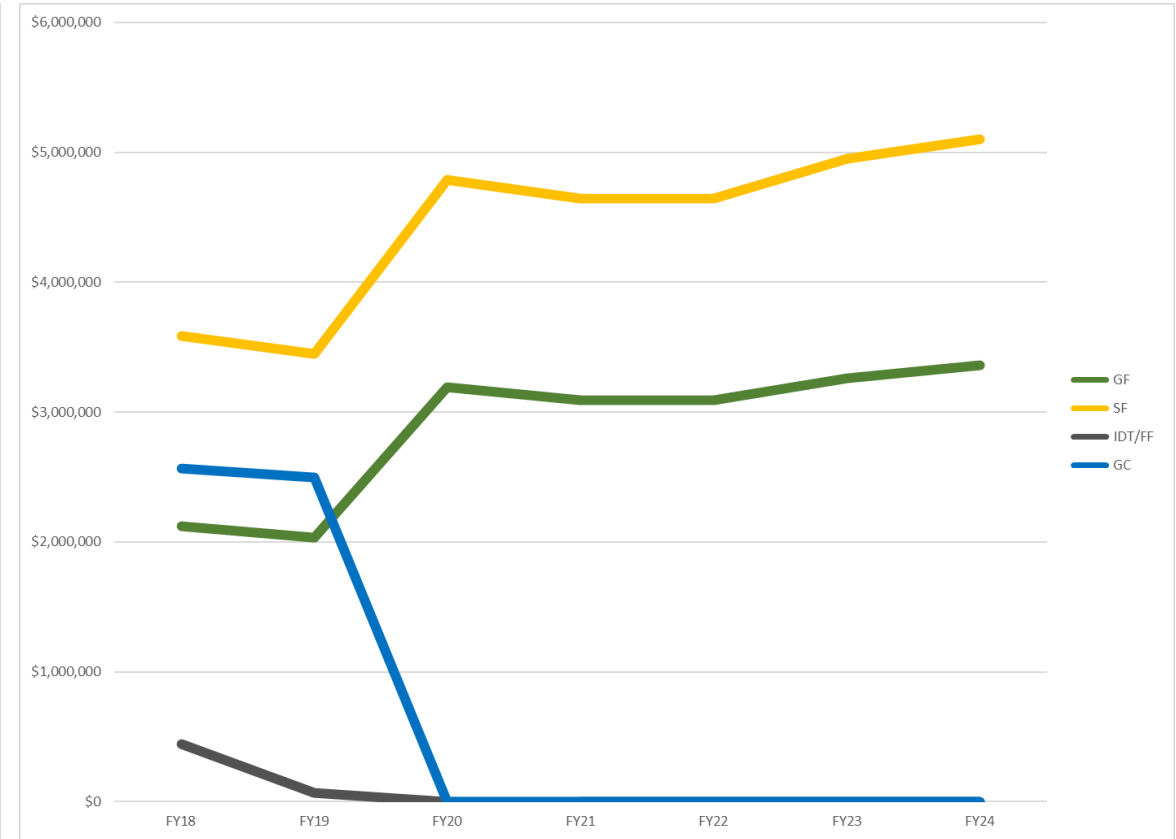
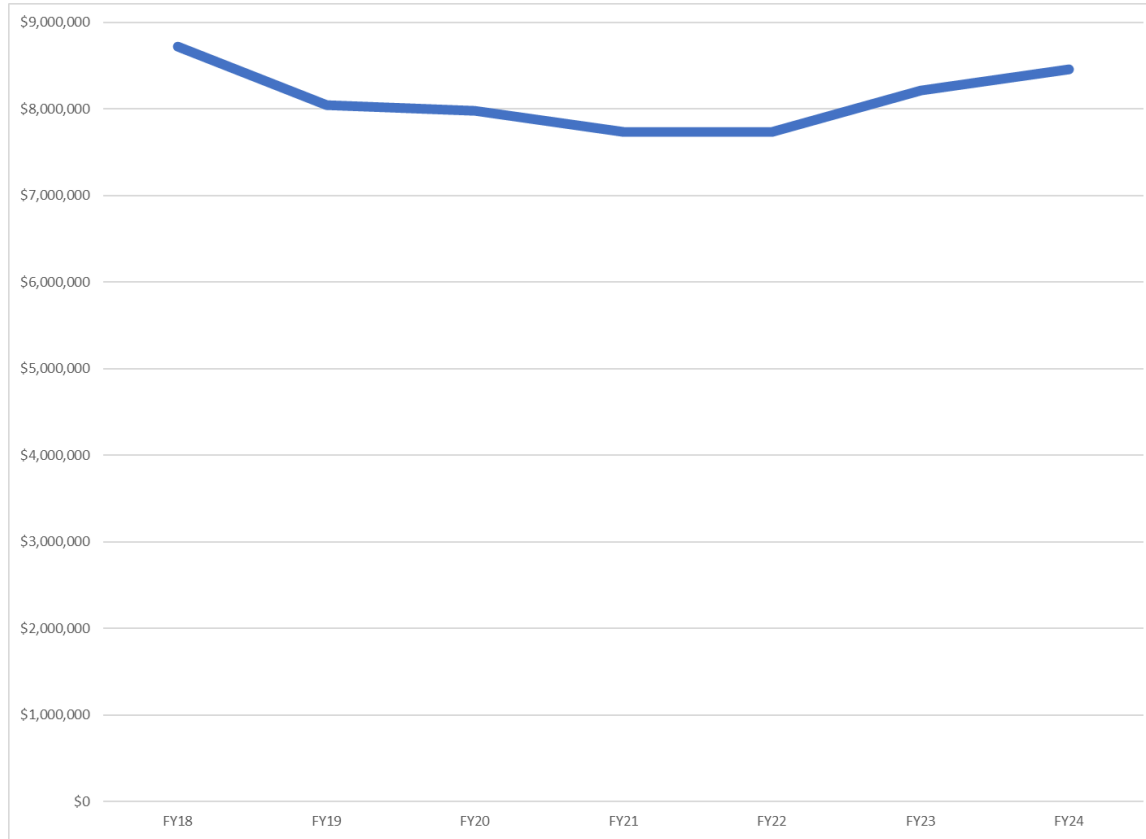
FY2024 Budget Form



	General \$\$	Special \$\$ Billback Fund	Total \$\$
B.345 Green Mountain Care Board: FY 2023 Approp	3,261,362	4,950,368	8,211,730
Other Changes: (Please insert changes to your base appropriation that occurred after the passage of the FY23 budget]	0	0	0
FY 2023 Other Changes	0	0	0
Total Approp. After FY 2023 Other Changes	3,261,362	4,950,368	8,211,730
			0
Salaries and Wages	41,990	62,984	104,974
Fringe Benefits, Per Diem and Other Personal Services	32,684	49,026	81,710
Expenses - Internal Service Funds offset by reductions	3,027	4,541	7,568
Other Contract and Third Party Services	53,276	79,975	133,251
			0
Subtotal of Increases/Decreases	130,977	196,526	327,503
FY 2024 Governor Recommend	3,392,339	5,146,894	8,539,233

Green Mountain Care Board FY 2023 Appropriation	3,261,362	4,950,368	8,211,730
Reductions and Other Changes	0	0	0
FY 2023 Total After Other Changes	3,261,362	4,950,368	8,211,730
TOTAL INCREASES/DECREASES	130,977	196,526	327,503
Green Mountain Care Board: FY 2024 Governor Recommend	3,392,339	5,146,894	8,539,233
	4.0%	4.0%	4.0%

Appropriation: Total and by Fund



Programmatic Performance Measure Report (Attachment A-2)



Program Name	Measure	Measure Type	Reporting Period	2018	2019	2020	2021	2022
Certification of Need for New Health Care Projects in Vermont	Percentage of applications closed within established timeframes (90 days)	How Well?	SFY	100%	100%	100%	100%	100%
Certification of Need for New Health Care Projects in Vermont	Percentage of decisions issued within established timeframes (120 days)	How Well?	SFY	100%	100%	100%	100%	100%
Certification of Need for New Health Care Projects in Vermont	Percentage of requests for jurisdictional determination disposed of within	How Well?	SFY	100%	100%	100%	100%	100%
All Payer Model	<p>All Payer Model Total Cost of Care Annual Rate of Growth.</p> <p>The results presented here for 2020 will not accurately assess “performance” as outlined in the APM Agreement. The effects of the global pandemic and associated Public Health Emergency (PHE) necessarily and drastically changed care patterns. The PHE redefined short-term health system priorities to meet immediate acute care needs and stabilize the health care system. These necessary changes are likely to have impacted preventive care and health promotion activities. The full effects of the PHE are still developing and may distort trends for many years to come.</p>	How Much?	CY	3.8%	5.3%	-7.4%		

Resources



- [GMCB Website](#)
- [GMCB Overview](#)
- [2022 Annual Report](#)
- [Legislative Reports](#)
 - [Billback Reports](#)
 - [GMCB 2023 Meeting Information](#)
 - [Analysis of Brattleboro Retreat's Audited Financial Statements for FY20 \(Act 53 of 2019\)](#)
- [Process Explainers: GMCB Regulatory](#)
 - [Data & Analytics](#)
 - [Health Insurance Premium Rate Review](#)
 - [Hospital Budget Review](#)
 - [ACO Oversight](#)
- [GMCB All-Payer Model Webpage](#)
 - [APM Summary](#)
 - [FAQs: APM and ACO Oversight](#)
- [Hospital Sustainability and Act 167](#)

REFERENCE SLIDES



GMCB– Data And Analytics



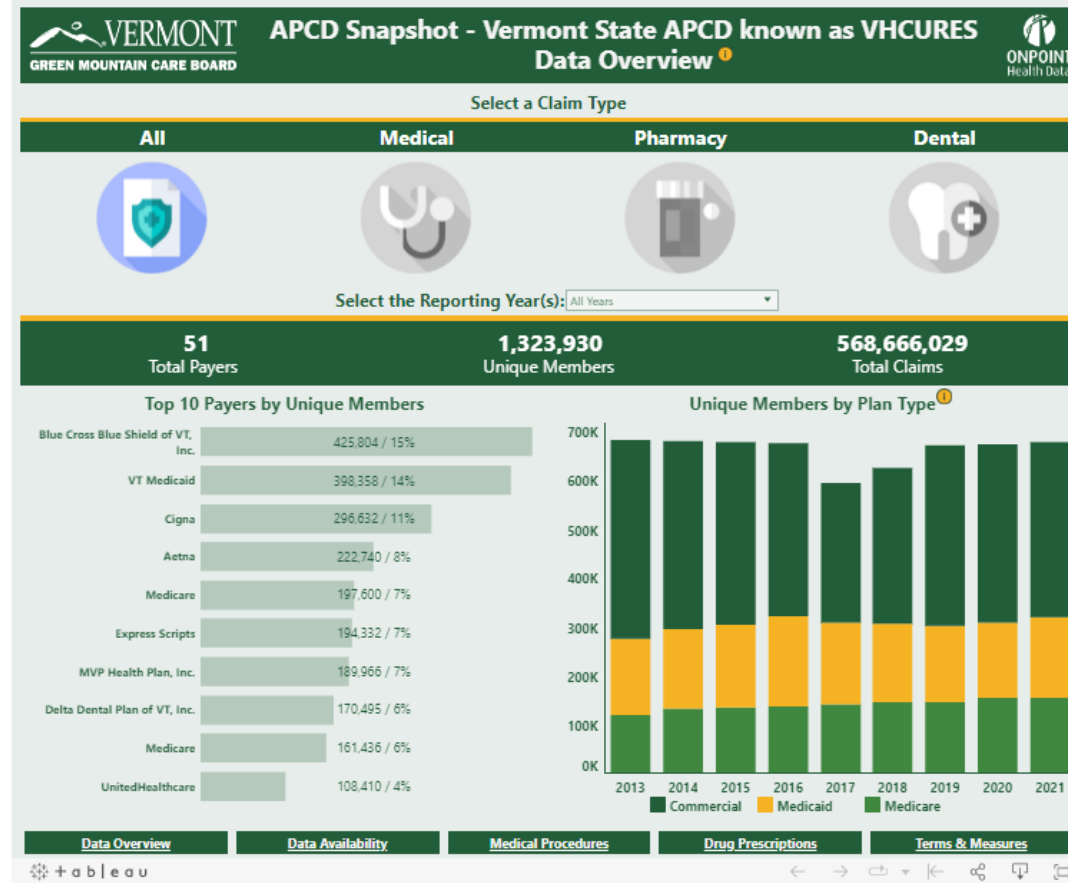
Information:

- Data and Analytics (VHCURES, VUHDDS and APM Analytics);
- Data Governance Council;
- Interactive datasets and analysis;
- Health Resource Allocation Plan (HRAP);
- Annual Expenditure Analysis;
- Annual Cost Shift Report; and
- Reports for legislature.
- [Health Service Wait Times Report](#)
- [Public Reports and Analyses](#)



GMCB - Data and Analytics

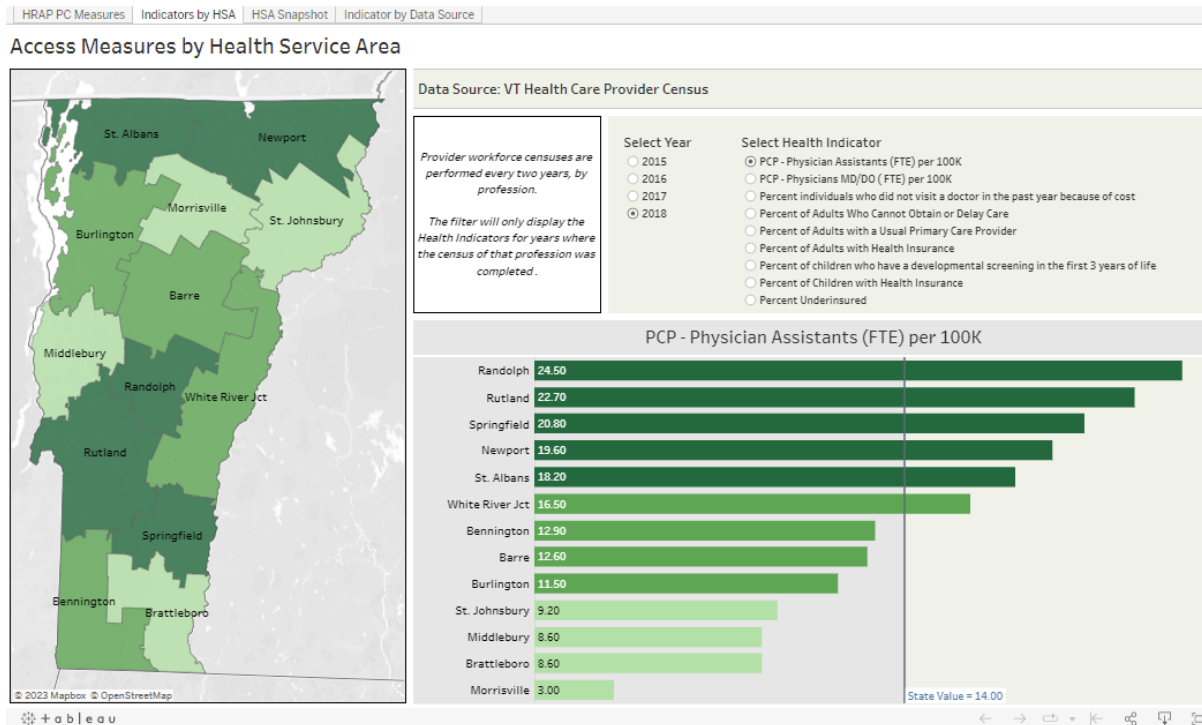
- Vermont State APCD by [Onpoint Health Data](#)



<https://gmcbboard.vermont.gov/APCD-snapshot>

GMCB - Data and Analytics

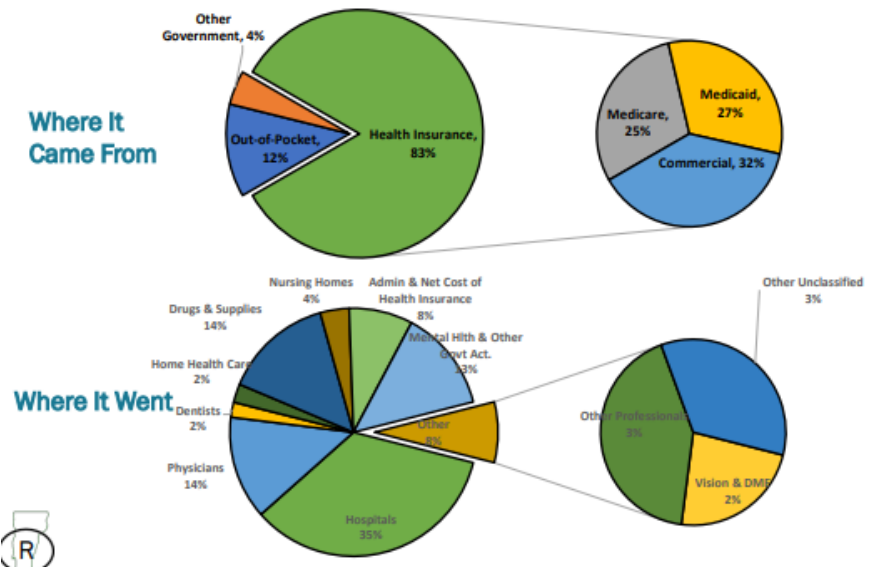
Health Resource Allocation Plan



<https://gmcboard.vermont.gov/health-resource-allocation-plan>

Expenditure Analysis

Vermont Resident Health Care Spending for 2020 - \$6.4 Billion



<https://gmcboard.vermont.gov/data/expenditure-analysis>