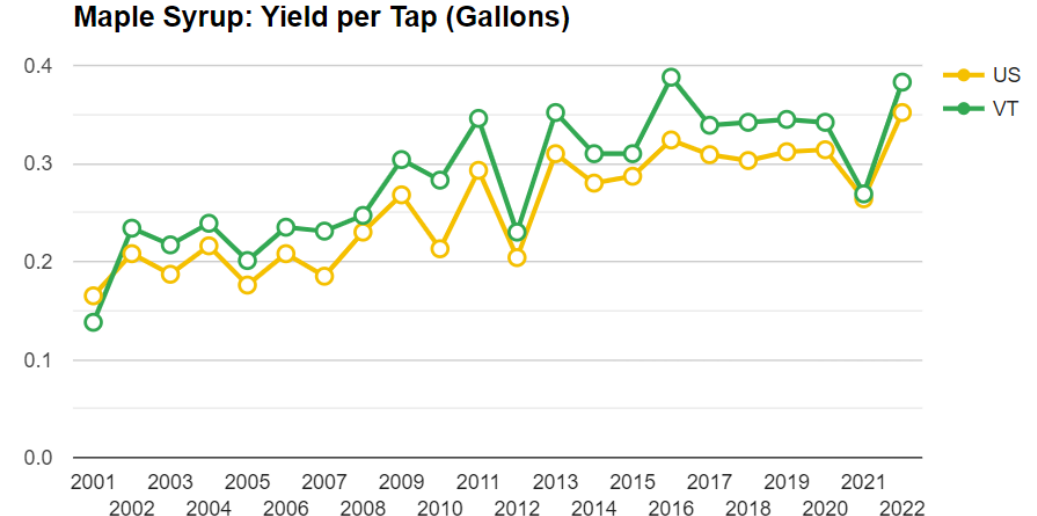
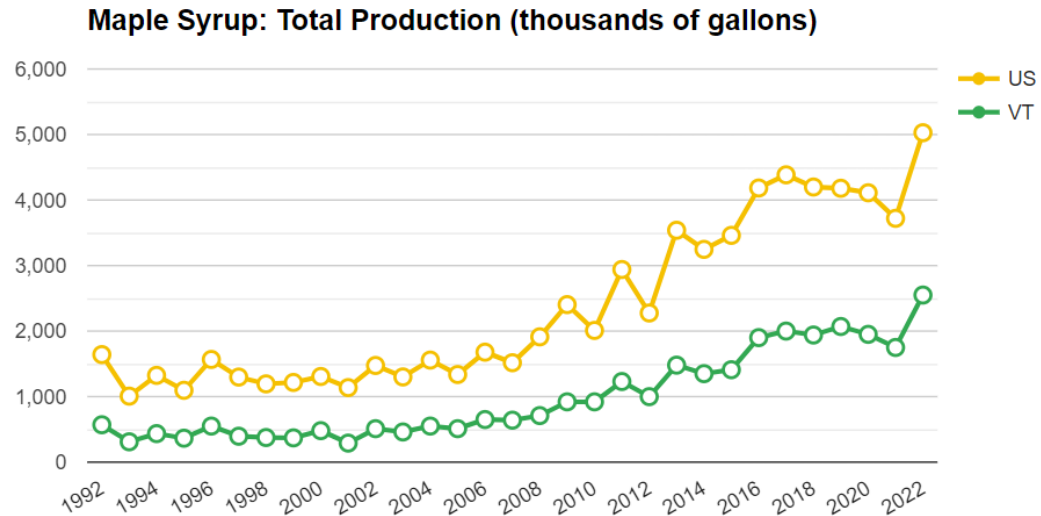


Maple

USDA NASS Statistics

- Production and yield per tap rebounded in 2022
- VT continues to significantly out-produce other NE states
- Accounts for ~1/2 of total US production



UVM Extension: <https://www.uvm.edu/extension/agriculture/maple-statistics>

USDA NASS Northeast 2022 Maple Syrup Report: [https://www.nass.usda.gov/Statistics by State/New York/Publications/Latest Releases/2022/Northeast-2022-Maple-Syrup-Report.pdf](https://www.nass.usda.gov/Statistics_by_State/New_York/Publications/Latest_Releases/2022/Northeast-2022-Maple-Syrup-Report.pdf)

Maple

USDA NASS Statistics

- Price data not yet available for 2022
- Total value of production in 2021 was **56M**
- Average price per gallon increased from 2020 to 2021

Maple Syrup Price and Value - States and United States: 2020 - 2022

[Blank data cells indicate estimation period has not yet begun]

	Average price per gallon			Value of production		
	2020	2021	2022 ¹	2020	2021	2022 ¹
	<i>(dollars)</i>	<i>(dollars)</i>	<i>(dollars)</i>	<i>(1,000 dollars)</i>	<i>(1,000 dollars)</i>	<i>(1,000 dollars)</i>
Maine	34.90	38.60	(NA)	20,591	19,840	(NA)
New Hampshire ...	52.10	64.90	(NA)	8,023	8,242	(NA)
New York	34.40	37.80	(NA)	27,658	24,457	(NA)
Pennsylvania	38.40	36.20	(NA)	6,835	6,082	(NA)
Vermont	27.00	32.00	(NA)	52,650	56,000	(NA)
United States	32.00	35.90	(NA)	131,731	133,648	(NA)

(NA) Not available.

¹ Price and value for 2022 will be published in Crop Production released June 2023.

Maple

Trends from Atlantic Corp. Industry Report commissioned in 2021

“Identifying Market Opportunities for Vermont Maple Syrup Producers – 2021”

- 720 maple producers identified, 73 responded to survey
- Avg size of operation = 7,181 taps
- Size range: 40 to 91,000 taps
- Avg production = 3,342 gals
- Avg revenue = \$86,874 (skewed by the top earner)
- Median revenue = \$27,700

Note:

- AAFM does not have a comprehensive list of producers or production data because most operations do not require a license

Maple

Trends from Atlantic Corp. Industry Report commissioned in 2021

“Identifying Market Opportunities for Vermont Maple Syrup Producers – 2021”

- Asked if satisfied with the current performance of their business. 1 = Extremely Dissatisfied, 7 = Extremely Satisfied.
- Mostly were satisfied with their performance. **Overall score was 5.1.**

Innovation:

- reverse osmosis
- monitor systems in the woods
- vacuum pumps
- steam pans
- piggyback system to improve output

To expand offerings:

- organic certification
- bird-friendly maple products
- self-serve kiosks



Maple

AAFM Maple Regulatory Program

- Conduct retail store inspections
- Respond to consumer complaints
- Provide regulatory technical assistance

2022 inspection results

- 19 inspections
- 59% of products “passed” inspection (n49)
- Most issues were minor/easily corrected
- A few significant issues also found
- Work with producers to correct issues when found



Inspector grades maple syrup at retail stores