



The Supply of and Demand for Regulated Child Care in Vermont

Jen Horwitz, Policy & Research Director

Katie Salina, Policy & Research Analyst

Background





Using Data to Inform ECE Capacity Development in Vermont

- **Research**

- **Stalled at the Start**: An analysis of the supply of and demand for regulated child care for children birth through five in Vermont.
- **Access**: An analysis of the supply of and need for lead early childhood educators to meet child care demand.

- **Programs**

- **Make Way for Kids & Child Care Capacity Grant Program**:
These programs provide funding and technical assistance to existing ECE programs to expand capacity or to open new ECE programs and use data from *Stalled at the Start* and *Access* to help ensure funding is used as effectively as possible to address child care deserts and shortages.

Overview: Stalled at the Start





Determining Supply & Demand

- **Study methodology:** Developed study methodology in collaboration with a broad group of partners including the Department for Children and Families' Child Development Division, the Vermont Department of Health's Maternal and Child Health Division, Building Bright Futures, and the Vermont Association for the Education of Young Children.
- **Data:** Data used for the study comes from the Child Development Division, the Vermont Department of Health, and the U.S. Census Bureau.

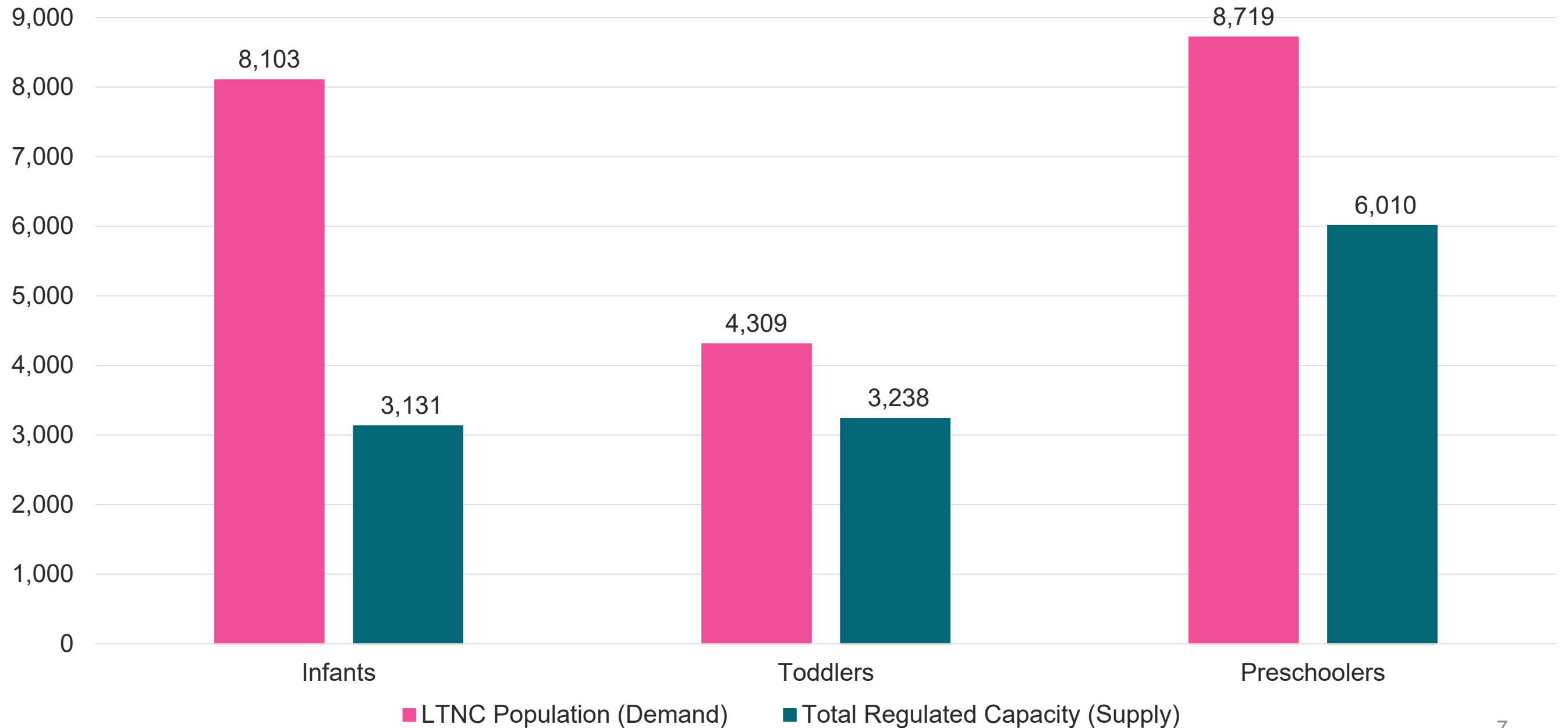


Likely to Need Care

In 2022, **21,131** children under the age of five were likely to need some form of regular child care (LTNC) while a parent worked.



Demand (LTNC Population) vs Supply (Reported Desired Capacity), 2022



Defining Access to Care

Child Care Status Flag Descriptions



Stalled at the Start
51-100%



Hazard
16-50%

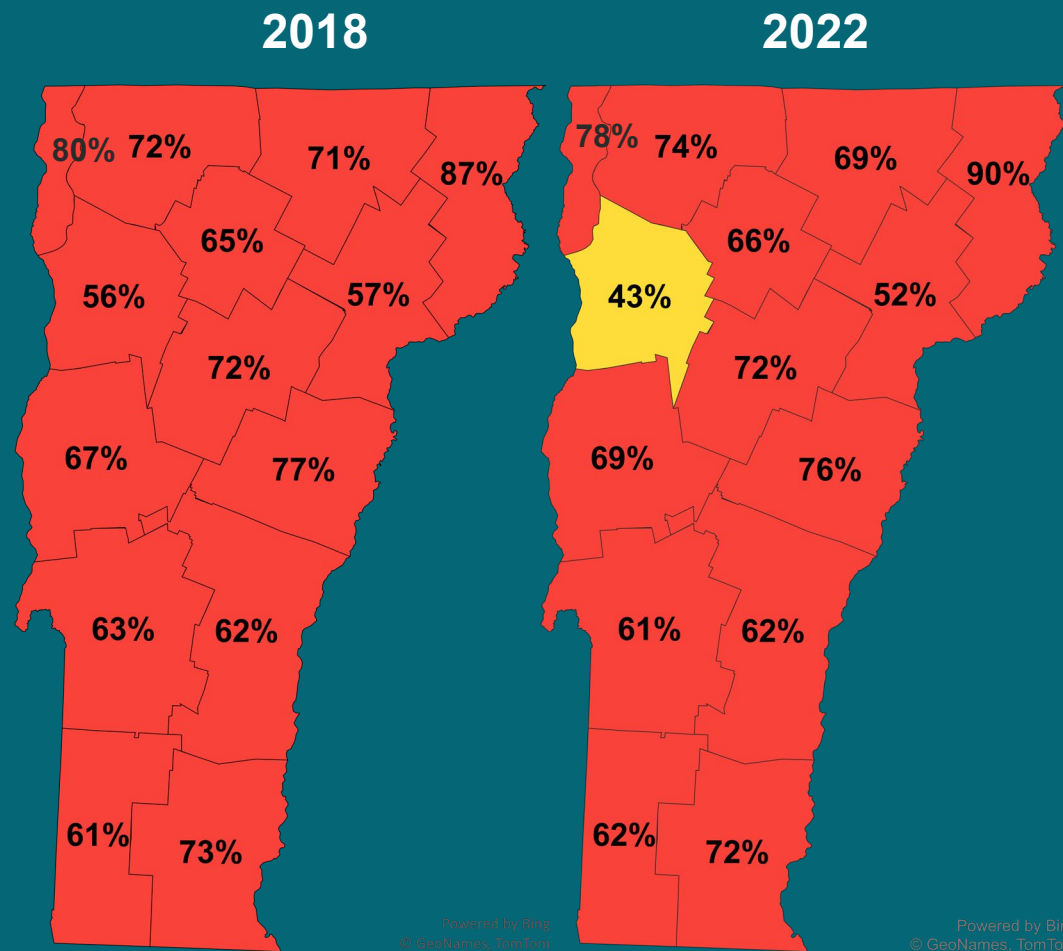


Final Lap
1-15%



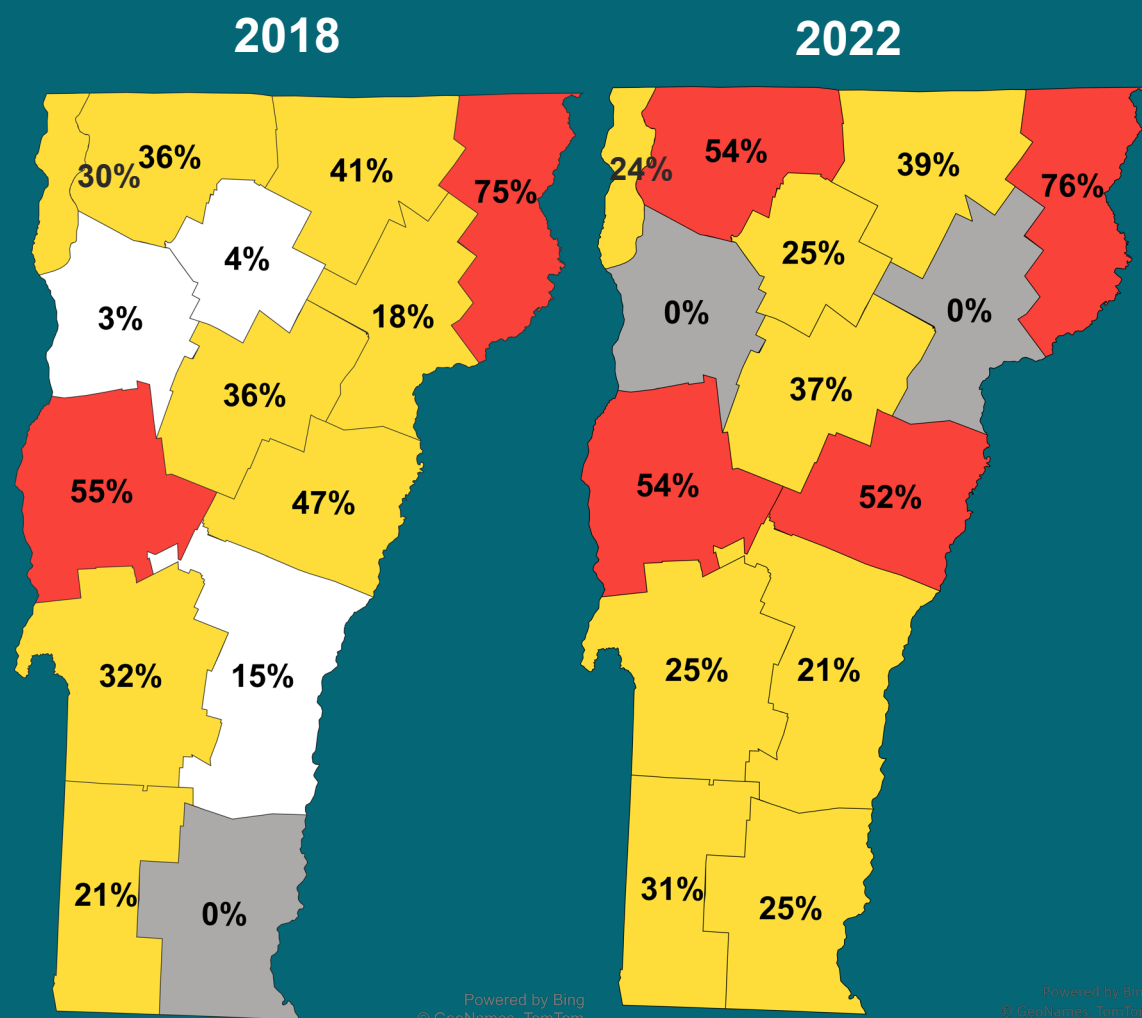
Win for Kids!
<1% - 0%

Infants LTNC Without Access to Full-Time Regulated Care, 2018–2022



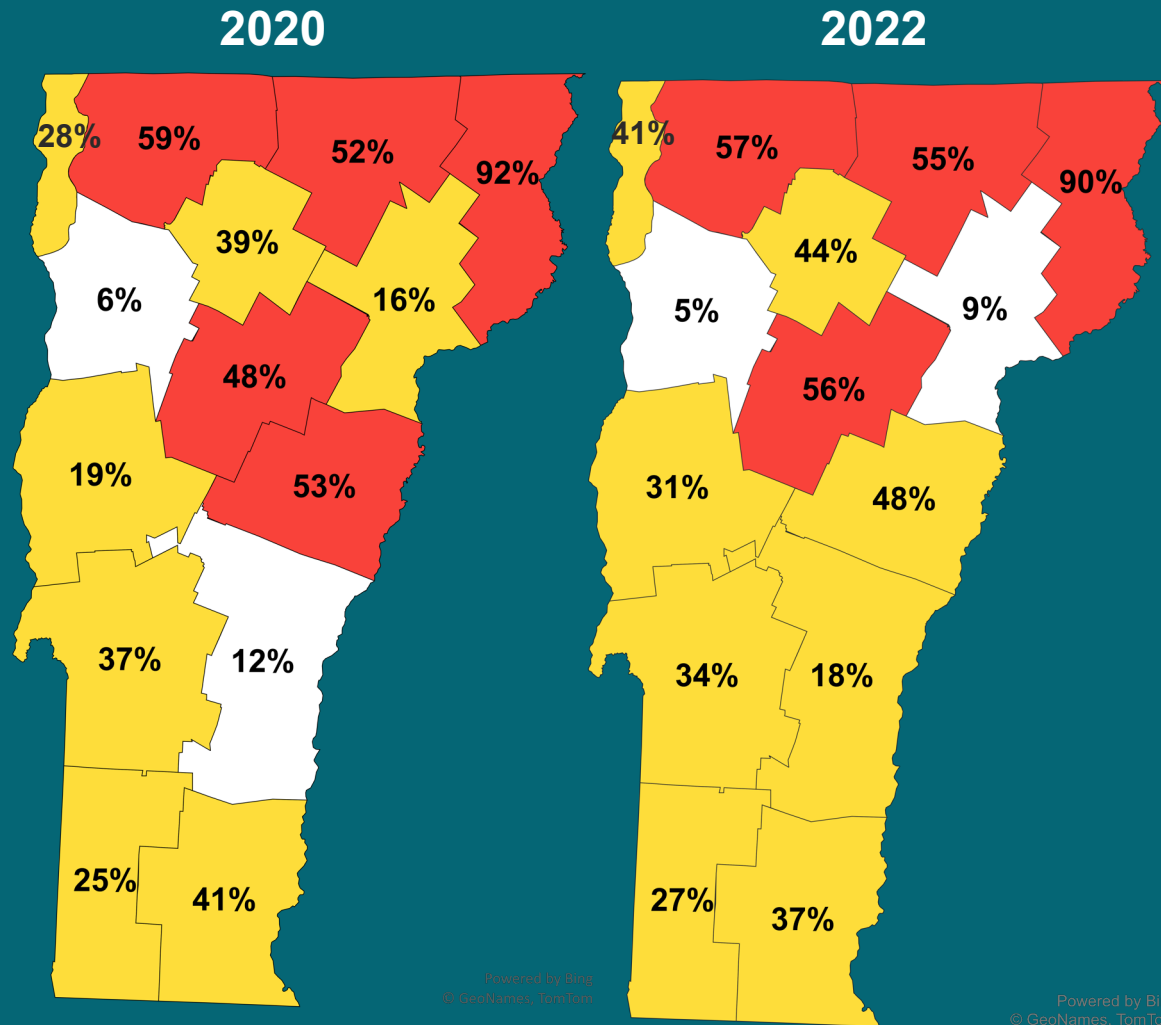
- Statewide, 61% of infants LTNC do not have access to regulated early care and education programs
 - That's approximately three out of every five infants LTNC in Vermont
- At the county level, the percent of infants LTNC without access to regulated early care and education ranges from 43% to 90%

Toddlers LTNC Without Access to Full-Time Regulated Care, 2018–2022



- Statewide, 25% of toddlers LTNC do not have access to regulated early care and education programs
- At the county level, the percent of toddlers LTNC without access to regulated early care and education ranges from 0% to 76%

Preschoolers LTNC Without Access to Full-Time Regulated Care, 2020–2022



- Statewide, 31% of preschoolers LTNC do not have access to regulated early care and education programs
- At the county level, the percent of preschoolers LTNC without access to regulated early care and education ranges from 5% to 90%



Number of Young Children Likely to Need Care:

- 805 infants
- 396 toddlers
- 810 preschoolers

Number of Programs:

- 16 CBCCPPs
- 4 Licensed FCCHs
- 47 Registered FCCHs

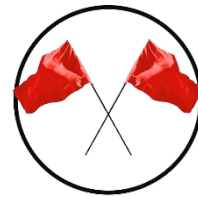
Number of Slots:

- 224 infant slots
- 249 toddler slots
- 360 preschooler slots

Number of Additional Slots Needed to Meet Demand:

- 581 infant slots
- 147 toddler slots
- 450 preschooler slots

Infant Access




72% of infants likely to need care don't have access to any regulated programs

Toddler Access



37% of toddlers likely to need care don't have access to any regulated programs

Preschooler Access



56% of preschoolers likely to need care don't have access to any regulated programs

Hours of Operation:

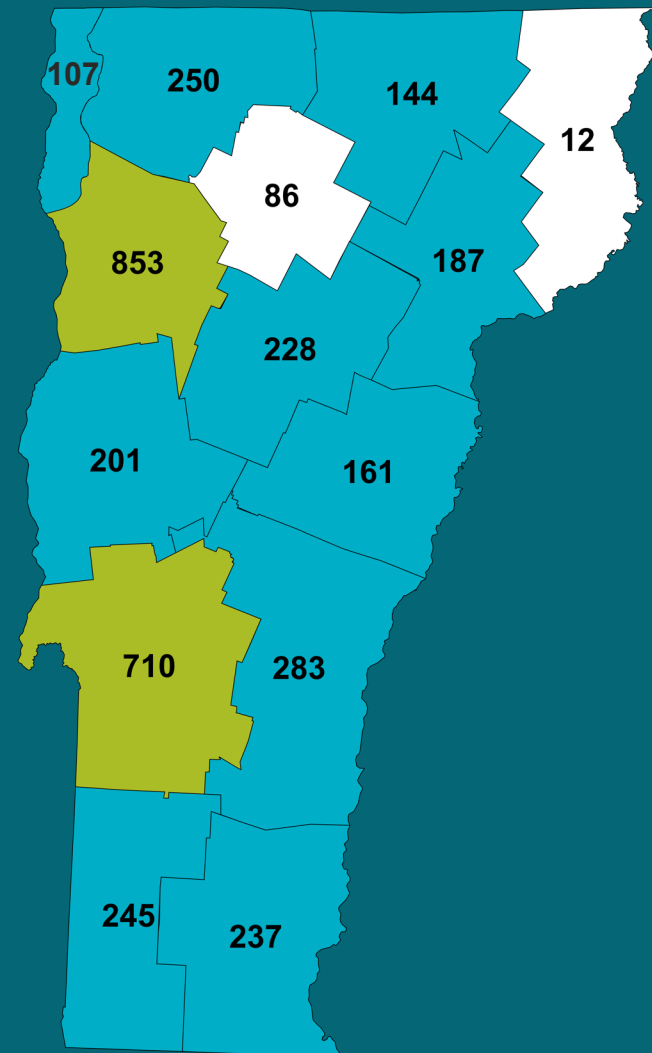
- First program opens 6:00 AM
- Most programs open 7:00 AM
- Most programs close 5:00 PM
- Last program closes 9:00 PM

Using Data to Support the ECE System



Make Way for Kids & Child Care Capacity Grants

New slots created through grants



- The goal of Make Way for Kids and the Child Care Capacity Grant Program is to expand access to child care in Vermont through funding and technical assistance.
- From November 2019-December 2022, Let's Grow Kids has awarded \$6,459,830 in grants, yielding 3,716 new slots and 705 improved slots (increased quality).
- 97 Vermont towns have been served through this program.

Appendix

Percent of Infants LTNC Without Access to Regulated Care by County, 2018-2022

County	2018 Percent of Infants LTNC Without Access	2018 Report Status Flag	2022 Percent of Infants LTNC Without Access	2022 Report Status Flag	2018–2022 Change
Addison	67%	Red Flag	69%	Red Flag	No significant change
Bennington	61%	Red Flag	62%	Red Flag	No significant change
Chittenden	56%	Red Flag	43%	Yellow Flag	More children have access
Franklin	72%	Red Flag	74%	Red Flag	No significant change
Lamoille	65%	Red Flag	66%	Red Flag	No significant change
Washington	72%	Red Flag	72%	Red Flag	No significant change
Windham	73%	Red Flag	72%	Red Flag	No significant change
Windsor	62%	Red Flag	62%	Red Flag	No significant change

Percent of Toddlers LTNC Without Access to Regulated Care by County, 2018-2022

County	2018 Percent of Toddlers LTNC Without Access	2018 Report Status Flag	2022 Percent of Toddlers LTNC Without Access	2022 Report Status Flag	2018–2022 Change
Addison	55%	Red Flag	54%	Red Flag	No significant change
Bennington	21%	Yellow Flag	31%	Yellow Flag	Fewer children have access
Chittenden	3%	White Flag	0%	Checkered Flag	More children have access
Franklin	36%	Yellow Flag	54%	Red Flag	Fewer children have access
Lamoille	4%	White Flag	25%	Yellow Flag	Fewer children have access
Washington	36%	Yellow Flag	37%	Yellow Flag	No significant change
Windham	0%	Checkered Flag	25%	Yellow Flag	Fewer children have access
Windsor	15%	White Flag	21%	Yellow Flag	No significant change

Percent of Preschoolers LTNC Without Access to Regulated Care by County, 2020-2022

County	2020 Percent of Preschoolers LTNC Without Access	2020 Report Status Flag	2022 Percent of Preschoolers LTNC Without Access	2022 Report Status Flag	2020-2022 Change
Addison	19%	Yellow Flag	31%	Yellow Flag	Fewer children have access
Bennington	25%	Yellow Flag	27%	Yellow Flag	Fewer children have access
Chittenden	6%	White Flag	5%	White Flag	No significant change
Franklin	59%	Red Flag	57%	Red Flag	No significant change
Lamoille	39%	Yellow Flag	44%	Yellow Flag	No significant change
Washington	48%	Yellow Flag	56%	Red Flag	Fewer children have access
Windham	41%	Yellow Flag	37%	Yellow Flag	No significant change
Windsor	12%	White Flag	18%	Yellow Flag	Fewer children have access

Hours of Operation of Regulated Programs Serving Infants, Toddler, and/or Preschoolers by County, 2022

County	Time First Infant, Toddler, or Preschool Slot Becomes Available	Most Common Time Infant, Toddler, or Preschool Slots Become Available	Most Common Time Infant, Toddler, or Preschool Slots Become Unavailable	Time Last Infant, Toddler, or Preschool Slot Becomes Unavailable
Addison	6:00 AM	8:00 AM	5:00 PM	5:30 PM
Bennington	6:30 AM	7:30 AM	4:30 PM	6:00 PM
Chittenden	12:00 AM	7:30 AM	5:30 PM	11:45 PM
Franklin	5:30 AM	7:00 AM	5:00 PM	11:59 PM
Lamoille	6:00 AM	7:00 AM	5:30 PM	5:30 PM
Washington	6:00 AM	7:00 AM	5:00 PM	9:00 PM
Windham	6:30 AM	7:30 AM	5:30 PM	11:00 PM
Windsor	5:30 AM	7:00 AM	5:30 PM	6:00 PM